

Slow Juicer

User Manual



SJA3209BX

EN | DE | FR | TR | ES | PL | RO | IT

01M-000000000-4617-01

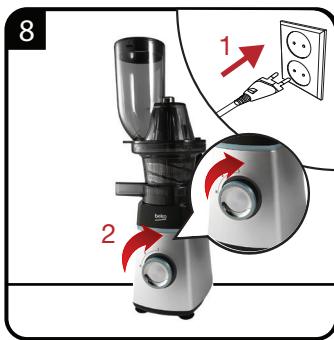
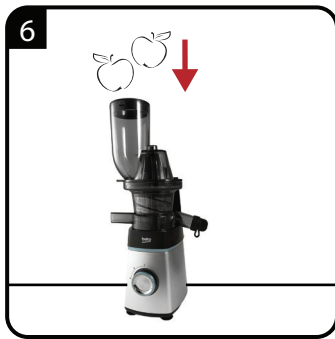
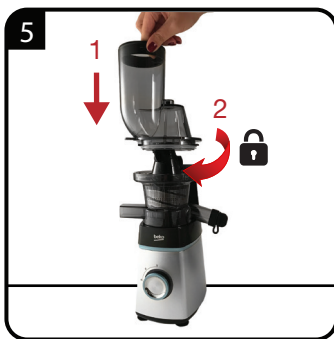
beko

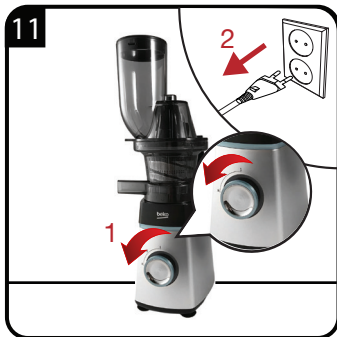




CONTENTS

ENGLISH	04-10
DEUTSCH	11-15
FRANÇAIS	16-20
TÜRKÇE	21-25
ESPAÑOL	26-30
POLSKI	31-35
ROMÂNĂ	36-40
ITALIANO	41-45





Please read this user manual first!

Dear Customers,

Thank you for selecting an Beko product. We hope that you get the best results from your product which has been manufactured with high quality and state-of-the-art technology. Therefore, please read this entire user manual and all other accompanying documents carefully before using the product and keep it as a reference for future use. If you handover the product to someone else, give the user manual as well. Follow all warnings and information in the user manual.

1. Pusher
2. Hopper
3. Spinning brush
4. Cylinder chamber
5. Juice container
6. Frozen fruit/sorbet strainer
7. Fruit/vegetable strainer
8. Pulp container
9. Mixing button
10. Juicing button
11. Press screw
12. Juice outlet
13. Drip stop
14. Pulp outlet
15. Stop button
16. Reverse button
17. Cleaning brush
18. Body



Meanings of the symbols

Following symbols are used in the various section of this manual:



Important information and useful hints about usage.



WARNING: Warnings for dangerous situations concerning the safety of life and property.



Materials are intended to be in contact with food.



Do not immerse the appliance, power cord or power plug in water or in other liquids.

Technical data

Power supply: 220-240 V~, 50/60 Hz

Power: 200 W

Technical and design modifications reserved.

The values which are declared in the markings affixed on your appliance or the other printed documents supplied with it represent the values which were obtained in the laboratories pursuant to the pertinent standards. These values may vary according to the usage of the appliance and ambient conditions.

This product has been produced in environmentally-friendly, state-of-the-art facilities.

Complies with the WEEE Directive.



It does not contain PCB.
Made in P.R.C.

Please read this instruction manual thoroughly before using this appliance! Follow all safety instructions in order to avoid damages due to improper use!

Keep the instruction manual for future reference. Should this appliance be given to a third party, then this instruction manual must also be handed over.

1.1 General safety

- This appliance is intended for private domestic use only. It should not be used for commercial purposes.
- This appliance can be used by children who are at the age of 8 and above and by people who have reduced physical, perceptual or mental abilities or by people who are deficient in terms of experience and knowledge as long as they are supervised and given the instructions regarding the safe use of the appliance and dangers encountered.
- Children should not play with the appliance.
- This appliance should not be used by children. Keep the appliance and cable out of the reach of children.
- Cleaning and user maintenance should not be performed by children.
- Do not use it if the power cable, appliance or the filter of the appliance is damaged. Contact an authorized service.
- Unplug the appliance when left unattended, while installing/removing accessories or before cleaning.
- Use the original parts or parts recommended by the manufacturer only.
- Do not attempt to dismantle the appliance.
- Your mains power supply should comply with the information supplied on the rating plate of the appliance.
- Use the appliance with a grounded outlet.
- Do not use the appliance with an extension cable.

1

Important instructions for safety and environment

- Do not pull the power cable when unplugging the appliance.
- Unplug the appliance before cleaning, disassembly, accessory replacement and wait for it to stop completely.
- After cleaning, dry the appliance and all parts before connecting it to mains supply and before attaching the parts.
- Do not touch the plug of the appliance with damp or wet hands.
- Do not immerse the appliance, power cable, or power plug in water or any other liquids.
- Do not operate or place any part of this appliance or its parts on or near hot surfaces.
- Do not operate the appliance continuously for more than 20 minutes.
- Do not remove the pulp container when the appliance is in operation.
- Do not operate the juicer without the pulp container fitted.
- Use only the pusher to put food in the appliance. Do not use your fingers or any other object.
- Cut fruits in such a way that they can fit into the feeding chute.
- Remove stones of stone fruits and peel off the rind of fruits that have a thick or inedible rind before putting them into the appliance.
- Do not touch any of the rotating parts while the appliance is plugged. There is a risk of injury.
- If you keep the packaging materials, store them out of the reach of children.
- Do not push the pusher severely to extract more juice.
- Operate the appliance empty for 10 seconds and then start to extract the juice.
- When the appliance is excessively strained, it will automatically switch off for protection purposes. If this happens, switch off the appliance and remove the food that causes the strain. You can use the appliance for juice extraction again after waiting for 10 seconds.

Important instructions for safety and environment

1.2 Compliance with the WEEE Directive and Disposing of the Waste Product:

This product complies with EU WEEE Directive (2012/19/EU). This product bears a classification symbol for waste electrical and electronic equipment (WEEE).



This product has been manufactured with high quality parts and materials which can be reused and are suitable for recycling. Do not dispose of the waste product with normal domestic and other wastes at the end of its service life. Take it to the collection center for the recycling of electrical and electronic equipment. Please consult your local authorities to learn about these collection centers.

1.3 Compliance with RoHS Directive

The product you have purchased complies with EU RoHS Directive (2011/65/EU). It does not contain harmful and prohibited materials specified in the Directive.

1.4 Package information



Packaging materials of the product are manufactured from recyclable materials in accordance with our National Environment Regulations. Do not dispose of the packaging materials together with the domestic or other wastes. Take them to the packaging material collection points designated by the local authorities.

1.5 Things to do for energy saving

Follow the times recommended in the manual during use. Unplug the appliance after use.

