


WD14H422GB



4.76

0.66

A B C D E F G

1400

7.0

4.0

57

46

74

61

Energy


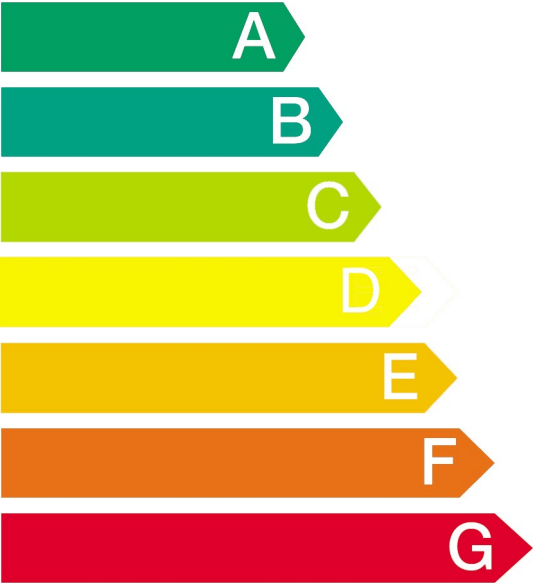
Washer dryer

Manufacturer

Model

WD14H422GB

More efficient



Less efficient

Energy consumption

kWh

4.76

(to wash a full and dry capacity
wash load at 60°C)

Washing (only)

kWh

0.66

Actual energy consumption will depend
on how the appliance is used

Washing performance

A: higher

G: lower

A B C D E F G

Spin speed (rpm)

1400

Capacity

Washing

7.0

(cotton) kg

Drying

4.0

Water consumption (total) l

57

Noise

(dB re 1 pW)

Washing

Spinning

Drying

46

74

61

Further information is contained
product brochures

Norm EN 50229

Washer Dryer Label Directive No 96/60/EC

