



MX194

Your advantages



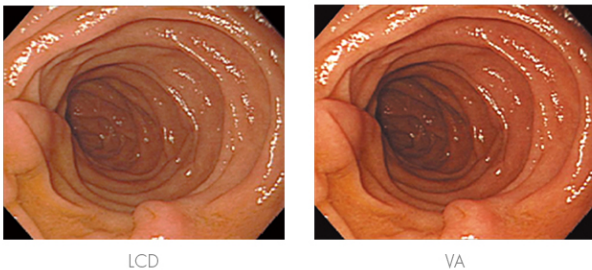
The 19-inch MX194 with a traditional 5:4 aspect ratio stands out thanks to its factory-preset DICOM® characteristic curve, which guarantees faithful reproduction of radiological images in greyscale. The one megapixel screen achieves consistently stable brightness levels thanks to LED technology. The MX194 also shines in terms of colour purity and illumination thanks to the Digital Uniformity Equalizer. This allows the monitor to correctly display hues and greyscale tones of radiological images across the entire screen. That is ideal for clinical review of images from digital image distribution. In summary, the MX194 is ideally suited for referring medical specialists.

- ✓ 1.3 megapixel colour LCD monitor
- ✓ Grey tone rendering with DICOM® characteristic curve
- ✓ Homogenous display surface with automatic luminance distribution control (Digital Uniformity Equaliser)
- ✓ Automatic luminance control
- ✓ DisplayPort, DVI-D and DSub inputs for digital and analogue connection

Features


Excellent image quality for ultra-sharp details

Featuring a VA panel, the MX194 achieves a high contrast ratio of 2000:1. This is crucial for achieving crisp images with deep black tones and high colour differentiation. The monitor is able to offer excellent image quality thanks to a high resolution of 1.3 Megapixels (colour) and a stable brightness of up to 350 cd/m². Even the finest details are presented in a differentiated manner, no matter from which viewing angle the monitor is viewed. This is a great advantage when several doctors are looking at the same screen.



One billion colour tones thanks to 13 bit LUT

Colour rendering is controlled by a 13 bit look-up table (LUT), up to 10 bits of which are available in the DisplayPort connection. This produces a resolution with a maximum of 1 billion colour tones. The rendering characteristic and fine structures required for diagnostics can therefore be precisely identified.



Uniform brightness and high colour purity

The monitor shines thanks to its high colour purity and uniform illumination. This is down to the Digital Uniformity Equalizer (DUE), which corrects imbalances automatically, pixel by pixel.

Grey and colour tones of radiological and other medical images are correctly rendered over the entire display. This is vital for diagnostics.



Extended durations of use thanks to automatic shut down

The monitor has an automatic shut down option for the backlight (backlight saver). This extends the duration of use. Similar to a screen saver, the LEDs turn off when the screen is not being used.

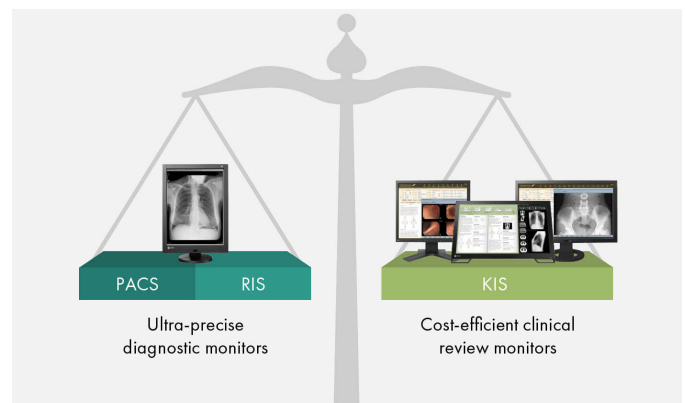
The backlight saver is part of the RadiCS software.

FlexStand: ergonomic base

The base allows the monitor to be tilted and turned, as well as operated in landscape or portrait form. The seamless height adjustment starts from the very bottom on the desk. This guarantees optimal ergonomics, regardless of whether you are standing or sitting in front of the screen. Despite its maximum movement possibilities, the FlexStand base always remains completely stable.

Clinical review monitor: Cost-efficient with DICOM® standard

For environments in which clinical images are reviewed with applications for electronic patient files, the MX194 provides a cost-efficient solution, which supports the DICOM® standard and enables significant savings.



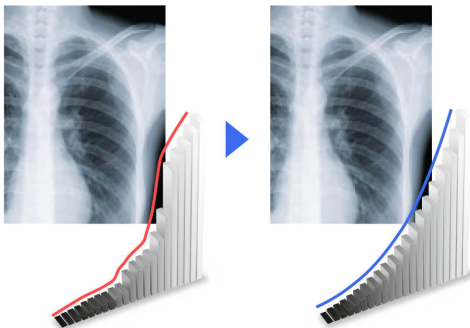
Features

One monitor, many ports

It doesn't get easier than this: You can connect most of your devices, such as PC, laptop or cameras directly to the monitor because the monitor has a number of different ports. That makes your daily work easier.

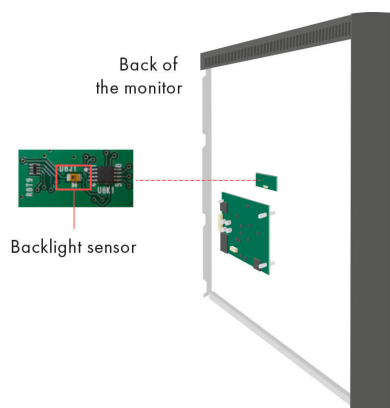
Display of DICOM® characteristic at the press of a button

EIZO measures and adjusts each tone of grey carefully so that the monitors comply with the DICOM® standard when delivered from the factory. The result is a particularly consistent gradation of grey tones, allowing for optimal radiological clinical reviews.



Constant brightness during operation

A sensor for the backlight permanently determines the luminance of the monitor. The benefit: The defined and calibrated values are rendered exactly just seconds after the monitor is turned on and remain constant during the entire period of use. The sensor is invisibly integrated in the monitor.



For precise diagnoses: EIZO graphics card MED-XN51LP

The EIZO MED-XN51LP graphics card supports the properties, functions, and settings of the RadiForce MX194 optimally. It

enables precise diagnostics and can control several monitors simultaneously. EIZO offers technical support and a warranty service for all graphics cards. Therefore, we recommend using EIZO graphics cards.

[Display the specifications of the MED-XN51LP](#)



Five-year warranty

EIZO grants a five-year warranty. This is possible thanks to the highly developed production process based on a simple principle of success: sophisticated and innovative monitor technology, made from high-end materials.



Specification

General

Item no.	MX194
Case colors	Black
Areas of application	Medicine
Product line	RadiForce
EAN	4995047052777

Display

Screen size [in inches]	19
Screen size [in cm]	48.1
Format	5:4
Viewable image size (width x height)	301 x 376
Resolution in MP	1.3 Megapixels (colour)
Ideal and recommended resolution	1280 x 1024
Pixel pitch [mm]	0.29 x 0.29
Panel technology	VA
Max. viewing angle horizontal	178 °
Max. viewing angle vertical	178 °
Number of colours or greyscale	1.07 billion colours (display port, 10 Bit), 16.7 million colours (DVI-D, 8 Bit), 16.7 million colours (Dsub, 8 Bit)
Colour palette/look-up table	543 billion colour tones
Max. brightness (typical) [in cd/m ²]	350
Factory-calibrated brightness [in cd/m ²]	180
Max. dark room contrast (typical)	2000:1
Backlight	LED

Features & control

Preset colour/greyscale modes	sRGB, DICOM, Custom, CAL1, CAL2, Text
DICOM tone curve	✓
RadiCS application classes	VIII
Hardware calibration of brightness and light density characteristic curve	✓
Digital Uniformity Equalizer	✓
Sensors	Backlight Sensor
Ambient light sensor	✓
OSD language	de, en, fr, es, it, se, ja, zh
Adjustment options	Brightness, Gamma, Colour saturation, Colour temperature, Resolution, DICOM tonal value, OSD language, Interpolation
Integrated power unit	✓

Ports

Signal inputs	1 x DisplayPort, 1 x DVI-D, 1 x Dsub
USB specification	USB 2.0
USB upstream ports	1 x type B
Video signal	DisplayPort, DVI (TMDS), RGB Analog

Electric data

Frequency	Digital: 31-64 kHz/59-61 Hz; Analogue: 24,8-80 kHz/50-75 Hz
Power consumption (typical) [in watt]	15
Maximum Power Consumption [in watt]	28
Power Save Mode [in watt]	0.6
Power supply	AC 100-240V, 50/60Hz
Power management	✓

Certification & standards

Certification	CE (Medical Device Directive), EN 60601-1, ANSI/AAMI ES60601-1, CSA C22.2 Nr. 601-1, IEC60601-1, VCCI-B, FCC-B, CAN ICES-3 (B), RCM, RoHS, China RoHS, WEEE, CCC, EAC
---------------	---

Dimensions & weights

Dimensions [mm]	405 x 406,5-506,5 x 205
Weight [in kilograms]	6
Weight without stand [in kilograms]	4.2
Swivel	35 °
Incline forward/backward	0 ° / 30 °
Pivot	✓
Height adjustment range [mm]	100
Hole spacing	VESA standard 100 x 100 mm

Software & accessories

Accompanying software and other accessories are available for download	RadiCS LE
Additional supply	Power cord, Signal cable DisplayPort - DisplayPort, USB 2.0 cable, EIZO LCD Utility Disk (incl. PDF manual)
Accessories	RadiCS (The RadiCS software provides extensive validations and automatic adjustment to ensure constant and consistent image reproduction on all RadiForce screens.), RadiNET Pro (EIZO software for network-based quality management in large facilities – with remote functionality for monitors)
Recommended graphics card	MED-XN5 1LP, RadiNET Pro

Warranty

Warranty and service	5 years warranty
----------------------	------------------