



Decorative LED bulbs

LED classic-giant 40W E27 G200 GOLD DIM

The new Deco collection transforms your home with a perfect blend of warm white light and a lean, minimalistic lighting experience. With long lifetime, up to 90% energy savings, no flickering and an instant full-level brightness, you will also enjoy soft and evenly distributed light with that trendy and stylish charm for a welcoming harmony in your space.

Product data

General Information	
Cap base	E27 [E27]
RoHS mark	RoHS mark
Nominal lifetime (nom.)	15000 h
Switching cycle	20000X
Technical type	6.5-40W
Light Technical	
Colour code	820 [CCT of 2000K]
Luminous flux (nom.)	470 lm
Luminous flux (rated) (nom.)	470 lm
Colour designation	Flame
Correlated colour temperature (nom.)	2000 K
Luminous efficacy (rated) (nom.)	72.00 lm/W
Colour consistency	<6
Color rendering index (nom.)	80
LLMF at end of nominal lifetime (nom.)	70 %
Operating and Electrical	
Input frequency	50 Hz
Power (Rated) (Nom)	6.5 W
Lamp current (nom.)	40 mA

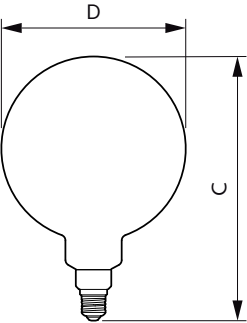
Wattage equivalent	40 W
Starting time (nom.)	0.5 s
Warm-up time to 60% light (nom.)	0.5 s
Power factor (nom.)	0.7
Voltage (Nom)	230 V
Temperature	
T-Case maximum (nom.)	45 °C
Controls and Dimming	
Dimmable	Yes
Mechanical and Housing	
Bulb finish	Transparent Amber
Approval and Application	
Energy efficiency label (EEL)	A+
Energy Consumption kWh/1000 h	7 kWh
Product Data	
Full product code	871869680347900
Order product name	LED classic-giant 40W E27 G200 GOLD DIM

Decorative LED bulbs

EAN/UPC – product	8718696803479
Order code	80347900
Numerator – quantity per pack	1
Numerator – packs per outer box	2

Material no. (12NC)	929001873401
Net weight (piece)	0.360 kg

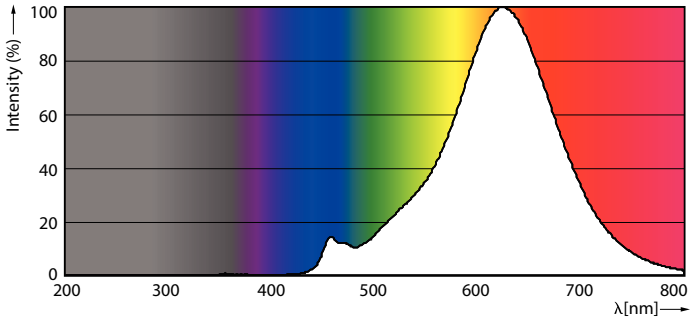
Dimensional drawing



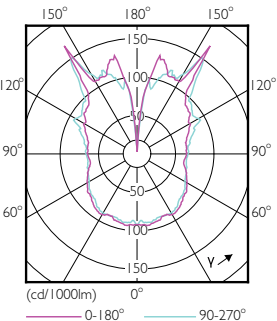
Bulb G200 230V 7.5-40W 470lm 2000K E27 D

Product	D	C
LED classic-giant 40W E27 G200 GOLD DIM	200 mm	286 mm

Photometric data



LEDbulb Class-giant 40W E27 G200 Gold DIM



LEDbulb Class-giant 40W E27 G200 Gold DIM

General Uniform Lighting

9290018734
1 x 400 lm

Beam diameter table:

Beam diameter (mm)	Beam height (m)
100	1.0
150	1.5
200	2.0
250	2.5
300	3.0
350	3.5
400	4.0
450	4.5
500	5.0
550	5.5
600	6.0
650	6.5
700	7.0
750	7.5
800	8.0
850	8.5
900	9.0
950	9.5
1000	10.0

Beam height table:

Beam height (m)	Beam diameter (mm)
1.0	100
1.5	150
2.0	200
2.5	250
3.0	300
3.5	350
4.0	400
4.5	450
5.0	500
5.5	550
6.0	600
6.5	650
7.0	700
7.5	750
8.0	800
8.5	850
9.0	900
9.5	950
10.0	1000

Catalux Photometrics 43

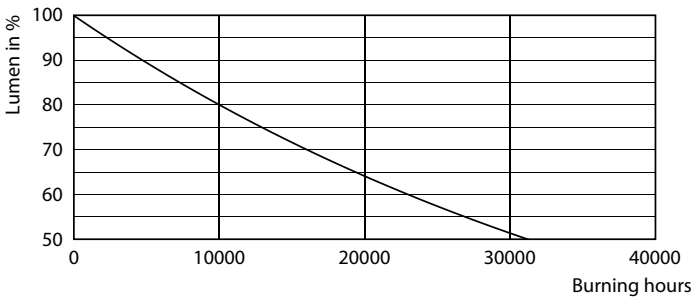
Philips Lighting B.V.

Page 1/1

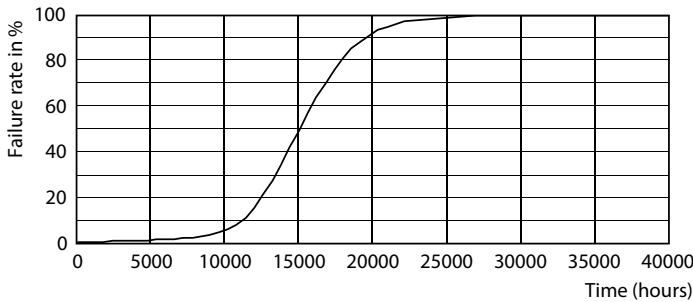
LEDbulb Class-giant 40W E27 G200 Gold DIM

Decorative LED bulbs

Lifetime



LEDbulb Class-giant 40W E27 G200 Gold DIM



LEDbulb Class-giant 40W E27 G200 Gold DIM

