



ENERG

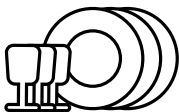


WHIRLPOOL


WSFO 3T223 PC X (2)



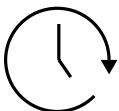
76 kWh / 100



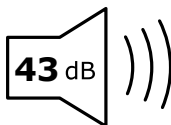
10 x



9,0 L



4:00



43 dB

ABCD