



LuxSpace Accent

RS731B LED12S/930 PSE-E NB WH

LuxSpace Accent Mini G3 - LED Module, system flux 1100 lm - 930 warm white - Power supply unit external, DC compatible for central emergency lighting - Narrow beam - White

Retailers are increasingly having to contend with rising energy prices. At the same time, they need to retain the quality of light they are used to, flexibility in architectural integration, and the right light effects to catch the customer's eye. Last but not least, they need future-proof solutions that will enable them to implement differentiating concepts in their store. Delivering high-quality light, punch in the beam and outstanding luminous efficacy, LuxSpace Accent is the ideal energy-efficient solution for today's demanding retail environments, covering a wide variety of lighting applications, including CrispWhite for fashion stores and Food recipes for supermarkets.

Product data

General Information			
Number of light sources	1 [1 pc]	Control interface	-
Lamp family code	LED11S [LED Module, system flux 1100 lm]	Connection	Push-in connector and pull relief
Beam angle of light source	120 °	Cable	-
Light source colour	930 warm white	Protection class IEC	Safety class II
Light source replaceable	No	Glow-wire test	Temperature 650 °C, duration 5 s
Number of gear units	1 unit	Flammability mark	F [For mounting on normally flammable surfaces]
Driver/power unit/transformer	PSE-E [Power supply unit external, DC compatible for central emergency lighting]	CE mark	CE mark
Driver included	Yes	ENEC mark	ENEC mark
Optic type	NB [Narrow beam]	UL mark	No
Optical cover/lens type	GC [Clear glass]	Warranty period	5 years
Luminaire light beam spread	10°	Remarks	* -Per Lighting Europe guidance paper *Evaluating performance of LED based

LuxSpace Accent

	luminaires - January 2018*: statistically there is no relevant difference in lumen maintenance between B50 and for example B10. Therefore the median useful life (B50) value also represents the B10 value.
Constant light output	No
Number of products on MCB	30
RoHS mark	RoHS mark
Product Family Code	RS731B [LuxSpace Accent Mini G3]

Operating and Electrical

Input voltage	220 to 240 V
Input frequency	50 to 60 Hz
Initial CLO power consumption	- W
Average CLO power consumption	- W
Inrush current	14.5 A
Inrush time	0.22 ms
Power factor (min.)	0.9

Controls and Dimming

Dimmable	No
----------	----

Mechanical and Housing

Housing material	Aluminium
Reflector material	Polycarbonate aluminium coated
Optic material	Polycarbonate
Optical cover/lens material	Glass
Fixation material	-
Optical cover/lens finish	Clear
Overall height	86 mm
Overall diameter	105 mm

Approval and Application

Ingress protection code	IP20 [Finger-protected]
Mech. impact protection code	IK02 [0.2 J standard]

Initial Performance (IEC Compliant)

Initial luminous flux	1100 lm
Luminous flux tolerance	+/-10%
Initial LED luminaire efficacy	91.7 lm/W
Init. Corr. colour temperature	3000 K
Init. colour rendering index	≥90
Initial chromaticity	(0.43, 0.40) SDCM <3
Initial input power	12 W
Power consumption tolerance	+/-10%

Over Time Performance (IEC Compliant)

Control gear failure rate at median useful life 50000 h	5 %
Lumen maintenance at median useful life* 50000 h	L80

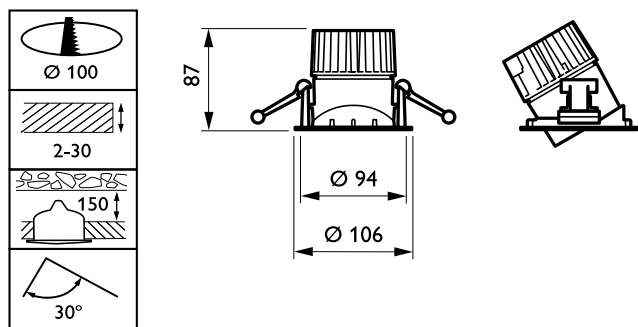
Application Conditions

Ambient temperature range	+10 to +40 °C
Performance ambient temperature Tq	25 °C
Suitable for random switching	Yes (relates to presence/ movement detection and daylight harvesting)

Product Data

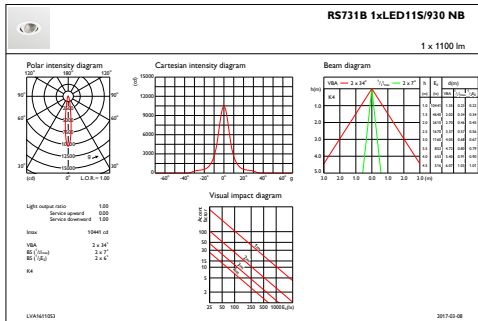
Full product code	871869684759600
Order product name	RS731B LED12S/930 PSE-E NB WH
EAN/UPC – product	8718696847596
Order code	84759600
Numerator – quantity per pack	1
Numerator – packs per outer box	1
Material no. (12NC)	910500457283
Net weight (piece)	0.540 kg

Dimensional drawing

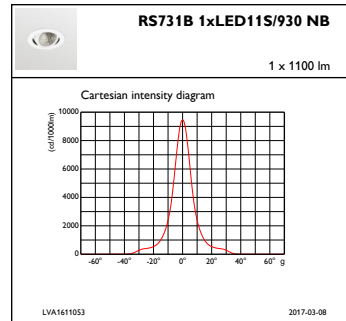


LuxSpace Accent RS730B-RS752B

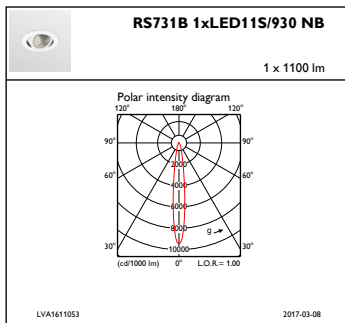
Photometric data



IFAS1_RS731B1xLED11S930NB



IFCC1_RS731B1xLED11S930NB



IFPC1_RS731B1xLED11S930NB

