



LuxSpace Accent

RS731B LED12S/830 PSE-E WB WH

LuxSpace Accent Mini G3 - LED Module, system flux 1200 lm - 830 warm white - Power supply unit external, DC compatible for central emergency lighting - Wide beam - White

Retailers are increasingly having to contend with rising energy prices. At the same time, they need to retain the quality of light they are used to, flexibility in architectural integration, and the right light effects to catch the customer's eye. Last but not least, they need future-proof solutions that will enable them to implement differentiating concepts in their store. Delivering high-quality light, punch in the beam and outstanding luminous efficacy, LuxSpace Accent is the ideal energy-efficient solution for today's demanding retail environments, covering a wide variety of lighting applications, including CrispWhite for fashion stores and Food recipes for supermarkets.

Product data

General Information			
Number of light sources	1 [1 pc]	Control interface	-
Lamp family code	LED12S [LED Module, system flux 1200 lm]	Connection	Push-in connector and pull relief
Beam angle of light source	120 °	Cable	-
Light source colour	830 warm white	Protection class IEC	Safety class II
Light source replaceable	No	Glow-wire test	Temperature 650 °C, duration 5 s
Number of gear units	1 unit	Flammability mark	F [For mounting on normally flammable surfaces]
Driver/power unit/transformer	PSE-E [Power supply unit external, DC compatible for central emergency lighting]	CE mark	CE mark
Driver included	Yes	ENEC mark	ENEC mark
Optic type	WB [Wide beam]	UL mark	No
Optical cover/lens type	No [-]	Warranty period	5 years
Luminaire light beam spread	36°	Remarks	*-Per Lighting Europe guidance paper *-Evaluating performance of LED based

LuxSpace Accent

	luminaires - January 2018": statistically there is no relevant difference in lumen maintenance between B50 and for example B10. Therefore the median useful life (B50) value also represents the B10 value.
Constant light output	No
Number of products on MCB	30
RoHS mark	RoHS mark
Product Family Code	RS731B [LuxSpace Accent Mini G3]

Operating and Electrical

Input voltage	220 to 240 V
Input frequency	50 to 60 Hz
Initial CLO power consumption	- W
Average CLO power consumption	- W
Inrush current	14.5 A
Inrush time	0.22 ms
Power factor (min.)	0.9

Controls and Dimming

Dimmable	No
----------	----

Mechanical and Housing

Housing material	Aluminium
Reflector material	Polycarbonate aluminium coated
Optic material	Polycarbonate
Optical cover/lens material	Polycarbonate
Fixation material	-
Optical cover/lens finish	Frosted
Overall height	86 mm
Overall diameter	105 mm

Approval and Application

Ingress protection code	IP20 [Finger-protected]
Mech. impact protection code	IK02 [0.2 J standard]

Initial Performance (IEC Compliant)

Initial luminous flux	1150 lm
Luminous flux tolerance	+/-10%
Initial LED luminaire efficacy	116.1 lm/W
Init. Corr. colour temperature	3000 K
Init. colour rendering index	≥80
Initial chromaticity	(0.43, 0.40) SDCM <3
Initial input power	9.9 W
Power consumption tolerance	+/-10%

Over Time Performance (IEC Compliant)

Control gear failure rate at median useful life 50000 h	5 %
Lumen maintenance at median useful life* 50000 h	L80

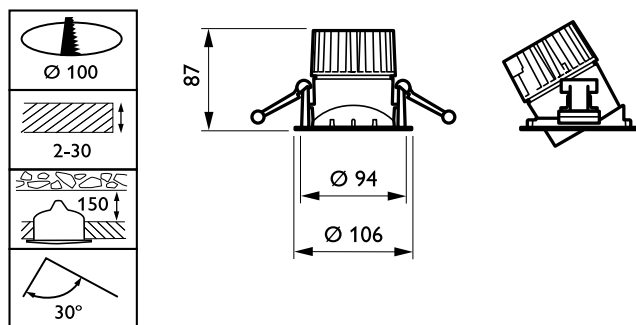
Application Conditions

Ambient temperature range	+10 to +40 °C
Performance ambient temperature Tq	25 °C
Suitable for random switching	Yes (relates to presence/ movement detection and daylight harvesting)

Product Data

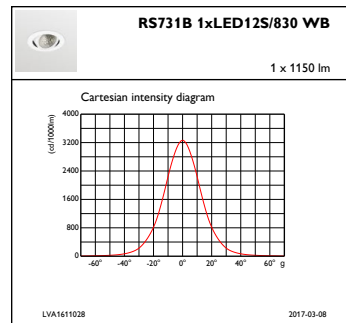
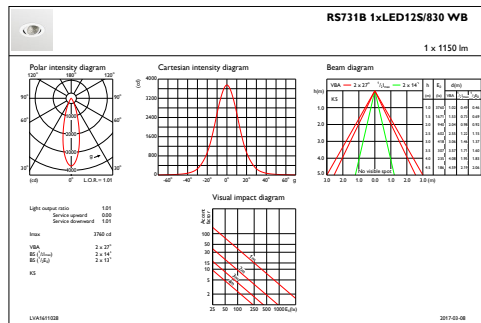
Full product code	871869684763300
Order product name	RS731B LED12S/830 PSE-E WB WH
EAN/UPC - product	8718696847633
Order code	84763300
Numerator - quantity per pack	1
Numerator - packs per outer box	1
Material no. (12NC)	910500457287
Net weight (piece)	0.540 kg

Dimensional drawing



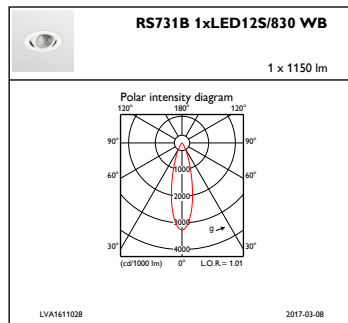
LuxSpace Accent RS730B-RS752B

Photometric data



IFAS1_RS731B1xLED12S830WB

IFCC1_RS731B1xLED12S830WB



IFPC1_RS731B1xLED12S830WB

