



LuxSpace Accent

RS741B LED27S/840 PSE-E WB WH

LuxSpace Accent Compact G3 - LED Module, system flux 2700 lm - 840 neutral white - Power supply unit external, DC compatible for central emergency lighting - Wide beam - White

Retailers are increasingly having to contend with rising energy prices. At the same time, they need to retain the quality of light they are used to, flexibility in architectural integration, and the right light effects to catch the customer's eye. Last but not least, they need future-proof solutions that will enable them to implement differentiating concepts in their store. Delivering high-quality light, punch in the beam and outstanding luminous efficacy, LuxSpace Accent is the ideal energy-efficient solution for today's demanding retail environments, covering a wide variety of lighting applications, including CrispWhite for fashion stores and Food recipes for supermarkets.

Product data

General Information			
Number of light sources	1 [1 pc]	Connection	Push-in connector and pull relief
Lamp family code	LED27S [LED Module, system flux 2700 lm]	Cable	-
Beam angle of light source	120 °	Protection class IEC	Safety class II
Light source colour	840 neutral white	Glow-wire test	Temperature 650 °C, duration 5 s
Light source replaceable	No	Flammability mark	F [For mounting on normally flammable surfaces]
Number of gear units	1 unit	CE mark	CE mark
Driver/power unit/transformer	PSE-E [Power supply unit external, DC compatible for central emergency lighting]	ENEC mark	ENEC mark
Driver included	Yes	UL mark	No
Optic type	WB [Wide beam]	Warranty period	5 years
Optical cover/lens type	No [-]	Remarks	* -Per Lighting Europe guidance paper "Evaluating performance of LED based luminaires - January 2018": statistically there is
Luminaire light beam spread	34°		

	no relevant difference in lumen maintenance between B50 and for example B10. Therefore the median useful life (B50) value also represents the B10 value.
Constant light output	No
Number of products on MCB	32
RoHS mark	RoHS mark
Product Family Code	RS741B [LuxSpace Accent Compact G3]

Operating and Electrical

Input voltage	220 to 240 V
Input frequency	50 to 60 Hz
Inrush current	14.5 A
Inrush time	0.22 ms
Power factor (min.)	0.9

Controls and Dimming

Dimmable	No
----------	----

Mechanical and Housing

Housing material	Aluminium
Reflector material	Polycarbonate aluminium coated
Optic material	Polycarbonate
Optical cover/lens material	Polycarbonate
Fixation material	-
Optical cover/lens finish	Clear
Overall height	125 mm
Overall diameter	130 mm

Approval and Application

Ingress protection code	IP20 [Finger-protected]
Mech. impact protection code	IK02 [0.2 J standard]

Initial Performance (IEC Compliant)

Initial luminous flux	2900 lm
-----------------------	---------

Luminous flux tolerance	+/-10%
Initial LED luminaire efficacy	116 lm/W
Init. Corr. colour temperature	4000 K
Init. colour rendering index	≥80
Initial chromaticity	(0.38, 0.38) SDCM <3
Initial input power	25 W
Power consumption tolerance	+/-10%

Over Time Performance (IEC Compliant)

Control gear failure rate at median useful life 50000 h	5 %
Lumen maintenance at median useful life* 50000 h	L80

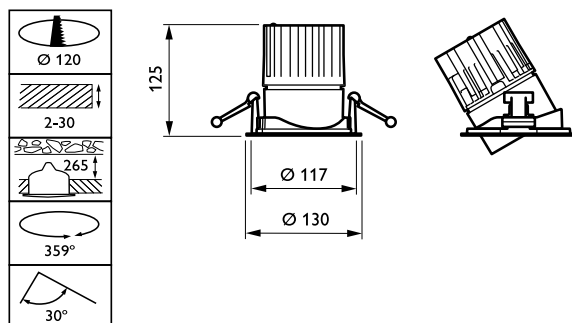
Application Conditions

Ambient temperature range	+10 to +40 °C
Performance ambient temperature Tq	25 °C
Suitable for random switching	Yes (relates to presence/ movement detection and daylight harvesting)

Product Data

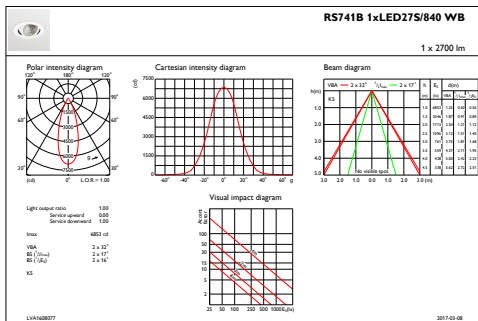
Full product code	871869684814200
Order product name	RS741B LED27S/840 PSE-E WB WH
EAN/UPC – product	8718696848142
Order code	84814200
Numerator – quantity per pack	1
Numerator – packs per outer box	1
Material no. (12NC)	910500457337
Net weight (piece)	0.740 kg

Dimensional drawing

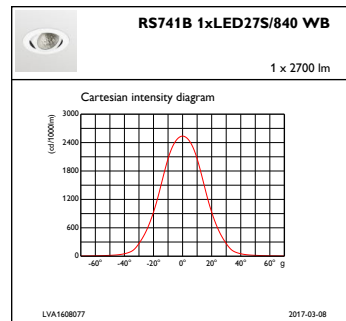


LuxSpace Accent RS730B-RS752B

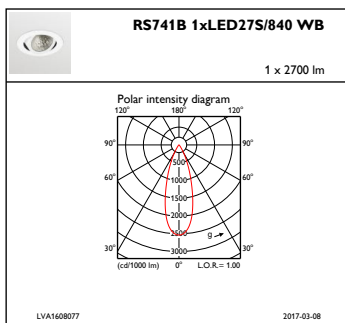
Photometric data



IFAS1_RS741B1xLED27S840WB



IFCC1_RS741B1xLED27S840WB



IFPC1_RS741B1xLED27S840WB

