



LuxSpace Accent

RS741B LED27S/830 PSE-E WB WH

LuxSpace Accent Compact G3 - LED Module, system flux 2700 lm - 830 warm white - Power supply unit external, DC compatible for central emergency lighting - Wide beam - White

Retailers are increasingly having to contend with rising energy prices. At the same time, they need to retain the quality of light they are used to, flexibility in architectural integration, and the right light effects to catch the customer's eye. Last but not least, they need future-proof solutions that will enable them to implement differentiating concepts in their store. Delivering high-quality light, punch in the beam and outstanding luminous efficacy, LuxSpace Accent is the ideal energy-efficient solution for today's demanding retail environments, covering a wide variety of lighting applications, including CrispWhite for fashion stores and Food recipes for supermarkets.

Product data

| General Information | | | |
|-------------------------------|---|----------------------|---|
| Number of light sources | 1 [1 pc] | Control interface | - |
| Lamp family code | LED27S [LED Module, system flux 2700 lm] | Connection | Push-in connector and pull relief |
| Beam angle of light source | 120 ° | Cable | - |
| Light source colour | 830 warm white | Protection class IEC | Safety class II |
| Light source replaceable | No | Glow-wire test | Temperature 650 °C, duration 5 s |
| Number of gear units | 1 unit | Flammability mark | F [For mounting on normally flammable surfaces] |
| Driver/power unit/transformer | PSE-E [Power supply unit external, DC compatible for central emergency lighting] | CE mark | CE mark |
| Driver included | Yes | ENEC mark | ENEC mark |
| Optic type | WB [Wide beam] | UL mark | No |
| Optical cover/lens type | No [-] | Warranty period | 5 years |
| Luminaire light beam spread | 34° | Remarks | *-Per Lighting Europe guidance paper *-Evaluating performance of LED based |

LuxSpace Accent

| | |
|---------------------------|---|
| | luminaires - January 2018": statistically there is no relevant difference in lumen maintenance between B50 and for example B10. Therefore the median useful life (B50) value also represents the B10 value. |
| Constant light output | No |
| Number of products on MCB | 32 |
| RoHS mark | RoHS mark |
| Product Family Code | RS741B [LuxSpace Accent Compact G3] |

Operating and Electrical

| | |
|-------------------------------|--------------|
| Input voltage | 220 to 240 V |
| Input frequency | 50 to 60 Hz |
| Initial CLO power consumption | - W |
| Average CLO power consumption | - W |
| Inrush current | 14.5 A |
| Inrush time | 0.22 ms |
| Power factor (min.) | 0.9 |

Controls and Dimming

| | |
|----------|----|
| Dimmable | No |
|----------|----|

Mechanical and Housing

| | |
|-----------------------------|--------------------------------|
| Housing material | Aluminium |
| Reflector material | Polycarbonate aluminium coated |
| Optic material | Polycarbonate |
| Optical cover/lens material | Polycarbonate |
| Fixation material | - |
| Optical cover/lens finish | Clear |
| Overall height | 126 mm |
| Overall diameter | 130 mm |

Approval and Application

| | |
|------------------------------|--------------------------|
| Ingress protection code | IP20 [Finger-protected] |
| Mech. impact protection code | IK02 [0.2 J standard] |

Initial Performance (IEC Compliant)

| | |
|--------------------------------|----------------------|
| Initial luminous flux | 2700 lm |
| Luminous flux tolerance | +/-10% |
| Initial LED luminaire efficacy | 120 lm/W |
| Init. Corr. colour temperature | 3000 K |
| Init. colour rendering index | ≥80 |
| Initial chromaticity | (0.43, 0.40) SDCM <3 |
| Initial input power | 22.5 W |
| Power consumption tolerance | +/-10% |

Over Time Performance (IEC Compliant)

| | |
|---|-----|
| Control gear failure rate at median useful life 50000 h | 5 % |
| Lumen maintenance at median useful life* 50000 h | L80 |

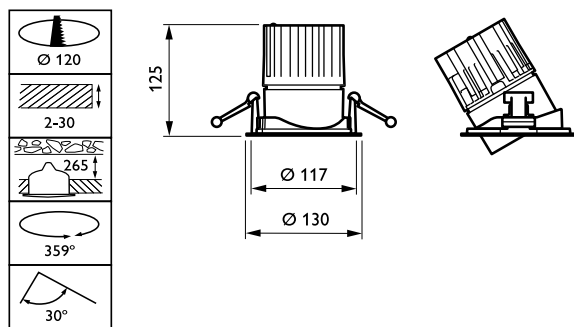
Application Conditions

| | |
|------------------------------------|---|
| Ambient temperature range | +10 to +40 °C |
| Performance ambient temperature Tq | 25 °C |
| Suitable for random switching | Yes (relates to presence/ movement detection and daylight harvesting) |

Product Data

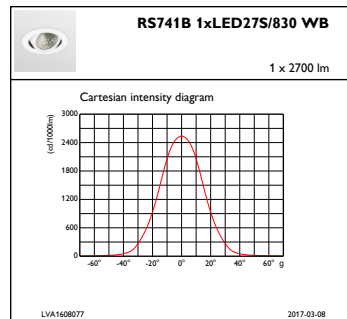
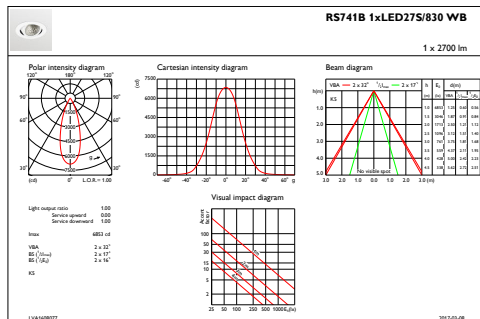
| | |
|---------------------------------|-------------------------------|
| Full product code | 871869684812800 |
| Order product name | RS741B LED27S/830 PSE-E WB WH |
| EAN/UPC – product | 8718696848128 |
| Order code | 84812800 |
| Numerator – quantity per pack | 1 |
| Numerator – packs per outer box | 1 |
| Material no. (12NC) | 910500457335 |
| Net weight (piece) | 0.740 kg |

Dimensional drawing



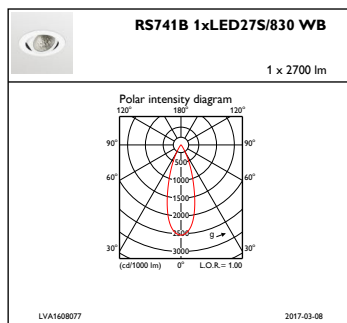
LuxSpace Accent RS730B-RS752B

Photometric data



IFAS1_RS741B1xLED27S830WB

IFCC1_RS741B1xLED27S830WB



IFPC1_RS741B1xLED27S830WB

