

PowerBalance Tunable White, recessed

RC466B LED80S/TWH PSD W62L62 VPC PIP

PowerBalance recessed Tuneable WH - LED Module, system flux 8000 lm - Tunable white - Power supply unit with DALI interface - Width 0.62 m, length 0.62 m - Visible profile ceiling version - Push-in connector and pull relief

The right light can have a favorable effect on various physiological processes in the human body. Statistically, 65% of office workers feel short of their best before 9.00 hours. By giving them personal control over the lighting in their work space, so they can tailor it to suit the time of day and what they are doing, our PowerBalance Tunable White solution can enhance their comfort, task performance, and productivity. Similarly, in schools, PowerBalance Tunable White allows teachers to create the right mood to help pupils to concentrate, relax, etc., depending on the activity at hand, and so perform better overall.

Product data

General information		Driver/power unit/transformer	
Number of light sources	1 [1 pc]	Driver included	Yes
Lamp family code	LED80S [LED Module, system flux 8000 lm]	Optic type	No [-]
Light source colour	Tunable white	Optical cover/lens type	PC [Polycarbonate bowl/cover]
Cap base	- [-]	Luminaire light beam spread	86°
Light source replaceable	No	Emergency lighting	No [-]
Number of gear units	1 unit	Embedded control	No [-]
Gear	-	Control interface	DALI

PowerBalance Tunable White, recessed

Connection	PIP [Push-in connector and pull relief]
Cable	-
Protection class IEC	Safety class I (I)
Glow-wire test	850/5 [Temperature 850 °C, duration 5 s]
Flammability mark	F [For mounting on normally flammable surfaces]
Safety bracket	-
Safety device	No [-]
CE mark	CE mark
ENEC mark	ENEC plus mark
UL mark	-
Warranty period	3 years
Remarks	*-Per Lighting Europe guidance paper "Evaluating performance of LED based luminaires - January 2018": statistically there is no relevant difference in lumen maintenance between B50 and for example B10. Therefore the median useful life (B50) value also represents the B10 value.
Constant light output	No
Number of products on MCB	20
RoHS mark	RoHS mark
Accessory PFC	N/A
Product Family Code	RC466B [PowerBalance recessed Tuneable WH]
Unified glare rating CEN	19

Operating and Electrical

Input voltage	220-240 V
Input frequency	50 to 60 Hz
Control signal voltage	0-16 V DC DALI
Inrush current	5 A
Inrush time	1 ms
Power factor (min.)	0.9

Controls and Dimming

Dimmable	Yes
----------	-----

Mechanical and Housing

Geometry	W62L62 [Width 0.62 m, length 0.62 m]
Housing configuration	VPC [Visible profile ceiling version]
Housing material	Composite materials
Reflector material	Polycarbonate
Optic material	-
Optical cover/lens material	Polycarbonate

Gear tray material	Steel
Fixation material	-
Optical cover/lens finish	Matte
Overall length	622 mm
Overall width	622 mm
Overall height	86 mm

Approval and Application

Ingress protection code	IP20 [Finger-protected]
Mech. impact protection code	IK02 [0.2 J standard]

Initial Performance (IEC Compliant)

Initial luminous flux	8000 lm
Luminous flux tolerance	+/-10%
Initial LED luminaire efficacy	110 lm/W
Init. Corr. colour temperature	2700 to 6400 K
Init. colour rendering index	≥80
Initial chromaticity	(0.31, 0.32) SDCM <3 to (0.43, 0.40) SDCM <3
Initial input power	73 W
Power consumption tolerance	+/-10%

Over Time Performance (IEC Compliant)

Control gear failure rate at median useful life 50000 h	5 %
Lumen maintenance at median useful life* 50000 h	L90

Application Conditions

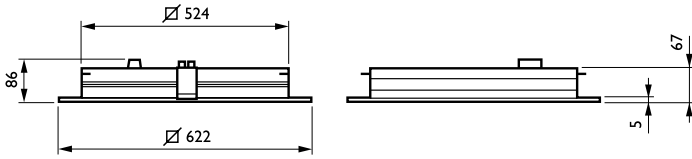
Ambient temperature range	+10 to +40 °C
Performance ambient temperature Tq	25 °C
Maximum dimming level	1%
Suitable for random switching	No

Product Data

Full product code	871869687468400
Order product name	RC466B LED80S/TWH PSD W62L62 VPC PIP
EAN/UPC – product	8718696874684
Order code	87468400
Numerator – quantity per pack	1
Numerator – packs per outer box	1
Material no. (12NC)	910502042903
Net weight (piece)	5.100 kg

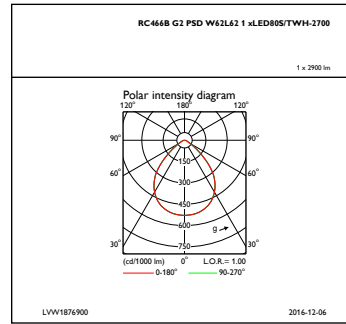
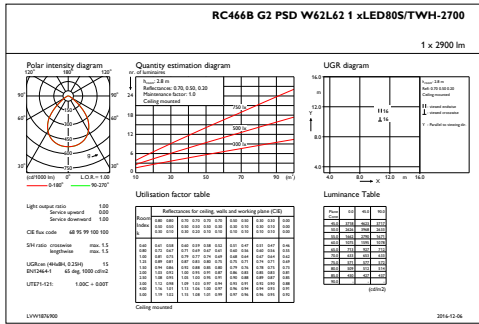
PowerBalance Tunable White, recessed

Dimensional drawing



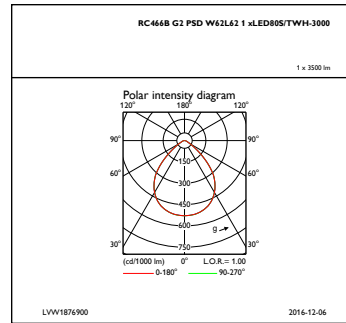
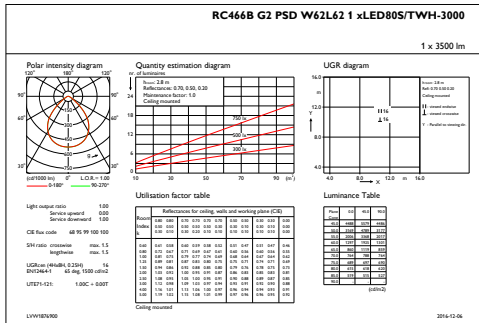
PowerBalance RC460B-RC468B

Photometric data



IFGU1_RC466BG2PSDW62L621xLED805TWH-2700

IFPC1_RC466BG2PSDW62L621xLED805TWH-2700



IFGU1_RC466BG2PSDW62L621xLED805TWH-3000

IFPC1_RC466BG2PSDW62L621xLED805TWH-3000

