



CoreLine Recessed Spot

RS140B LED6-32-/840 PSR PI6 WH

32 ° - 840 neutral white - Power supply unit regulating - Push-in connector 6-pole - White

CoreLine Recessed Spot is a recessed spot range designed to replace halogen-based luminaires. Its halogen-like look and attractive price make it easier for customers to make the switch to LED. This product provides a natural lighting effect for accent lighting applications, as well as instant energy savings and much longer lifetime – an environmentally friendly solution. With the push-in connectors, installation is fast and straightforward.

Product data

General Information	
Beam angle of light source	32 °
Light source colour	840 neutral white
Light source replaceable	No
Number of gear units	1 unit
Driver/power unit/transformer	PSR [Power supply unit regulating]
Driver included	Yes
Optic type	32 [Beam angle 32°]
Luminaire light beam spread	32°
Control interface	Analog
Connection	PI6 [Push-in connector 6-pole]
Cable	-
Protection class IEC	Safety class II (II)
Glow-wire test	650/30 [Temperature 650 °C, duration 30 s]
Flammability mark	F [For mounting on normally flammable surfaces]
CE mark	CE mark
ENEC mark	-
Warranty period	5 years
Remarks	*-Per Lighting Europe guidance paper "Evaluating performance of LED based luminaires - January 2018": statistically there is no relevant difference in lumen maintenance between B50 and for example B10. Therefore the median useful life (B50) value also represents the B10 value.
Constant light output	No
Number of products on MCB	-
RoHS mark	RoHS mark

CoreLine Recessed Spot

Unified glare rating CEN	22
--------------------------	----

Operating and Electrical

Input voltage	220 to 240 V
Input frequency	50 to 60 Hz
Inrush current	7 A
Inrush time	500 ms
Power factor (min.)	0.9

Controls and Dimming

Dimmable	Yes
----------	-----

Mechanical and Housing

Housing material	Aluminum die-cast
Reflector material	Polycarbonate
Optic material	Polycarbonate
Optical cover/lens material	Polycarbonate
Fixation material	Stainless steel
Optical cover/lens finish	Clear
Overall height	59.5 mm
Overall diameter	95 mm

Approval and Application

Ingress protection code	IP65 [Dust penetration-protected, jet-proof]
Mech. impact protection code	IK02 [0.2 J standard]

Initial Performance (IEC Compliant)

Initial luminous flux	650 lm
Luminous flux tolerance	+/-10%
Initial LED luminaire efficacy	82 lm/W
Init. Corr. colour temperature	4000 K

Init. colour rendering index	85
Initial chromaticity	(0.38, 0.38) SDCM <5
Initial input power	8 W
Power consumption tolerance	+/-10%

Over Time Performance (IEC Compliant)


Control gear failure rate at median useful life 50000 h	5 %
Lumen maintenance at median useful life* 50000 h	L70

Application Conditions

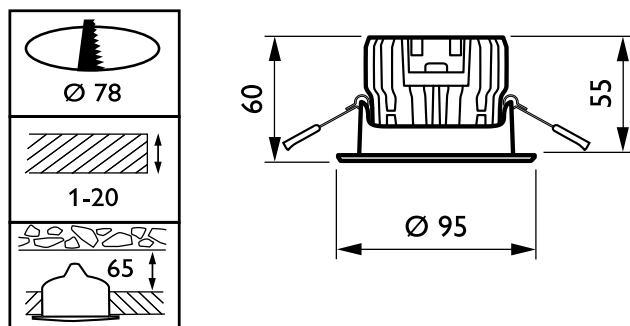
Ambient temperature range	0 to +35 °C
Performance ambient temperature Tq	25 °C
Maximum dimming level	10%
Suitable for random switching	Yes (relates to presence/ movement detection and daylight harvesting)

Product Data

Full product code	871869938279799
Order product name	RS140B LED6-32-/840 PSR PI6 WH
EAN/UPC – product	8718699382797
Order code	38279799
Numerator – quantity per pack	1
Numerator – packs per outer box	18
Material no. (12NC)	912401483033
Net weight (piece)	0.290 kg



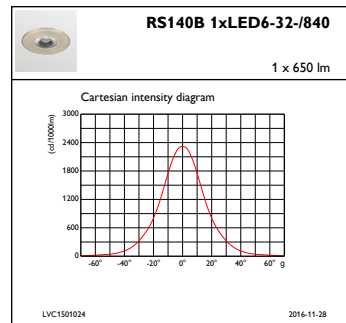
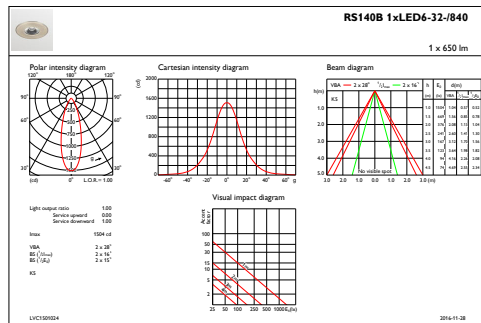
Dimensional drawing



CoreLine RS140B/RS141B

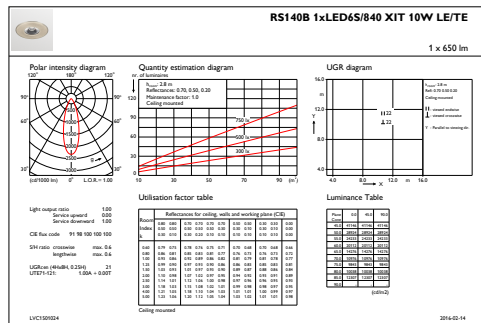
CoreLine Recessed Spot

Photometric data



IFAS1_RS140B1xLED6-32-840

IFCC1_RS140B1xLED6-32-840



IFGU1_RS140B 1xLED6-32-840

