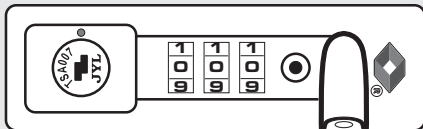


INSTRUCTIONS


Using this Travel Sentry® Approved lock allows your luggage to be unlocked and inspected by security authorities without damage.

TSA LOCK®

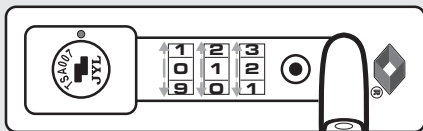
1. Set code to 0-0-0



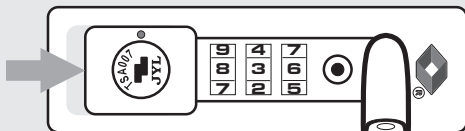
2. Push button in with pen



3. Dial new code



4. Push side button to set new code



INFORMATION:

All locks are set to a default of 0-0-0 at the factory.

If you've forgot your unique combination please check all 999 combinations starting with 0-0-0, 0-0-1, 0-0-2... 0-1-0, 0-1-1, 0-1-2... 0-9-9, 1-0-0, 1-0-1... 9-9-9.