

iDRAC9 with Lifecycle Controller Version 3.31.31.31

RACADM CLI Guide

Notes, cautions, and warnings

 **NOTE:** A NOTE indicates important information that helps you make better use of your product.

 **CAUTION:** A CAUTION indicates either potential damage to hardware or loss of data and tells you how to avoid the problem.

 **WARNING:** A WARNING indicates a potential for property damage, personal injury, or death.

© 2018 - 2019 Dell Inc. or its subsidiaries. All rights reserved. Dell, EMC, and other trademarks are trademarks of Dell Inc. or its subsidiaries. Other trademarks may be trademarks of their respective owners.

1 Introduction.....	35
New in this release.....	35
Supported RACADM Interfaces.....	35
RACADM Syntax Usage.....	35
SSH, Telnet, or Remote RACADM.....	36
Remote RACADM.....	36
Accessing Indexed-Based Device Groups and Objects.....	37
RACADM Command Options.....	37
Using autocomplete feature.....	38
Lifecycle Controller Log.....	39
Unsupported RACADM Subcommands.....	39
Proxy parameters.....	39
Other Documents You May Need.....	40
Accessing documents from Dell support site.....	40
Contacting Dell.....	41
2 RACADM Subcommand Details.....	42
Guidelines to Quote Strings Containing Special Characters When Using RACADM Commands.....	43
help and help subcommand.....	44
arp.....	44
autoupdatescheduler.....	45
bioscert.....	47
cd.....	49
cd.....	49
clearasrscreen.....	50
clearpending.....	50
closessn.....	51
clrsel.....	51
config.....	51
coredump.....	53
coredumpdelete.....	53
diagnostics.....	54
driverpack.....	55
eventfilters.....	56
exposeisminstallertohost.....	58
fcstatistics.....	58
frontpanelerror.....	58
fwupdate.....	59
get.....	61
getconfig.....	64
gethostnetworkinterfaces.....	67
getled.....	67
getniccfg.....	68
getraclog.....	69

getractime.....	70
getremoteservicesstatus.....	71
getsel.....	71
getsensorinfo.....	72
getssninfo.....	76
getsvctag.....	76
getsysinfo.....	77
gettracelog.....	78
getversion.....	79
GroupManager.....	81
hwinventory.....	81
ifconfig.....	86
inlettemphistory.....	87
jobqueue.....	88
krbkeytabupload.....	90
lclog.....	90
license.....	94
netstat.....	96
nicstatistics.....	96
ping.....	98
ping6.....	98
RACADM Proxy.....	98
racdump.....	100
racreset.....	101
racresetcfg.....	101
recover.....	102
remoteimage.....	103
rollback.....	104
Secure Enterprise Key Manager (SEKM).....	104
sensorsettings.....	106
serveraction.....	106
set.....	107
settled.....	111
setniccfg.....	112
sshpkauth.....	113
sslcertdownload.....	114
sslcertupload.....	114
sslcertview.....	115
sslcertdelete.....	117
sslcsrgen.....	118
sslkeyupload.....	119
sslresetcfg.....	119
Storage.....	120
SupportAssist.....	138
swinventory.....	142
switchconnection.....	143
systemconfig.....	143
systemerase.....	146
systemperfstatistics.....	147
techsupreport.....	148

testemail.....	150
testtrap.....	150
testalert.....	151
traceroute.....	151
traceroute6.....	152
update.....	152
usercontentupload.....	156
usercontentview.....	156
vflashsd.....	157
vflashpartition.....	157
vmdisconnect.....	159

3 iDRAC Property Database Group and Object Descriptions..... 160

Displayable Characters.....	161
idRacInfo.....	161
idRacProductInfo (Read Only).....	161
idRacDescriptionInfo (Read Only).....	161
idRacVersionInfo (Read Only).....	162
idRacBuildInfo (Read Only).....	162
idRacName (Read Only).....	162
cfgStaticLanNetworking.....	162
cfgNicStaticEnable (Read or Write).....	162
cfgNicStaticIpv4Enable (Read or Write).....	163
cfgNicStaticIpAddress (Read or Write).....	163
cfgNicStaticUseDhcp (Read or Write).....	163
cfgNicStaticNetmask (Read or Write).....	163
cfgNicStaticGateway (Read or Write).....	164
cfgDNSStaticServersFromDHCP (Read or Write).....	164
cfgDNSStaticServer1 (Read or Write).....	164
cfgDNSStaticServer2 (Read or Write).....	164
cfgDNSStaticDomainName(Read or Write).....	164
cfgDNSStaticDomainNameFromDHCP (Read or Write).....	165
cfgRemoteHosts.....	165
cfgRhostsFwUpdateTftpEnable (Read or Write).....	165
cfgRhostsFwUpdateIpAddr (Read or Write).....	165
cfgRhostsFwUpdatePath (Read or Write).....	165
cfgRhostsSmtplibAddr (Read or Write).....	166
cfgRhostsSyslogEnable (Read or Write).....	166
cfgRhostsSyslogPort (Read or Write).....	166
cfgRhostsSyslogServer1 (Read or Write).....	166
cfgRhostsSyslogServer2 (Read or Write).....	166
cfgRhostsSyslogServer3 (Read or Write).....	167
cfgUserAdmin.....	167
cfgUserAdminIndex (Read Only).....	167
cfgUserAdminIpmiLanPrivilege (Read or Write).....	167
cfgUserAdminIpmiSerialPrivilege (Read or Write).....	167
cfgUserAdminPrivilege (Read or Write).....	168
cfgUserAdminUserName (Read or Write).....	169
cfgUserAdminPassword (Write Only).....	169
cfgUserAdminEnable (Read or Write).....	169

cfgUserAdminSolEnable (Read or Write).....	170
cfgEmailAlert.....	170
cfgEmailAlertAddress (Read or Write).....	170
cfgEmailAlertEnable (Read or Write).....	170
cfgEmailAlertIndex (Read Only).....	170
cfgEmailAlertCustomMsg (Read or Write).....	171
cfgEmailAlertEmailName (Read Only).....	171
cfgSessionManagement.....	171
cfgSsnMgtRacadmTimeout (Read or Write).....	171
cfgSsnMgtConsRedirMaxSessions (Read or Write).....	172
cfgSsnMgtWebserverTimeout (Read or Write).....	172
cfgSsnMgtSshIdleTimeout (Read or Write).....	172
cfgSsnMgtTelnetIdleTimeout (Read or Write).....	172
cfgSerial.....	173
cfgSerialBaudRate (Read or Write).....	173
cfgSerialConsoleEnable (Read or Write).....	173
cfgSerialConsoleQuitKey (Read or Write).....	173
cfgSerialConsoleIdleTimeout (Read or Write).....	174
cfgSerialConsoleNoAuth (Read or Write).....	174
cfgSerialConsoleCommand (Read or Write).....	174
cfgSerialHistorySize (Read or Write).....	174
cfgSerialCom2RedirEnable (Read or Write).....	175
cfgSerialSshEnable (Read or Write).....	175
cfgSerialTelnetEnable (Read or Write).....	175
cfgOobSnmp.....	175
cfgOobSnmpAgentCommunity (Read or Write).....	176
cfgOobSnmpAgentEnable (Read or Write).....	176
cfgRacTuning.....	176
cfgRacTuneConRedirPort (Read or Write).....	176
cfgRacTuneRemoteRacadmEnable (Read or Write).....	176
cfgRacTuneCtrlEConfigDisable.....	177
cfgRacTuneHttpPort (Read or Write).....	177
cfgRacTuneHttpsPort (Read or Write).....	177
cfgRacTuneIpRangeEnable (Read or Write).....	177
cfgRacTuneIpRangeAddr (Read or Write).....	177
cfgRacTuneIpRangeMask (Read or Write).....	178
cfgRacTuneSshPort (Read or Write).....	178
cfgRacTuneTelnetPort (Read or Write).....	178
cfgRacTuneConRedirEnable (Read or Write).....	178
cfgRacTuneConRedirEncryptEnable (Read or Write).....	178
cfgRacTuneAsrEnable (Read or Write).....	179
cfgRacTuneDaylightOffset (Read Only).....	179
cfgRacTuneTimezoneOffset (Read Only).....	179
cfgRacTuneLocalServerVideo (Read or Write).....	180
cfgRacTuneLocalConfigDisable (Read or Write).....	180
cfgRacTuneWebserverEnable (Read or Write).....	180
cfgRacTuneVirtualConsoleAuthorizeMultipleSessions (Read or Write).....	181
cfgRacTunePluginType (Read or Write).....	181
ifcRacManagedNodeOs.....	181
ifcRacMnOsHostname (Read Only).....	181

ifcRacMnOsOsName (Read Only).....	181
cfgRacVirtual.....	182
cfgVirMediaAttached (Read or Write).....	182
cfgVirtualBootOnce (Read or Write).....	182
cfgVirMediaFloppyEmulation (Read or Write).....	182
cfgSDWriteProtect (Read Only)	183
cfgServerInfo.....	183
cfgServerName (Read Or Write).....	183
cfgServerNic3MacAddress (Read Only).....	183
cfgServerNic4MacAddress (Read Only).....	183
cfgServerDNSIMCName (Read or Write).....	184
cfgServerFirstBootDevice (Read or Write).....	184
cfgServerBootOnce (Read or Write).....	184
cfgActiveDirectory.....	184
cfgADSSOEnable (Read or Write).....	185
cfgADDomainController1 (Read or Write).....	185
cfgADDomainController2 (Read or Write).....	185
cfgADDomainController3 (Read or Write).....	185
cfgADRacName (Read or Write).....	185
cfgADRacDomain (Read or Write).....	186
cfgADAuthTimeout (Read or Write).....	186
cfgADEnable (Read or Write).....	186
cfgADType (Read or Write).....	186
cfgADGlobalCatalog1 (Read or Write).....	186
cfgADGlobalCatalog2 (Read or Write).....	187
cfgADGlobalCatalog3 (Read or Write).....	187
cfgADCertValidationEnable (Read or Write).....	187
cfgADDcSRVLookupEnable (Read or Write).....	187
cfgADDcSRVLookupbyUserdomain (Read or Write).....	188
cfgADDcSRVLookupDomainName (Read or Write).....	188
cfgADGcSRVLookupEnable (Read or Write).....	188
cfgADGcRootDomain (Read or Write).....	188
cfgLDAP.....	188
cfgLDAPBaseDN (Read or Write).....	189
cfgLDAPBindPassword (Write Only).....	189
cfgLDAPCertValidationEnable (Read or Write).....	189
cfgLDAPEnable (Read or Write).....	189
cfgLDAPGroupAttribute (Read or Write).....	190
cfgLDAPGroupAttributelsDN (Read or Write).....	190
cfgLDAPPort (Read or Write).....	190
cfgLDAPSearchFilter (Read or Write).....	190
cfgLDAPServer (Read or Write).....	190
cfgLDAPUserAttribute (Read or Write).....	191
cfgLdapRoleGroup.....	191
cfgLdapRoleGroupDN (Read or Write).....	191
cfgLdapRoleGroupPrivilege (Read or Write).....	191
cfgStandardSchema.....	192
cfgSSADRRoleGroupDomain (Read or Write).....	192
cfgSSADRRoleGroupIndex (Read Only).....	192
cfgSSADRRoleGroupName (Read or Write).....	192

cfgSSADRoleGroupPrivilege (Read or Write).....	192
cfgThermal.....	193
cfgThermalEnhancedCoolingMode (Read or Write).....	193
cfgIpmiSol.....	193
cfgIpmiSolEnable (Read or Write).....	193
cfgIpmiSolBaudRate (Read or Write).....	194
cfgIpmiSolMinPrivilege (Read or Write).....	194
cfgIpmiSolAccumulateInterval (Read or Write).....	194
cfgIpmiSolSendThreshold (Read or Write).....	194
cfgIpmiLan.....	194
cfgIpmiLanEnable (Read or Write).....	195
cfgIpmiLanPrivLimit (Read or Write).....	195
cfgIpmiLanAlertEnable (Read or Write).....	195
cfgIpmiLanEncryptionKey (Read or Write).....	195
cfgIpmiLanPetCommunityName (Read or Write).....	195
cfgIpmiPetIpv6.....	196
cfgIpmiPetIPv6Index (Read Only).....	196
cfgIpmiPetIPv6AlertDestIpAddr.....	196
cfgIpmiPetIPv6AlertEnable (Read or Write).....	196
cfgIpmiPef.....	196
cfgIpmiPefName (Read Only).....	196
cfgIpmiPefIndex (Read or Write).....	197
cfgIpmiPefAction (Read or Write).....	197
cfgIpmiPefEnable (Read or Write).....	197
cfgIpmiPet.....	197
cfgIpmiPetIndex (Read Only).....	197
cfgIpmiPetAlertDestIpAddr (Read/Write).....	198
cfgIpmiPetAlertEnable (Read or Write).....	198
cfgUserDomain.....	198
cfgUserDomainIndex (Read Only).....	198
cfguserdomainname (Read Only).....	198
cfgServerPower.....	198
cfgServerPowerStatus (Read Only).....	199
cfgServerPowerAllocation (Read Only).....	199
cfgServerActualPowerConsumption (Read Only).....	199
cfgServerPowerCapEnable (Read or Write).....	199
cfgServerMinPowerCapacity (Read Only).....	199
cfgServerMaxPowerCapacity (Read Only).....	200
cfgServerPeakPowerConsumption (Read Only).....	200
cfgServerPeakPowerConsumptionTimestamp (Read Only).....	200
cfgServerPowerConsumptionClear (Write Only).....	200
cfgServerPowerCapWatts (Read or Write).....	200
cfgServerPowerCapBtuhr (Read or Write).....	201
cfgServerPowerCapPercent (Read or Write).....	201
cfgServerPowerLastHourAvg (Read Only).....	201
cfgServerPowerLastDayAvg (Read Only).....	201
cfgServerPowerLastWeekAvg (Read Only).....	201
cfgServerPowerLastHourMinPower (Read Only).....	202
cfgServerPowerLastHourMinTime (Read Only).....	202
cfgServerPowerLastHourMaxPower (Read Only).....	202

cfgServerPowerLastHourMaxTime (Read Only).....	202
cfgServerPowerLastDayMinPower (Read Only).....	203
cfgServerPowerLastDayMinTime (Read Only).....	203
cfgServerPowerLastDayMaxPower (Read Only).....	203
cfgServerPowerLastDayMaxTime (Read Only).....	203
cfgServerPowerLastWeekMinPower (Read Only).....	204
cfgServerPowerLastWeekMinTime (Read Only).....	204
cfgServerPowerLastWeekMaxPower (Read Only).....	204
cfgServerPowerLastWeekMaxTime (Read Only).....	205
cfgServerPowerInstHeadroom (Read Only).....	205
cfgServerPowerPeakHeadroom (Read Only).....	205
cfgServerActualAmperageConsumption (Read Only).....	205
cfgServerPeakAmperage (Read Only).....	206
cfgServerPeakAmperageTimeStamp (Read Only).....	206
cfgServerCumulativePowerConsumption (Read Only).....	206
cfgServerCumulativePowerConsumptionTimeStamp (Read Only).....	206
cfgServerCumulativePowerClear (Write Only).....	207
cfgServerPowerPCleAllocation (Read or Write).....	207
cfgServerPowerSupply.....	207
cfgServerPowerSupplyCurrentDraw (Read Only).....	207
cfgServerPowerSupplyFwVer (Read Only).....	208
cfgServerPowerSupplyIndex.....	208
cfgServerPowerSupplyMaxInputPower (Read Only).....	208
cfgServerPowerSupplyMaxOutputPower (Read Only).....	208
cfgServerPowerSupplyOnlineStatus (Read Only).....	208
cfgServerPowerSupplyType.....	209
cfgIPv6LanNetworking.....	209
cfgIPv6Enable (Read or Write).....	209
cfgIPv6Address1 (Read or Write).....	209
cfgIPv6Gateway (Read or Write).....	209
cfgIPv6AutoConfig (Read or Write).....	209
cfgIPv6PrefixLength (Read or Write).....	210
cfgIPv6LinkLocalAddress (Read Only).....	210
cfgIPv6Address2 (Read Only).....	210
cfgIPv6Address3 (Read Only).....	210
cfgIPv6Address4 (Read Only).....	211
cfgIPv6Address5 (Read Only).....	211
cfgIPv6Address6 (Read Only).....	211
cfgIPv6Address7 (Read Only).....	211
cfgIPv6Address8 (Read Only).....	211
cfgIPv6Address9 (Read Only).....	212
cfgIPv6Address10 (Read Only).....	212
cfgIPv6Address11 (Read Only).....	212
cfgIPv6Address12 (Read Only).....	212
cfgIPv6Address13 (Read Only).....	212
cfgIPv6Address14 (Read Only).....	213
cfgIPv6Address15 (Read Only).....	213
cfgIPv6DNSServer1 (Read or Write).....	213
cfgIPv6DNSServersFromDHCP6 (Read or Write).....	213
cfgIpv6StaticLanNetworking.....	213

cfgIPv6StaticEnable (Read or Write).....	214
cfgIPv6StaticAddress1 (Read or Write).....	214
cfgIPv6StaticGateway (Read or Write).....	214
cfgIPv6StaticPrefixLength (Read or Write).....	214
cfgIPv6StaticAutoConfig (Read/Write).....	214
cfgIPv6StaticDNSServersFromDHCP6 (Read or Write).....	215
cfgIPv6StaticDNSServer1 (Read or Write).....	215
cfgIPv6StaticDNSServer2 (Read or Write).....	215
cfgIPv6DNSServer2 (Read or Write).....	215
cfgIPv6URL.....	216
cfgIPv6URLstring (Read Only).....	216
cfgIpmiSerial.....	216
cfgIpmiSerialBaudRate (Read or Write).....	216
cfgIpmiSerialChanPrivLimit (Read or Write).....	217
cfgIpmiSerialConnectionMode (Read or Write).....	217
cfgIpmiSerialDeleteControl (Read or Write).....	217
cfgIpmiSerialEchoControl (Read or Write).....	217
cfgIpmiSerialFlowControl (Read or Write).....	218
cfgIpmiSerialHandshakeControl (Read or Write).....	218
cfgIpmiSerialInputNewLineSequence (Read or Write).....	218
cfgIpmiSerialLineEdit (Read or Write).....	218
cfgIpmiSerialNewLineSequence (Read or Write).....	218
cfgSmartCard.....	219
cfgSmartCardLogonEnable (Read or Write).....	219
cfgSmartCardCRLEnable (Read or Write).....	219
cfgNetTuning.....	219
cfgNetTuningNicAutoneg (Read or Write).....	220
cfgNetTuningNic100MB (Read or Write).....	220
cfgNetTuningNicFullDuplex (Read or Write).....	220
cfgNetTuningNicMtu (Read or Write).....	221
cfgSensorRedundancy.....	221
cfgSensorRedundancyCapabilities (Read Only).....	221
cfgSensorRedundancyIndex (Read Only).....	221
cfgSensorRedundancyPolicy (Read or Write).....	221
cfgSensorRedundancyStatus (Read Only).....	222
cfgVFlashSD.....	222
cfgVFlashSDInitialized (Read Only).....	222
cfgVFlashSDEnable (Read or Write).....	222
cfgVFlashSDSize (Read Only).....	223
cfgVFlashSDLicensed (Read Only).....	223
cfgVFlashSDAvailableSize (Read Only).....	223
cfgVFlashSDHealth (Read Only).....	223
cfgVFlashSDWriteProtect (Read Only).....	223
cfgVFlashPartition.....	224
cfgVFlashPartitionIndex (Read Only).....	224
cfgVFlashPartitionSize (Read Only).....	224
cfgVFlashPartitionEmulationType (Read or Write).....	224
cfgVFlashPartitionFlashOSVolLabel (Read Only).....	224
cfgVFlashPartitionFormatType (Read Only).....	225
cfgVFlashPartitionAccessType (Read or Write).....	225

cfgVFlashPartitionAttachState (Read or Write).....	225
cfgLogging.....	225
cfgLoggingSELOEMEventFilterEnable (Read or Write).....	225
cfgRacSecurity.....	226
cfgRacSecCsrCommonName (Read or Write).....	226
cfgRacSecCsrOrganizationName (Read or Write).....	226
cfgRacSecCsrOrganizationUnit (Read or Write).....	226
cfgRacSecCsrLocalityName (Read or Write).....	226
cfgRacSecCsrStateName (Read or Write).....	227
cfgRacSecCsrCountryCode (Read/Write).....	227
cfgRacSecCsrEmailAddr (Read or Write).....	227

4 Database Objects With Get and Set Commands.....228

System.AcquisitionInfo.....	232
System.AcquisitionInfo.CostCenter (Read or Write).....	232
System.AcquisitionInfo.Expensed (Read or Write).....	232
System.AcquisitionInfo.InstallDate (Read or Write).....	232
System.AcquisitionInfo.PONumber (Read or Write).....	233
System.AcquisitionInfo.PurchaseCost (Read or Write).....	233
System.AcquisitionInfo.PurchaseDate (Read or Write).....	233
System.AcquisitionInfo.Vendor (Read Only).....	233
System.AcquisitionInfo.WayBill (Read or Write).....	233
System.AcquisitionInfo.WhoSigned (Read or Write).....	234
System.Backplane.....	234
System.Backplane.BackplaneBusMode (Read Only).....	234
System.SC-BMC.....	234
System.SC-BMC.ChassisInfraPower (Read).....	234
System.SC-BMC.ChassisPowerCap (Read).....	235
System.ChassisControl.....	235
System.ChassisControl.ChassisManagementMonitoring (Read or Write).....	235
System.ChassisInfo.....	235
System.ChassisInfo.ChassisType(Read or Write).....	235
System.ChassisInfo.ConnectionState(Read or Write).....	236
System.ChassisInfo.FirmwareVersion (Read or Write).....	236
System.ChassisInfo.IPV4Address (Read or Write).....	236
System.ChassisInfo.IPV6Address (Read or Write).....	236
System.ChassisModel (Read Only).....	237
System.ChassisName (Read Only).....	237
System.ChassisServiceTag (Read Only).....	237
System.CustomAsset.....	237
System.DepreciationInfo.....	238
System.DepreciationInfo.Duration (Read or Write).....	238
System.DepreciationInfo.DurationUnit (Read or Write).....	238
System.DepreciationInfo.Method (Read or Write).....	238
System.DepreciationInfo.Percentage (Read or Write).....	239
System.ExtWarrantyInfo.....	239
System.ExtWarrantyInfo.Cost (Read or Write).....	239
System.ExtWarrantyInfo.EndDate (Read or Write).....	239
System.ExtWarrantyInfo.Provider (Read or Write).....	239
System.ExtWarrantyInfo.StartDate (Read or Write).....	240

System.LCD.....	240
System.LCD.Configuration (Read or Write).....	240
System.LCD.vConsoleIndication (Read or Write).....	241
System.LCD.CurrentDisplay (Read Only).....	241
System.LCD.LCDUserString (Read or Write).....	241
System.LCD.QualifierTemp (Read or Write).....	241
System.LCD.QualifierWatt (Read or Write).....	242
System.LCD.UserDefinedString (Read or Write).....	242
System.LeaseInfo.....	242
System.LeaseInfo.Buyout (Read or Write).....	242
System.LeaseInfo.EndDate (Read or Write).....	242
System.LeaseInfo.FairValue (Read or Write).....	243
System.LeaseInfo.Lessor (Read or Write).....	243
System.LeaseInfo.MultiSched (Read or Write).....	243
System.LeaseInfo.RateFactor (Read or Write).....	243
System.MaintenanceInfo.....	244
System.MaintenanceInfo.EndDate (Read or Write).....	244
System.MaintenanceInfo.Provider (Read or Write).....	244
System.MaintenanceInfo.Restrictions (Read or Write).....	244
System.MaintenanceInfo.StartDate (Read or Write).....	244
System.OutsourceInfo.....	244
System.OutsourceInfo.ProbComp (Read or Write).....	245
System.OutsourceInfo.ProviderFee (Read or Write).....	245
System.OutsourceInfo.ServiceFee (Read or Write).....	245
System.OutsourceInfo.SignedFor (Read or Write).....	245
System.OutsourceInfo.SLALevel (Read or Write).....	245
System.OwnerInfo.....	246
System.OwnerInfo.InsComp (Read or Write).....	246
System.OwnerInfo.OwnerName (Read or Write).....	246
System.OwnerInfo.Type (Read or Write).....	246
System.ServerTopology.....	246
System.ServerTopology.Aisle (Read or Write).....	247
System.LServerTopology.DataCenter (Read or Write).....	247
System.ServerTopology.DeviceSize (Read Only).....	247
System.ServerTopology.Rack.Name (Read or Write).....	247
System.ServerTopology.Rack.Slot (Read or Write).....	248
System.ServerTopology.RoomName (Read or Write).....	248
System.Location.ServerTopology.Name (Read Only).....	248
System.ServerTopology.Chassis.Slot (Read or Write).....	248
System.ServiceContract.....	249
System.ServiceContract.Renewed (Read or Write).....	249
System.ServiceContract.Type (Read or Write).....	249
System.ServiceContract.Vendor (Read or Write).....	249
System.PCIESlotLFM.....	249
System.pcieSlotLFM.3rdPartyCard(Read).....	250
System.pcieSlotLFM.CardType (Read).....	250
System.pcieSlotLFM.CustomLFM (Read or Write).....	250
System.pcieSlotLFM.LFMMode(Read or Write).....	250
System.pcieSlotLFM.MaxLFM (Read).....	251
System.pcieSlotLFM.Slot (Read).....	251

System. pcieSlotLFM.SlotState (Read).....	251
System. pcieSlotLFM.TargetLFM.....	251
System.PCIESlotLFM.PCIEInletTemperature (Read Only).....	252
System.Power.....	252
System.Power.Status (Read Only).....	252
System.Power.ServerAllocation (Read Only).....	252
System.Power.Avg.LastDay (Read Only).....	252
System.Power.Avg.LastHour (Read Only).....	253
System.Power.Avg.LastWeek (Read Only).....	253
System.Power.Cap.ActivePolicy.Btuhr (Read Only).....	253
System.Power.Cap.ActivePolicy.Name (Read Only).....	254
System.Power.Cap.ActivePolicy.Watts (Read Only).....	254
System.Power.Cap.Btuhr (Read or Write).....	254
System.Power.Cap. Enable (Read or Write).....	254
System.Power.Cap.MaxThreshold (Read Only).....	255
System.Power.Cap.MinThreshold (Read Only).....	255
System.Power.Cap.Percent (Read or Write).....	255
System.Power.Redundancypolicy (Read or Write).....	256
System.Power.Cap.Watts (Read or Write).....	256
System.Power.EnergyConsumption (Read Only).....	256
System.Power.EnergyConsumption.Clear (Read or Write).....	257
System.Power.EnergyConsumption.StarttimeStamp (Read Only).....	257
System.Power.Hotspare.Enable (Read or Write).....	257
System.Power.Hotspare.PrimaryPSU (Read or Write).....	257
System.Power.Max.Amps (Read Only).....	258
System.Power.Max.Amps.TimeStamp (Read Only).....	258
System.Power.Max.Headroom (Read Only).....	258
System.Power.Max.LastDay (Read Only).....	259
System.Power.Max.LastDay.TimeStamp (Read Only).....	259
System.Power.Max.LastHour (Read Only).....	259
System.Power.Max.LastHour.TimeStamp (Read Only).....	259
System.Power.Max.LastWeek (Read Only).....	260
System.Power.Max.LastWeek.TimeStamp (Read Only).....	260
System.Power.Max. Power (Read Only).....	260
System.Power.Max.Power.Timestamp (Read Only).....	261
System.Power.Max.PowerClear (Read or Write).....	261
System.Power.Min.LastDay (Read Only).....	261
System.Power.Min.LastDay.TimeStamp (Read Only).....	261
System.Power.Min.LastHour (Read Only).....	262
System.Power.Min.LastHour.Timestamp (Read Only).....	262
System.Power.Min.LastWeek (Read Only).....	262
System.Power.Min.LastWeek.TimeStamp (Read Only).....	263
System.Power.PCIEAllocation (Read or Write).....	263
System.Power.PFCEnable (Read or Write).....	263
System.Power.RedundancyCapabilities (Read Only).....	264
System.Power.RedundantState (Read Only).....	264
System.Power.Supply.....	264
System.Power.Supply.CurrentDraw (Read Only).....	264
System.Power.Supply.FwVer (Read Only).....	265
System.Power.Supply.[i].MaxInputPower (Read Only).....	265

System.Power.Supply.[i].MaxOutputPower (Read Only).....	265
System.Power.Supply.[i].Status (Read Only).....	266
System.Power.Supply.[i].Type (Read Only).....	266
System.Power.Supply.[i].LineStatus (Read Only).....	266
System.Power.Supply.[i].PMBusMonitoring (Read Only).....	266
System.QuickSync.....	267
System.QuickSync.Access (Read or Write).....	267
System.QuickSync.InactivityTimeout (Read or Write).....	267
System.QuickSync.InactivityTimerEnable (Read or Write).....	267
System.QuickSync.Presence (Read Only).....	268
System.QuickSync.ReadAuthentication (Read or Write).....	268
System.QuickSync.WiFi (Read or Write).....	268
System.ServerOS.....	268
System.ServerOS.HostName (Read or Write).....	269
System.ServerOS.OSName (Read or Write).....	269
System.ServerOS.OSVersion (Read Only).....	269
System.ServerOS.ProductKey(Read Only).....	269
System.ServerOS.ServerPoweredOnTime (Read Only).....	270
System.Serverpwr.....	270
System.Serverpwr.ActivePolicyName (Read Only).....	270
System.Serverpwr.ActivePowerCapVal (Read Only).....	270
System.Serverpwr.PowerCapMaxThres (Read Only).....	270
System.Serverpwr.PowerCapMinThres (Read Only).....	271
System.Serverpwr.PowerCapSetting.....	271
System.Serverpwr.PowerCapValue.....	271
System.Storage.....	271
System.storage.availableSpareAlertThreshold (Read or Write).....	272
System.storage.RemainingRatedWriteEnduranceAlertThreshold (Read or Write).....	272
System.SupportInfo.....	272
System.SupportInfo.AutoFix (Read or Write).....	272
System.SupportInfo.HelpDesk (Read or Write).....	272
System.SupportInfo.Outsourced (Read or Write).....	273
System.SupportInfo.Type (Read or Write).....	273
System.SystemInfo.....	273
System.SystemInfo.BootTime (Read Only).....	273
System.SystemInfo.PrimaryTelephone (Read or Write).....	273
System.SystemInfo.PrimaryUser (Read or Write).....	274
System.SystemInfo.SysLocation (Read or Write).....	274
System.SystemInfo.SystemName (Read Only).....	274
System.SystemInfo.SysTime (Read Only).....	274
System.ThermalSettings.....	274
System.ThermalSettings.AirExhaustTemp (Read or Write).....	275
System.ThermalSettings.AirTemperatureRiseLimit (Read or Write).....	275
System.ThermalSettings.AirTemperatureRiseLimitSupport (Read Only).....	275
System.ThermalSettings.BaseAlgorithm (Read or Write).....	276
System.ThermalSettings.CurrentSystemProfileValue (Read Only).....	276
System.ThermalSettings.FanSpeedOffset (Read or Write).....	276
System.ThermalSettings.FanSpeedLowOffsetVal (Read Only).....	276
System.ThermalSettings.FanSpeedMediumOffsetVal (Read Only).....	277
System.ThermalSettings.FanSpeedHighOffsetVal (Read Only).....	277

System.ThermalSettings.FanSpeedHighOffsetVal (Read Only).....	277
System.ThermalSettings.MinimumFanSpeed (Read or Write).....	278
System.ThermalSettings.MaximumPCleInletTemperatureLimit (Read or Write).....	278
System.ThermalSettings.MaximumPCleInletTemperatureLimitSupport (Read Only).....	278
System.ThermalSettings.SetAirTemperatureRiseLimit (Read or Write).....	278
System.ThermalSettings.SetMaximumExhaustTemperatureLimit (Read or Write).....	279
System.ThermalSettings.SystemExhaustTemperature (Read Only).....	279
System.ThermalSettings.SystemInletTemperature (Read Only).....	279
System.ThermalSettings.SystemInletTemperatureSupportLimitPerConfiguration (Read Only).....	280
System.ThermalSettings.TargetExhaustTemperatureLimit (Read Only).....	280
System.ThermalSettings.MFSMaximumLimit (Read Only).....	280
System.ThermalSettings.MFSMinimumLimit (Read Only).....	280
System.ThermalSettings.ThermalProfile (Read or Write).....	281
System.ThermalConfig.....	281
System.ThermalConfig.CriticalEventGenerationInterval (Read or Write).....	281
System.ThermalConfig.EventGenerationInterval (Read or Write).....	281
System.ThermalConfig.FreshAirCompliantConfiguration (Read Only).....	282
System.USBFront.....	282
System.USBFront.Enable(Read or Write).....	282
System.WarrantyInfo.....	282
System.WarrantyInfo.Cost (Read or Write).....	282
System.WarrantyInfo.Duration (Read or Write).....	283
System.WarrantyInfo.EndDate (Read or Write).....	283
System.WarrantyInfo.UnitType (Read or Write).....	283
LifecycleController.LCAAttributes.....	283
LifecycleController.LCAAttributes.autobackup (Read or Write).....	283
LifecycleController.LCAAttributes.AutoDiscovery (Read Only).....	284
LifecycleController.LCAAttributes.autoupdate (Read or Write).....	284
LifecycleController.LCAAttributes.BiosRTDRequested (Read or Write).....	284
LifecycleController.LCAAttributes.CollectSystemInventoryOnRestart (Read or Write).....	285
LifecycleController.LCAAttributes.DiscoveryFactoryDefaults (Read Only).....	285
LifecycleController.LCAAttributes.IgnoreCertWarning (Read and Write).....	285
LifecycleController.LCAAttributes.IPChangeNotifyPS (Read or Write).....	286
LifecycleController.LCAAttributes.Licensed (Read Only).....	286
LifecycleController.LCAAttributes.LifecycleControllerState (Read or Write).....	286
LifecycleController.LCAAttributes.ProvisioningServer (Read or Write).....	286
LifecycleController.LCAAttributes.PartConfigurationUpdate (Read or Write).....	287
LifecycleController.LCAAttributes.PartFirmwareUpdate (Read or Write).....	287
LifecycleController.LCAAttributes.SystemID (Read Only).....	287
LifecycleController.LCAAttributes.UserProxyPassword (Read and Write).....	288
LifecycleController.LCAAttributes. UserProxyPort (Read and Write).....	288
LifecycleController.LCAAttributes. UserProxyServer (Read and Write).....	288
LifecycleController.LCAAttributes. UserProxyType (Read and Write).....	289
LifecycleController.LCAAttributes. UserProxyUserName (Read and Write).....	289
LifecycleController.LCAAttributes.VirtualAddressManagementApplication (Read or Write).....	289
iDRAC.ActiveDirectory.....	289
iDRAC.ActiveDirectory.AuthTimeout (Read or Write).....	289
iDRAC.ActiveDirectory.CertValidationEnable (Read or Write).....	290
iDRAC.ActiveDirectory.DCLookupByUserDomain (Read or Write).....	290
iDRAC.ActiveDirectory.DCLookupDomainName (Read or Write).....	290

iDRAC.ActiveDirectory.DCLookupEnable (Read or Write).....	291
iDRAC.ActiveDirectory.DomainController1 (Read or Write).....	291
iDRAC.ActiveDirectory.DomainController2 (Read or Write).....	291
iDRAC.ActiveDirectory.DomainController3 (Read or Write).....	292
iDRAC.ActiveDirectory.Enable (Read or Write).....	292
iDRAC.ActiveDirectory.GCLookupEnable (Read or Write).....	292
iDRAC.ActiveDirectory.GCRootDomain (Read or Write).....	293
iDRAC.ActiveDirectory.GlobalCatalog1 (Read or Write).....	293
iDRAC.ActiveDirectory.GlobalCatalog2 (Read or Write).....	293
iDRAC.ActiveDirectory.GlobalCatalog3 (Read or Write).....	293
iDRAC.ActiveDirectory.RacDomain (Read or Write).....	294
iDRAC.ActiveDirectory.RacName (Read or Write).....	294
iDRAC.ActiveDirectory.Schema (Read or Write).....	294
iDRAC.ActiveDirectory.SSOEnable (Read or Write).....	295
iDRAC.ADGroup.....	295
iDRAC.ADGroup.Domain (Read or Write).....	295
iDRAC.ADGroup.Name (Read or Write).....	295
iDRAC.ADGroup.Privilege (Read or Write).....	296
iDRAC.AutoOSLockGroup.....	296
iDRAC.AutoOSLockGroup (Read or Write).....	296
iDRAC.EmailAlert.....	296
iDRAC.EmailAlert.Address (Read or Write).....	296
iDRAC.EmailAlert.CustomMsg (Read or Write).....	297
iDRAC.EmailAlert.Enable (Read or Write).....	297
iDRAC.GroupManager.....	297
iDRAC.GroupManager.Status	297
iDRAC.GroupManager.GroupName (Read).....	298
iDRAC.GroupManager.GroupUUID (Read).....	298
iDRAC.GUI.....	298
iDRAC.GUI.SecurityPolicyMessage (Read or Write).....	298
iDRAC.Info.....	299
iDRAC.Info.Build (Read or Write).....	299
iDRAC.Info.Description (Read or Write).....	299
iDRAC.Info.Name (Read or Write).....	299
iDRAC.Info.Product (Read or Write).....	299
iDRAC.Info.Type (Read Only).....	300
iDRAC.Info.Version (Read Only).....	300
iDRAC.Info.ServerGen (Read or Write).....	300
iDRAC.IOIDOpt.....	300
iDRAC.IOIDOpt.Enable (Read or Write).....	300
iDRAC.IOIDOpt.InitiatorPersistencePolicy (Read or Write).....	301
iDRAC.IOIDOpt.StorageTargetPersistencePolicy (Read or Write).....	301
iDRAC.IOIDOpt.VirtualAddressPersistencePolicyAuxPwrd (Read or Write).....	302
iDRAC.IOIDOpt.VirtualAddressPersistencePolicyNonAuxPwrd (Read or Write).....	302
iDRAC.IPBlocking.....	302
iDRAC.IPBlocking.RangeAddr (Read or Write).....	304
iDRAC.IPBlocking.RangeEnable (Read or Write).....	304
iDRAC.IPBlocking.RangeMask (Read or Write).....	304
iDRAC.IPMILan.....	304
iDRAC.IPMILan.AlertEnable (Read or Write).....	305

iDRAC.IPMILan.CommunityName (Read or Write).....	305
iDRAC.IPMILan.Enable (Read or Write).....	305
iDRAC.IPMILan.EncryptionKey (Read or Write).....	305
iDRAC.IPMILan.PrivLimit (Read or Write).....	306
iDRAC.IPMISerial.....	306
iDRAC.IPMISerial.BaudRate (Read or Write).....	306
iDRAC.IPMISerial.ChanPrivLimit (Read or Write).....	306
iDRAC.IPMISerial.ConnectionMode (Read or Write).....	307
iDRAC.IPMISerial.DeleteControl (Read or Write).....	307
iDRAC.IPMISerial.EchoControl (Read or Write).....	307
iDRAC.IPMISerial.FlowControl (Read or Write).....	308
iDRAC.IPMISerial.HandshakeControl (Read or Write).....	308
iDRAC.IPMISerial.InputNewLineSeq (Read or Write).....	308
iDRAC.IPMISerial.LineEdit (Read or Write).....	309
iDRAC.IPMISerial.NewLineSeq (Read or Write).....	309
iDRAC.IPMISOL.....	309
iDRAC.IPMISOL.AccumulateInterval (Read or Write).....	309
iDRAC.IPMISOL.BaudRate (Read or Write).....	310
iDRAC.IPMISOL.Enable (Read or Write).....	310
iDRAC.IPMISOL.MinPrivilege (Read or Write).....	310
iDRAC.IPMISOL.SendThreshold (Read or Write).....	311
iDRAC.IPv4.....	311
iDRAC.IPv4.Address (Read or Write).....	311
iDRAC.IPv4.DHCPEnable (Read or Write).....	311
iDRAC.IPv4.DNS1 (Read or Write).....	312
iDRAC.IPv4.DNS2 (Read or Write).....	312
iDRAC.IPv4.DNSFromDHCP (Read or Write).....	312
iDRAC.IPv4.Enable (Read or Write).....	312
iDRAC.IPv4.Gateway (Read or Write).....	313
iDRAC.IPv4.Netmask (Read or Write).....	313
iDRAC.IPv4Static.....	313
iDRAC.IPv4Static.Address (Read or Write).....	313
iDRAC.IPv4Static.DNS1 (Read or Write).....	314
iDRAC.IPv4Static.DNS2 (Read or Write).....	314
iDRAC.IPv4Static.DNSFromDHCP (Read or Write).....	314
iDRAC.IPv4Static.Gateway (Read or Write).....	314
iDRAC.IPv4Static.Netmask (Read or Write).....	315
iDRAC.IPv6.....	315
iDRAC.IPv6.Address 1 (Read or Write).....	315
iDRAC.IPv6.Address 2 (Read or Write).....	315
iDRAC.IPv6.Address 3 (Read or Write).....	316
iDRAC.IPv6.Address 4 (Read or Write).....	316
iDRAC.IPv6.Address 5 (Read or Write).....	316
iDRAC.IPv6.Address 6 (Read or Write).....	316
iDRAC.IPv6.Address 7 (Read or Write).....	317
iDRAC.IPv6.Address 8 (Read or Write).....	317
iDRAC.IPv6.Address 9 (Read or Write).....	317
iDRAC.IPv6.Address10 (Read or Write).....	318
iDRAC.IPv6.Address11 (Read or Write).....	318
iDRAC.IPv6.Address12 (Read or Write).....	318

iDRAC.IPv6.Address13 (Read or Write).....	318
iDRAC.IPv6.Address14 (Read or Write).....	319
iDRAC.IPv6.Address15 (Read or Write).....	319
iDRAC.IPv6.AutoConfig (Read or Write).....	319
iDRAC.IPv6.DNS1 (Read or Write).....	320
iDRAC.IPv6.DNS2 (Read or Write).....	320
iDRAC.IPv6.DNSFromDHCP6 (Read or Write).....	320
iDRAC.IPv6.Enable (Read or Write).....	320
iDRAC.IPv6.Gateway (Read or Write).....	321
iDRAC.IPv6.LinkLocalAddress (Read or Write).....	321
iDRAC.IPv6.PrefixLength (Read or Write).....	321
iDRAC.IPv6Static.....	322
iDRAC.IPv6Static.Address1 (Read or Write).....	322
iDRAC.IPv6Static.DNS1 (Read or Write).....	322
iDRAC.IPv6Static.DNS2 (Read or Write).....	322
iDRAC.IPv6Static.DNSFromDHCP6 (Read or Write).....	322
iDRAC.IPv6Static.Gateway (Read or Write).....	323
iDRAC.IPv6Static.PrefixLength (Read or Write).....	323
iDRAC.IPv6URL.....	323
iDRAC.IPv6URL.URL (Read Only).....	323
iDRAC.KMS.....	324
iDRAC.KMS.iDRACPassword (Read or Write).....	324
iDRAC.KMS.iDRACUserName (Read or Write).....	324
iDRAC.KMS.KMIPPortNumber (Read or Write).....	324
iDRAC.KMS.PrimaryServerAddress (Read or Write).....	324
iDRAC.KMS.RedundantKMIPPortNumber (Read or Write).....	325
iDRAC.KMS.RedundantServerAddress1 (Read or Write).....	325
iDRAC.KMS.RedundantServerAddress2 (Read or Write).....	325
iDRAC.KMS.RedundantServerAddress3 (Read or Write).....	325
iDRAC.KMS.RedundantServerAddress4 (Read or Write).....	325
iDRAC.KMS.RedundantServerAddress5 (Read or Write).....	326
iDRAC.KMS.RedundantServerAddress6 (Read or Write).....	326
iDRAC.KMS.RedundantServerAddress7 (Read or Write).....	326
iDRAC.KMS.RedundantServerAddress8 (Read or Write).....	326
iDRAC.KMS.Timeout (Read or Write).....	326
iDRAC.LDAP.....	327
iDRAC.LDAP.BaseDN (Read or Write).....	327
iDRAC.LDAP.BindDN (Read or Write).....	327
iDRAC.LDAP.BindPassword (Write Only).....	327
iDRAC.LDAP.CertValidationEnable (Read or Write).....	328
iDRAC.LDAP.Enable (Read or Write).....	328
iDRAC.LDAP.GroupAttribute (Read or Write).....	328
iDRAC.LDAP.GroupAttributelsDN (Read or Write).....	328
iDRAC.LDAP.Port (Read or Write).....	329
iDRAC.LDAP.SearchFilter (Read or Write).....	329
iDRAC.LDAP.Server (Read or Write).....	329
iDRAC.LDAP.UserAttribute (Read or Write).....	330
iDRAC.LDAPRoleGroup.....	330
iDRAC.LDAPRoleGroup.DN (Read or Write).....	330
iDRAC.LDAPRoleGroup.Privilege (Read or Write).....	330

iDRAC.LocalSecurity.....	330
iDRAC.LocalSecurity.LocalConfig (Read or Write).....	331
iDRAC.LocalSecurity.PrebootConfig (Read or Write).....	331
iDRAC.Logging.....	331
iDRAC.Logging.SELBufferType(Read/Write).....	331
iDRAC.Logging.SELOEMEventFilterEnable (Read or Write).....	332
iDRAC.Lockdown.....	332
iDRAC.Lockdown.SystemLockdown.....	332
iDRAC.NIC.....	333
iDRAC.NIC.Autoconfig (Read or Write).....	333
iDRAC.NIC.AutoDetect (Read or Write).....	333
iDRAC.NIC.Autoneg (Read or Write).....	334
iDRAC.NIC.DedicatedNICScanTime (Read or Write).....	334
iDRAC.Nic.DiscoveryLLDP (Read or Write).....	334
iDRAC.NIC.DNSDomainFromDHCP (Read or Write).....	334
iDRAC.NIC.DNSDomainName (Read or Write).....	335
iDRAC.NIC.DNSDomainNameFromDHCP (Read or Write).....	335
iDRAC.NIC.DNSRacName (Read or Write).....	335
iDRAC.NIC.DNSRegister (Read or Write).....	336
iDRAC.NIC.Duplex (Read or Write).....	336
iDRAC.NIC.Enable (Read or Write).....	336
iDRAC.NIC.Failover (Read or Write).....	337
iDRAC.NIC.MACAddress (Read or Write).....	337
iDRAC.NIC.MTU (Read or Write).....	337
iDRAC.NIC.Selection (Read or Write).....	337
iDRAC.NIC.SharedNICScanTime (Read or Write).....	338
iDRAC.NIC.Speed (Read or Write).....	338
iDRAC.NIC.VLanEnable (Read Only).....	339
iDRAC.NIC.VLanID (Read Only).....	339
iDRAC.NIC.VLanPort (Read or Write).....	339
iDRAC.NIC.VLanPriority (Read Only).....	340
iDRAC.NICStatic.....	340
iDRAC.NICStatic.DNSDomainFromDHCP (Read or Write).....	340
iDRAC.NICStatic.DNSDomainName (Read or Write).....	340
iDRAC.NTPConfigGroup.....	340
iDRAC.NTPConfigGroup.NTP1 (Read or Write).....	341
iDRAC.NTPConfigGroup.NTP2 (Read or Write).....	341
iDRAC.NTPConfigGroup.NTP3 (Read or Write).....	341
iDRAC.NTPConfigGroup.NTPEnable (Read or Write).....	341
iDRAC.NTPConfigGroup.NTPMaxDist (Read or Write).....	342
iDRAC.OS-BMC.....	342
iDRAC.OS-BMC.AdminState (Read or Write).....	342
iDRAC.OS-BMC.OSIpAddress (Read or Write).....	342
iDRAC.OS-BMC.PTCapability (Read or Write).....	343
iDRAC.OS-BMC.PTMode (Read or Write).....	343
iDRAC.OS-BMC.UsbNicIpAddress (Read or Write).....	343
iDRAC.RemoteHost.SMTPPort (Read or Write).....	344
iDRAC.PcieVdm.Enable.....	344
iDRAC.Racadm.....	344
iDRAC.Racadm.Enable (Read or Write).....	344

iDRAC.Racadm.Timeout (Read or Write).....	344
iDRAC.Redfish.....	345
iDRAC.Redfish.Enable (Read or Write).....	345
iDRAC.Redfisheventing.....	345
iDRAC.Redfisheventing.DeliveryRetryAttempts (Read or Write).....	345
iDRAC.Redfisheventing.DeliveryRetryIntervalInSeconds (Read or Write).....	346
iDRAC.Redfisheventing.IgnoreCertificateErrors (Read Only).....	346
iDRAC.RemoteHosts.....	346
iDRAC.RemoteHost.SenderEmail (Read or Write).....	346
iDRAC.RemoteHost.SMTPPort (Read or Write).....	347
iDRAC.RemoteHosts.SMTPServerIPAddress (Read or Write).....	347
iDRAC.RFS.....	347
iDRAC.RFS.IgnoreCertWarning (Read Only).....	347
iDRAC.RFS.MediaAttachState (Read Only).....	348
iDRAC.RSM.....	348
iDRAC.RSM.RSMCapability (Read Only).....	348
iDRAC.RSM.RSMSetting (Read Only).....	348
iDRAC.Security.....	348
iDRAC.Security.CsrCommonName (Read or Write).....	349
iDRAC.Security.CsrCountryCode (Read or Write).....	349
iDRAC.Security.CsrEmailAddr (Read or Write).....	349
iDRAC.Security.CsrKeySize (Read or Write).....	349
iDRAC.Security.CsrLocalityName (Read or Write).....	350
iDRAC.Security.CsrOrganizationName (Read or Write).....	350
iDRAC.Security.CsrOrganizationUnit (Read or Write).....	350
iDRAC.Security.CsrStateName (Read or Write).....	351
iDRAC.Security.CsrSubjectAltName (Read or Write).....	351
iDRAC.Security.FIPSMODE (Read or Write).....	351
iDRAC.SEKM.....	351
iDRAC.SEKM.IPAddressInCertificate (Read or Write).....	352
iDRAC.SEKM.KeyAlgorithm (Read or Write).....	352
iDRAC.SEKMCert.....	352
iDRAC.SEKMCert.CommonName (Read or Write).....	352
iDRAC.SEKMCert.CountryCode (Read or Write).....	352
iDRAC.SEKMCert.SEKMCertificateStatus (Read Only).....	353
iDRAC.SEKMCert.EmailAddress (Read or Write).....	353
iDRAC.SEKMCert.LocalityName (Read or Write).....	353
iDRAC.SEKMCert.OrganizationName (Read or Write).....	353
iDRAC.SEKMCert.OrganizationUnit (Read or Write).....	354
iDRAC.SEKMCert.StateName (Read or Write).....	354
iDRAC.SEKMCert.SubjectAltName (Read or Write).....	354
iDRAC.SEKMCert.UserId (Read or Write).....	354
iDRAC.Serial.....	354
iDRAC.Serial.BaudRate (Read or Write).....	355
iDRAC.Serial.Command (Read or Write).....	355
iDRAC.Serial.Enable (Read or Write).....	355
iDRAC.Serial.HistorySize (Read or Write).....	355
iDRAC.Serial.IdleTimeout (Read or Write).....	356
iDRAC.Serial.NoAuth (Read or Write).....	356
iDRAC.SerialRedirection.....	356

iDRAC.SerialRedirection.Enable (Read or Write).....	356
iDRAC.SerialRedirection.QuitKey (Read or Write).....	357
iDRAC.serverboot.....	357
iDRAC.serverboot.BootOnce (Read or Write).....	357
iDRAC.serverboot.FirstBootDevice (Read or Write).....	357
iDRAC.ServiceModule.....	358
iDRAC.ServiceModule.iDRACHardReset (Read or Write).....	358
iDRAC.ServiceModule.HostSNMPAlert (Read or Write).....	358
iDRAC.ServiceModule.LCLReplication (Read or Write).....	359
iDRAC.ServiceModule.OMSAPresence (Read Only).....	359
iDRAC.ServiceModule.OSInfo (Read or Write).....	359
iDRAC.ServiceModule.ServiceModuleEnable (Read or Write).....	359
iDRAC.ServiceModule.ServiceModuleState (Read or Write).....	360
iDRAC.ServiceModule.ServiceModuleVersion (Read).....	360
iDRAC.ServiceModule.WatchdogRecoveryAction (Read and Write).....	360
iDRAC.ServiceModule.WatchdogResetTime (Read and Write).....	361
iDRAC.ServiceModule.WatchdogState (Read and Write).....	361
iDRAC.SmartCard.....	361
iDRAC.SmartCard.SmartCardCRLEnable (Read or Write).....	361
iDRAC.SmartCard.SmartCardLogonEnable (Read or Write).....	361
iDRAC.SNMP.....	362
iDRAC.SNMP.AgentCommunity (Read or Write).....	362
iDRAC.SNMP.AgentEnable (Read or Write).....	362
iDRAC.SNMP.AlertPort (Read or Write).....	362
iDRAC.SNMP.DiscoveryPort (Read or Write).....	363
iDRAC.SNMP.SNMPProtocol (Read or Write).....	363
iDRAC.SNMP.TrapFormat (Read or Write).....	363
iDRAC.SupportAssist.....	363
iDRAC.SupportAssist.DefaultIPAddress.....	364
iDRAC.SupportAssist.DefaultWorkgroupName.....	364
iDRAC.SupportAssist.DefaultPassword.....	364
iDRAC.SupportAssist.DefaultProtocol.....	364
iDRAC.SupportAssist.DefaultShareName.....	365
iDRAC.SupportAssist.DefaultUserName.....	365
iDRAC.SupportAssist.EmailOptIn.....	365
iDRAC.SupportAssist.EventBasedAutoCollection.....	365
iDRAC.SupportAssist.FilterAutoCollections.....	366
iDRAC.SupportAssist.HostOSProxyAddress.....	366
iDRAC.SupportAssist.HostOSProxyConfigured.....	366
iDRAC.SupportAssist.HostOSProxyPassword.....	366
iDRAC.SupportAssist.HostOSProxyPort.....	367
iDRAC.SupportAssist.HostOSProxyUserName.....	367
iDRAC.SupportAssist.NativeOSLogsCollectionSupported.....	367
iDRAC.SupportAssist.PreferredLanguage.....	367
iDRAC.SupportAssist.ProSupportPlusRecommendationsReport.....	368
iDRAC.SupportAssist.RegistrationID.....	368
iDRAC.SupportAssist.SupportAssistEnableState.....	368
iDRAC.SNMPAlert.....	368
iDRAC.SNMPAlert.DestAddr (Read or Write).....	368
iDRAC.SNMPAlert.Enable (Read or Write).....	369

iDRAC.SNMPAlert.SNMPv3UserID (Read Only).....	369
iDRAC.SNMPAlert.SNMPv3Username (Read or Write).....	369
iDRAC.SSH.....	370
iDRAC.SSH.Enable (Read or Write).....	370
iDRAC.SSH.Port (Read or Write).....	370
iDRAC.SSH.Timeout (Read or Write).....	370
iDRAC.SwitchConnectionView (Read Only).....	371
iDRAC.SysLog.....	371
iDRAC.SysLog.Port (Read or Write).....	371
iDRAC.SysLog.PowerLogEnable (Read or Write).....	371
iDRAC.SysLog.PowerLogInterval (Read or Write).....	372
iDRAC.SysLog.Server1 (Read or Write).....	372
iDRAC.SysLog.Server2 (Read or Write).....	372
iDRAC.SysLog.Server3 (Read or Write).....	372
iDRAC.SysLog.SysLogEnable (Read or Write).....	373
iDRAC.Telnet.....	373
iDRAC.Telnet.Enable (Read or Write).....	373
iDRAC.Telnet.Port (Read or Write).....	373
iDRAC.Telnet.Timeout (Read or Write).....	374
iDRAC.Time.....	374
iDRAC.Time.DayLightOffset (Read or Write).....	374
iDRAC.Time.Timezone (Read or Write).....	374
iDRAC.Time.TimeZoneOffset (Read or Write).....	374
iDRAC.DefaultCredentialMitigationConfigGroup.....	375
iDRAC.DefaultCredentialMitigationConfigGroup.DefaultCredentialWarning (Read or Write).....	375
iDRAC.Update.....	375
iDRAC.Update.FwUpdateIPAddr (Read or Write).....	375
iDRAC.Update.FwUpdatePath (Read or Write).....	376
iDRAC.Update.FwUpdateTFTPEnable (Read or Write).....	376
iDRAC.USB.....	376
iDRAC.USB.ConfigurationXML (Read or Write).....	376
iDRAC.USB.ManagementPortMode (Read only).....	377
iDRAC.USB.PortStatus.....	377
iDRAC.USB.ZipPassword (Read and Write).....	377
iDRAC.UserDomain.....	377
iDRAC.UserDomain.Name (Read or Write).....	377
iDRAC.Users.....	378
iDRAC.Users.Enable (Read or Write).....	378
iDRAC.Users.IpmiLanPrivilege (Read or Write).....	378
iDRAC.Users.IpmiSerialPrivilege (Read or Write).....	378
iDRAC.Users.MD5v3Key (Read or Write).....	379
iDRAC.Users.Password (Read or Write).....	379
iDRAC.Users.SHA256Password (Read or Write).....	379
iDRAC.Users.SHA256PasswordSalt (Read or Write).....	380
iDRAC.Users.Privilege (Read or Write).....	380
iDRAC.Users.SHA1v3Key (Read or Write).....	380
iDRAC.Users.ProtocolEnable (Read or Write).....	380
iDRAC.Users.ProtocolEnable (Read or Write).....	381
iDRAC.Users.PrivacyProtocol (Read or Write).....	381
iDRAC.Users.SolEnable (Read or Write).....	381

iDRAC.Users.UserName (Read or Write).....	382
iDRAC.vflashpartition.....	382
iDRAC.vflashpartition.AccessType (Read or Write).....	382
iDRAC.vflashpartition.AttachState (Read or Write).....	382
iDRAC.vflashpartition.EmulationType (Read or Write).....	383
iDRAC.vflashpartition.FormatType (Read or Write).....	383
iDRAC.vflashpartition.Size (Read or Write).....	383
iDRAC.vflashpartition.VolumeLabel (Read or Write).....	383
iDRAC.vflashsd.....	384
iDRAC.vflashsd.AvailableSize (Read or Write).....	384
iDRAC.vflashsd.Enable (Read or Write).....	384
iDRAC.vflashsd.Health (Read or Write).....	384
iDRAC.vflashsd.Initialized (Read or Write).....	385
iDRAC.vflashsd.Licensed (Read or Write).....	385
iDRAC.vflashsd.Size (Read or Write).....	385
iDRAC.vflashsd.WriteProtect (Read or Write).....	385
iDRAC.VirtualConsole.....	386
iDRAC.VirtualConsole.AccessPrivilege (Read or Write).....	386
iDRAC.VirtualConsole.AttachState (Read or Write).....	386
iDRAC.VirtualConsole.Enable (Read or Write).....	386
iDRAC.VirtualConsole.EncryptEnable (Read or Write).....	387
iDRAC.VirtualConsole.LocalVideo (Read or Write).....	387
iDRAC.VirtualConsole.MaxSessions (Read or Write).....	387
iDRAC.VirtualConsole.PluginType (Read or Write).....	387
iDRAC.VirtualConsole.Port (Read or Write).....	388
iDRAC.VirtualConsole.Timeout (Read or Write).....	388
iDRAC.VirtualMedia.....	388
iDRAC.VirtualMedia.Attached (Read or Write).....	388
iDRAC.VirtualMedia.BootOnce (Read or Write).....	389
iDRAC.VirtualMedia.FloppyEmulation (Read or Write).....	389
iDRAC.VNCServer.....	389
iDRAC.VNCServer.ActiveSessions (Read only).....	389
iDRAC.VNCServer.Enable (Read or Write).....	390
iDRAC.VNCServer.LowerEncryptionBitLength (Read or Write).....	390
iDRAC.VNCServer.Password (Read or Write).....	390
iDRAC.VNCServer.Port (Read or Write).....	391
iDRAC.VNCServer.SSLEncryptionBitLength (Read or Write).....	391
iDRAC.VNCServer.Timeout (Read or Write).....	391
iDRAC.WebServer.....	391
iDRAC.WebServer.CustomCipherString (Read or Write).....	391
iDRAC.WebServer.Enable (Read or Write).....	392
iDRAC.WebServer.HttpPort (Read or Write).....	392
iDRAC.WebServer.HttpsPort (Read or Write).....	392
iDRAC.Webserver.Httpsredirection (Read or Write).....	393
iDRAC.WebServer.LowerEncryptionBitLength (Read or Write).....	393
iDRAC.WebServer.SSLEncryptionBitLength (Read or Write).....	393
iDRAC.WebServer.Timeout (Read or Write).....	394
iDRAC.WebServer.TLSProtocol (Read or Write).....	394
BIOS.BiosBootSettings.....	394
BIOS.BiosBootSettings.BootSeq (Read or Write).....	394

BIOS.BiosBootSettings.BootMode (Read or Write).....	395
BIOS.BiosBootSettings.BootSeqRetry (Read or Write).....	395
BIOS.BiosBootSettings.HddFailover (Read or Write).....	395
BIOS.BiosBootSettings.HddSeq (Read or Write).....	396
BIOS.BiosBootSettings.UefiBootSeq (Read or Write).....	396
BIOS.BiosBootSettings.SetBootOrderFqddn (Read or Write).....	396
BIOS.BiosBootSettings.SetLegacyHddOrderFqddn (Read or Write).....	396
BIOS.IntegratedDevices.....	397
BIOS.IntegratedDevices.EmbNic1 (Read or Write).....	397
BIOS.IntegratedDevices.EmbNic1Nic2 (Read or Write).....	397
BIOS.IntegratedDevices.EmbNic2 (Read or Write).....	397
BIOS.IntegratedDevices.EmbNic3 (Read or Write).....	398
c (Read or Write).....	398
BIOS.IntegratedDevices.EmbNic4 (Read or Write).....	398
BIOS.IntegratedDevices.EmbVideo (Read or Write).....	399
BIOS.IntegratedDevices.GlobalSlotDriverDisable.....	399
BIOS.IntegratedDevices.IntegratedNetwork1 (Read or Write).....	399
BIOS.IntegratedDevices.IntegratedNetwork2 (Read or Write).....	400
BIOS.IntegratedDevices.IntegratedRaid (Read or Write).....	400
BIOS.IntegratedDevices.IntegratedSas (Read or Write).....	400
BIOS.IntegratedDevices.InternalSdCard (Read or Write).....	400
BIOS.IntegratedDevices.InternalSdCardRedundancy (Read or Write).....	401
BIOS.IntegratedDevices.InternalUsb (Read or Write).....	401
BIOS.IntegratedDevices.InternalUsb1 (Read or Write).....	401
BIOS.IntegratedDevices.InternalUsb2 (Read or Write).....	402
BIOS.IntegratedDevices.loatEngine (Read or Write).....	402
BIOS.IntegratedDevices.IONonPostedPrefetch.....	402
BIOS.IntegratedDevices.MmioAbove4GB (Read or Write).....	403
BIOS.IntegratedDevices.OsWatchdogTimer (Read or Write).....	403
BIOS.IntegratedDevices.SriovGlobalEnable (Read or Write).....	403
BIOS.IntegratedDevices.UsbPorts (Read or Write).....	404
BIOS.EmbServerMgmt.....	404
BIOS.EmbServerMgmt.FrontLcd (Read or Write).....	404
BIOS.EmbServerMgmt.UserLcdStr (Read or Write).....	404
BIOS.MemSettings.....	404
BIOS.MemSettings.MemLowPower (Read or Write).....	405
BIOS.MemSettings.MemOpMode (Read or Write).....	405
BIOS.MemSettings.MemOptimizer (Read or Write).....	405
BIOS.MemSettings.MemOpVoltage (Read Only).....	406
BIOS.MemSettings.MemTest (Read or Write).....	406
BIOS.MemSettings.NodeInterleave (Read or Write).....	406
BIOS.MemSettings.RedundantMem (Read or Write).....	406
BIOS.MemSettings.RedundantMemCfgValid (Read or Write).....	407
BIOS.MemSettings.RedundantMemInUse (Read Only).....	407
BIOS.MemSettings.Serialdbgout (Read or Write).....	407
BIOS.MemSettings.SnoopMode.....	408
BIOS.MemSettings.SysMemSize (Read or Write).....	408
BIOS.MemSettings.SysMemSpeed (Read or Write).....	408
BIOS.MemSettings.SysMemType (Read or Write).....	409
BIOS.MemSettings.SysMemVolt (Read or Write).....	409

BIOS.MemSettings.VideoMem (Read or Write).....	409
BIOS.MiscSettings.....	409
BIOS.MiscSettings.AssetTag (Read or Write).....	409
BIOS.MiscSettings.ErrPrompt (Read or Write).....	410
BIOS.MiscSettings.InSystemCharacterization (Read or Write).....	410
BIOS.MiscSettings.NumLock (Read or Write).....	410
BIOS.MiscSettings.ReportKbdErr (Read or Write).....	411
BIOS.MiscSettings.SystemUefiShell (Read or Write).....	411
BIOS.MiscSettings.SysMgmtNVByte1 (Read or Write).....	411
BIOS.MiscSettings.SysMgmtNVByte2 (Read or Write).....	411
BIOS.MiscSettings.SystemUefiShell (Read or Write).....	412
BIOS.MiscSettings.Forcelnt10 (Read or Write).....	412
BIOS.NetworkSettings.....	412
BIOS.NetworkSettings.PxeDevnEnDis (Read or Write).....	412
BIOS.OneTimeBoot.....	413
BIOS.OneTimeBoot.OneTimeBootMode (Read or Write).....	413
BIOS.OneTimeBoot.OneTimeBootSeqDev (Read or Write).....	413
BIOS.OneTimeBoot.OneTimeCustomBootStr (Read or Write).....	413
BIOS.OneTimeBoot.OneTimeHddSeqDev (Read or Write).....	414
BIOS.OneTimeBoot.OneTimeUefiBootSeqDev (Read or Write).....	414
BIOS.ProcSettings.....	414
BIOS.ProcSettings.CorePerfBoost (Read or Write).....	414
BIOS.ProcSettings.DataReuse (Read or Write).....	415
BIOS.ProcSettings.DculpPrefetcher (Read or Write).....	415
BIOS.ProcSettings.DcuStreamerPrefetcher (Read or Write).....	415
BIOS.ProcSettings.DmaVirtualization (Read or Write).....	415
BIOS.ProcSettings.DynamicCoreAllocation (Read or Write).....	416
BIOS.ProcSettings.LogicalProc (Read or Write).....	416
BIOS.ProcSettings.PerfMonitorDevices (Read or Write).....	416
BIOS.ProcSettings.Proc1Brand (Read or Write).....	417
BIOS.ProcSettings.Proc1ControlledTurbo (Read or Write).....	417
BIOS.ProcSettings.Proc1Id (Read or Write).....	417
BIOS.ProcSettings.Proc1L2Cache (Read or Write).....	418
BIOS.ProcSettings.Proc1L3Cache (Read or Write).....	418
BIOS.ProcSettings.Proc1NumCores (Read or Write).....	418
BIOS.ProcSettings.Proc2Brand (Read or Write).....	418
BIOS.ProcSettings.Proc2ControlledTurbo (Read or Write).....	419
BIOS.ProcSettings.Proc2Cores.....	419
BIOS.ProcSettings.Proc2Id (Read or Write).....	419
BIOS.ProcSettings.Proc2L2Cache (Read or Write).....	420
BIOS.ProcSettings.Proc2L3Cache (Read or Write).....	420
BIOS.ProcSettings.Proc3Brand (Read or Write).....	420
BIOS.ProcSettings.Proc3ControlledTurbo (Read or Write).....	420
BIOS.ProcSettings.Proc2NumCores (Read or Write).....	421
BIOS.ProcSettings.Proc3Cores.....	421
BIOS.ProcSettings.Proc3Id (Read or Write).....	421
BIOS.ProcSettings.Proc3L2Cache (Read or Write).....	422
BIOS.ProcSettings.Proc3L3Cache (Read or Write).....	422
BIOS.ProcSettings.Proc3NumCores (Read or Write).....	422
BIOS.ProcSettings.Proc4Brand (Read or Write).....	422

BIOS.ProcSettings.Proc4ControlledTurbo (Read or Write).....	423
BIOS.ProcSettings.Proc4Cores.....	423
BIOS.ProcSettings.Proc4Id (Read or Write).....	423
BIOS.ProcSettings.Proc4L2Cache (Read or Write).....	424
BIOS.ProcSettings.Proc4L3Cache (Read or Write).....	424
BIOS.ProcSettings.Proc4NumCores (Read or Write).....	424
BIOS.ProcSettings.Proc64bit (Read or Write).....	424
BIOS.ProcSettings.ProcAdjCacheLine (Read or Write).....	425
BIOS.ProcSettings.ProcBusSpeed (Read or Write).....	425
BIOS.ProcSettings.ProcConfigTdp (Read or Write).....	425
BIOS.ProcSettings.ProcCores (Read or Write).....	426
BIOS.ProcSettings.ProcCoreSpeed (Read or Write).....	426
BIOS.ProcSettings.ProcDramPrefetcher (Read or Write).....	426
BIOS.ProcSettings.ProcExecuteDisable (Read or Write).....	427
BIOS.ProcSettings.ProcHpcMode (Read or Write).....	427
BIOS.ProcSettings.ProcHtAssist (Read or Write).....	427
BIOS.ProcSettings.ProcHwPrefetcher (Read or Write).....	427
BIOS.ProcSettings.ProcHyperTransport (Read or Write).....	428
BIOS.ProcSettings.ProcSoftwarePrefetcher (Read or Write).....	428
BIOS.ProcSettings.ProcVirtualization (Read or Write).....	428
BIOS.ProcSettings.ProcX2Apic (Read or Write).....	429
BIOS.ProcSettings.QpiBandwidthPriority (Read or Write).....	429
BIOS.ProcSettings.QpiSpeed (Read or Write).....	429
BIOS.ProcSettings.RtidSetting (Read or Write).....	430
BIOS.ProxyAttributes.....	430
BIOS.ProxyAttributes.EmbNicPortnBootproto (Read or Write).....	430
BIOS.ProxyAttributes.IntNic1PortnBootproto (Read or Write).....	430
BIOS.PxeDev1Settings.....	431
BIOS.PxeDev1Settings.PxeDevnInterface (Read or Write).....	431
BIOS.PxeDev1Settings.PxeDevnProtocol (Read or Write).....	431
BIOS.PxeDev1Settings.PxeDevnVlanEnDis (Read or Write).....	431
BIOS.PxeDev1Settings.PxeDevnVlanId (Read or Write).....	432
BIOS.PxeDev1Settings.PxeDevnVlanPriority (Read or Write).....	432
BIOS.SataSettings.....	432
BIOS.SataSettings.eSataPort1 (Read or Write).....	432
BIOS.SataSettings.eSataPort1Capacity (Read or Write).....	433
BIOS.SataSettings.eSataPort1DriveType (Read or Write).....	433
BIOS.SataSettings.eSataPort1Model (Read or Write).....	433
BIOS.SataSettings.SataPortA (Read or Write).....	433
BIOS.SataSettings.SataPortACapacity (Read or Write).....	434
BIOS.SataSettings.SataPortADriveType (Read or Write).....	434
BIOS.SataSettings.SataPortAModel (Read or Write).....	434
BIOS.SataSettings.SataPortB (Read or Write).....	435
BIOS.SataSettings.SataPortBCapacity (Read or Write).....	435
BIOS.SataSettings.SataPortBDriveType (Read or Write).....	435
BIOS.SataSettings.SataPortBModel (Read or Write).....	435
BIOS.SataSettings.SataPortC (Read or Write).....	436
BIOS.SataSettings.SataPortCCapacity (Read or Write).....	436
BIOS.SataSettings.SataPortCDriveType (Read or Write).....	436
BIOS.SataSettings.SataPortCModel (Read or Write).....	437

BIOS.SataSettings.SataPortD (Read or Write).....	437
BIOS.SataSettings.SataPortDCapacity (Read or Write).....	437
BIOS.SataSettings.SataPortDDriveType (Read or Write).....	437
BIOS.SataSettings.SataPortDModel (Read or Write).....	438
BIOS.SataSettings.SataPortE (Read or Write).....	438
BIOS.SataSettings.SataPortECapacity (Read or Write).....	438
BIOS.SataSettings.SataPortEDriveType (Read or Write).....	439
BIOS.SataSettings.SataPortEModel (Read or Write).....	439
BIOS.SataSettings.SataPortF (Read or Write).....	439
BIOS.SataSettings.SataPortFCapacity (Read or Write).....	439
BIOS.SataSettings.SataPortFDriveType (Read or Write).....	440
BIOS.SataSettings.SataPortFModel (Read or Write).....	440
BIOS.SataSettings.SataPortG (Read or Write).....	440
BIOS.SataSettings.SataPortGCapacity (Read or Write).....	441
BIOS.SataSettings.SataPortGDriveType (Read or Write).....	441
BIOS.SataSettings.SataPortGModel (Read or Write).....	441
BIOS.SataSettings.SataPortH (Read or Write).....	441
BIOS.SataSettings.SataPortHCapacity (Read or Write).....	442
BIOS.SataSettings.SataPortHDriveType (Read or Write).....	442
BIOS.SataSettings.SataPortHModel (Read Only).....	442
BIOS.SataSettings.SataPortI (Read or Write).....	443
BIOS.SataSettings.SataPortICapacity (Read or Write).....	443
BIOS.SataSettings.SataPortIDriveType (Read or Write).....	443
BIOS.SataSettings.SataPortIModel (Read or Write).....	443
BIOS.SataSettings.SataPortJ (Read or Write).....	444
BIOS.SataSettings.SataPortJCapacity (Read or Write).....	444
BIOS.SataSettings.SataPortJDriveType (Read or Write).....	444
BIOS.SataSettings.SataPortJModel (Read or Write).....	445
BIOS.SataSettings.SecurityFreezeLock (Read or Write).....	445
BIOS.SerialCommSettings.....	445
BIOS.SerialCommSettings.ConTermType (Read or Write).....	445
BIOS.SerialCommSettings.ExtSerialConnector (Read or Write).....	446
BIOS.SerialCommSettings.FailSafeBaud (Read or Write).....	446
BIOS.SerialCommSettings.RedirAfterBoot (Read or Write).....	446
BIOS.SerialCommSettings.SerialComm (Read or Write).....	447
BIOS.SerialCommSettings.SerialPortAddress (Read or Write).....	447
BIOS.SlotDisablement.....	447
BIOS.SlotDisablement.Slot1 (Read or Write).....	447
BIOS.SlotDisablement.Slot2 (Read or Write).....	448
BIOS.SlotDisablement.Slot3 (Read or Write).....	448
BIOS.SlotDisablement.Slot4 (Read or Write).....	448
BIOS.SlotDisablement.Slot5 (Read or Write).....	449
BIOS.SlotDisablement.Slot6 (Read or Write).....	449
BIOS.SlotDisablement.Slot7 (Read or Write).....	449
BIOS.SlotDisablement.Slot8 (Read or Write).....	450
BIOS.SlotDisablement.Slot9 (Read or Write).....	450
BIOS.SlotDisablement.Slot10 (Read or Write).....	450
BIOS.SysInformation.....	451
BIOS.SysInformation.SysMfrContactInfo (Read or Write).....	451
BIOS.SysInformation.SystemBiosVersion (Read or Write).....	451

BIOS.SysInformation.SystemCpldVersion (Read or Write).....	452
BIOS.SysInformation.SystemManufacturer (Read or Write).....	452
BIOS.SysInformation.SystemModelName (Read or Write).....	452
BIOS.SysInformation.SystemServiceTag (Read or Write).....	452
BIOS.SysInformation.UefiComplianceVersion (Read or Write).....	453
BIOS.SysProfileSettings.....	453
BIOS.SysProfileSettings.CollaborativeCpuPerfCtrl (Read/Write).....	453
BIOS.SysProfileSettings.EnergyEfficientTurbo (Read or Write).....	453
BIOS.SysProfileSettings.EnergyPerformanceBias (Read or Write).....	454
BIOS.SysProfileSettings.MemFrequency (Read or Write).....	454
BIOS.SysProfileSettings.MemPatrolScrub (Read or Write).....	454
BIOS.SysProfileSettings.MemPwrMgmt (Read or Write).....	455
BIOS.SysProfileSettings.MemRefreshRate (Read or Write).....	455
BIOS.SysProfileSettings.MemVolt (Read or Write).....	455
BIOS.SysProfileSettings.MonitorMwait (Read or Write).....	456
BIOS.SysProfileSettings.PowerDelivery (Read or Write).....	456
BIOS.SysProfileSettings.ProcC1E (Read or Write).....	456
BIOS.SysProfileSettings.ProcCStates (Read or Write).....	456
BIOS.SysProfileSettings.ProcPwrPerf (Read or Write).....	457
BIOS.SysProfileSettings.PowerSaver (Read or Write).....	457
BIOS.SysProfileSettings.ProcTurboMode (Read or Write).....	457
BIOS.SysProfileSettings.SysProfile (Read or Write).....	458
BIOS.SysProfileSettings.TpmCommand (Read or Write).....	458
BIOS.SysProfileSettings.UncoreFrequency (Read or Write).....	459
BIOS.SysProfileSettings.WriteDataCrc.....	459
BIOS.SysSecurity.....	459
BIOS.SysSecurity.AcPwrRcvry (Read or Write).....	459
BIOS.SysSecurity.AcPwrRcvryDelay (Read or Write).....	460
BIOS.SysSecurity.AcPwrRcvryUserDelay (Read or Write).....	460
BIOS.SysSecurity.Aesni (Read or Write).....	460
BIOS.SysSecurity.BiosUpdateControl (Read or Write).....	461
BIOS.SysSecurity.IntelTxt (Read or Write).....	461
BIOS.SysSecurity.NmiButton (Read or Write).....	461
BIOS.SysSecurity.PasswordStatus (Read or Write).....	462
BIOS.SysSecurity.PwrButton (Read or Write).....	462
BIOS.SysSecurity.SecureBoot (Read or Write).....	462
BIOS.SysSecurity.SetupPassword (Read or Write).....	463
BIOS.SysSecurity.SHA256SetupPassword (Read or Write).....	463
BIOS.SysSecurity.SHA256SetupPasswordSalt (Read or Write).....	463
BIOS.SysSecurity.SHA256SystemPassword (Read or Write).....	464
BIOS.SysSecurity.SysPassword (Read or Write).....	464
BIOS.SysSecurity.SHA256SystemPasswordSalt (Read or Write).....	464
BIOS.SysSecurity.SignedFirmwareUpdate (Read or Write).....	465
BIOS.SysSecurity.TcmActivation (Read or Write).....	465
BIOS.SysSecurity.TcmClear (Read or Write).....	465
BIOS.SysSecurity.TcmSecurity (Read or Write).....	465
BIOS.SysSecurity.TpmActivation (Read or Write).....	466
BIOS.SysSecurity.TpmClear (Read or Write).....	466
BIOS.SysSecurity.TpmFirmware.....	466
BIOS.SysSecurity.TpmPpiBypassClear.....	467

BIOS.SysSecurity.TpmPpiBypassProvision.....	467
BIOS.SysSecurity.TpmSecurity (Read or Write).....	467
BIOS.SysSecurity.TPMStatus (Read Only).....	468
BIOS.UefiBootSettings.....	468
BIOS.UefiBootSettings.UefiBootSeq (Read or Write).....	468
BIOS.UefiBootSettings.UefiPxelpVersion (Read or Write).....	468
FC.FCDevice.....	468
FC.FCDevice.BusDeviceFunction (Read Only).....	469
FC.FCDevice.ChipMdl (Read Only).....	469
FC.FCDevice.EFIVersion (Read Only).....	469
FC.FCDevice.FamilyVersion (Read Only).....	469
FC.FCDevice.PCIDeviceID (Read Only).....	470
FC.FCTarget.....	470
FC.FCTarget.BootScanSelection (Read or Write).....	470
FC.FCTarget.FirstFCTargetLUN (Read or Write).....	470
FC.FCTarget.FirstFCTargetWWPN (Read or Write).....	471
FC.FCTarget.SecondFCTargetLUN (Read or Write).....	471
FC.FCTarget.SecondFCTargetWWPN (Read or Write).....	471
FC.HBAConfig.....	471
FC.HBAConfig.FCTape (Read or Write).....	471
FC.HBAConfig.FabricLoginTimeout (Read or Write).....	472
FC.HBAConfig.FabricLoginRetryCount (Read or Write).....	472
FC.HBAConfig.FramePayloadSize (Read or Write).....	472
FC.HBAConfig.HardZone (Read or Write).....	472
FC.HBAConfig.HardZoneAddress (Read or Write).....	473
FC.HBAConfig.LinkDownTimeout (Read or Write).....	473
FC.HBAConfig.LoopResetDelay (Read or Write).....	473
FC.HBAConfig.PortDownRetryCount (Read or Write).....	473
FC.HBAConfig.PortDownTimeout (Read or Write).....	474
FC.HBAConfig.PortLoginRetryCount (Read or Write).....	474
FC.HBAConfig.PortLoginTimeout (Read or Write).....	474
FC.PortConfig.....	474
FC.PortConfig.DeviceName (Read Only).....	475
FC.PortConfig.FCDevice (Read Only).....	475
FC.PortConfig.FCTarget (Read Only).....	475
FC.PortConfig.HBAConfig (Read Only).....	475
FC.PortConfig.PortNumber (Read Only).....	476
FC.PortConfig.PortSpeed (Read or Write).....	476
FC.PortConfig.VirtualWWN (Read or Write).....	476
FC.PortConfig.VirtualWWPN (Read or Write).....	476
FC.PortConfig.WWN (Read Only).....	477
FC.PortConfig.WWPN (Read Only).....	477
NIC.ConfigureForm.....	477
NIC.ConfigureFormn.BusDeviceFunction (Read Only).....	477
NIC.ConfigureFormn.MacAddr (Read Only).....	478
NIC.ConfigureFormn.FIPMacAddr (Read Only).....	478
NIC.ConfigureFormn.IscsiMacAddr (Read Only).....	478
NIC.ConfigureFormn.iScsiOffloadMode (Read or Write).....	478
NIC.ConfigureFormn.FCoEOffloadMode (Read or Write).....	479
NIC.ConfigureFormn.NicMode (Read or Write).....	479

NIC.ConfigureFormn.PCIDeviceID (Read Only).....	479
NIC.ConfigureFormn.WWN (Read Only).....	479
NIC.ConfigureFormn.WWPN (Read Only).....	480
NIC.ConfigureFormn.VirtWWN (Read or Write).....	480
NIC.ConfigureFormn.VirtWWPN (Read or Write).....	480
NIC.ConfigureFormn.VirtMacAddr (Read or Write).....	480
NIC.ConfigureFormn.VirtIscsiMacAddr (Read or Write).....	481
NIC.ConfigureFormn.VirtFIPMacAddr (Read or Write).....	481
NIC.VndrConfigGroup.BusDeviceFunction (Read Only).....	481
NIC.DCBSSettings.....	481
NIC.DCBSSettings.CongestionNotification (Read Only).....	481
NIC.DCBSSettings.DCBExchangeProtocol (Read Only).....	482
NIC.DCBSSettings.EnhancedTransmissionSelection (Read Only).....	482
NIC.DCBSSettings.PriorityFlowControl (Read Only).....	482
NIC.DeviceLevelConfig.....	483
NIC.DeviceLevelConfig.EVBModesSupport (Read Only).....	483
NIC.DeviceLevelConfig.FlowControlSetting (Read or Write).....	483
NIC.DeviceLevelConfig.NParEP (Read or Write).....	483
NIC.DeviceLevelConfig.SRIOVSupport (Read Only).....	484
NIC.DeviceLevelConfig.VirtualizationMode (Read or Write).....	484
NIC.FCOECapabilities.....	484
NIC.FCOECapabilities.AddressingMode (Read Only).....	484
NIC.FCOECapabilities.MaxFrameSize (Read Only).....	485
NIC.FCOECapabilities.MaxIOsPerSession (Read Only).....	485
NIC.FCOECapabilities.MaxNPIVPerPort (Read Only).....	485
NIC.FCOECapabilities.MaxNumberExchanges (Read Only).....	485
NIC.FCOECapabilities.MaxNumberLogins (Read Only).....	486
NIC.FCOECapabilities.MaxNumberOfFCTargets (Read Only).....	486
NIC.FCOECapabilities.MaxNumberOutStandingCommands (Read Only).....	486
NIC.FCOECapabilities.MTUReconfigurationSupport (Read Only).....	487
NIC.FCoEConfiguration.....	487
NIC.FCoEConfiguration.ConnectFirstFCoETarget (Read or Write).....	487
NIC.FCoEConfiguration.BootOrderFirstFCoETarget (Read or Write).....	487
NIC.FCoEConfiguration.BootOrderFourthFCoETarget (Read or Write).....	488
NIC.FCoEConfiguration.BootOrderSecondFCoETarget (Read or Write).....	488
NIC.FCoEConfiguration.BootOrderThirdFCoETarget (Read or Write).....	488
NIC.FCoEConfiguration.FirstFCoEBootTargetLUN (Read or Write).....	489
NIC.FCoEConfiguration.FirstFCoEFCVLANID (Read or Write).....	489
NIC.FCoEConfiguration.FirstFCoEWWPNTarget (Read or Write).....	489
NIC.FCoEConfiguration.MTUParams (Read or Write).....	490
NIC.FCoEGenParams.....	490
NIC.FCoEGenParams.FCoEBootScanSelection (Read or Write).....	490
NIC.FCoEGenParams.FCoEFabricDiscoveryRetryCnt (Read or Write).....	490
NIC.FCoEGenParams.FCoEFirstHddTarget (Read or Write).....	491
NIC.FCoEGenParams.FCoELnkUpDelayTime (Read or Write).....	491
NIC.FCoEGenParams.FCoELunBusyRetryCnt (Read or Write).....	491
NIC.FCoEGenParams.FCoETgtBoot (Read or Write).....	492
NIC.FrmwImgMenu.....	492
NIC.FrmwImgMenu.ControllerBIOSVersion (Read Only).....	492
NIC.FrmwImgMenu.EFIVersion (Read Only).....	492

NIC.FrmwlmngMenu.FamilyVersion (Read Only).....	493
NIC.GlobalBandwidthAllocation.....	493
NIC.GlobalBandwidthAllocation.MaxBandwidth (Read or Write).....	493
NIC.GlobalBandwidthAllocation.MinBandwidth (Read or Write).....	493
NIC.IscsiFirstTgtParams.....	494
NIC.IscsiFirstTgtParams.AddressingMode (Read or Write).....	494
NIC.IscsiFirstTgtParams.ConnectFirstTgt (Read or Write).....	494
NIC.IscsiFirstTgtParams.FirstTgtBootLun (Read or Write).....	494
NIC.IscsiFirstTgtParams.FirstTgtChapId (Read or Write).....	495
NIC.IscsiFirstTgtParams.FirstTgtChapPwd (Password).....	495
NIC.IscsiFirstTgtParams.FirstTgtIpAddress (Read or Write).....	495
NIC.IscsiFirstTgtParams.FirstTgtIpVer (Read or Write).....	495
NIC.IscsiFirstTgtParams.FirstTgtIscsiName (Read or Write).....	496
NIC.IscsiFirstTgtParams.FirstTgtTcpPort (Read or Write).....	496
NIC.IscsiGenParams.....	496
NIC.IscsiGenParams.ChapAuthEnable (Read or Write).....	496
NIC.IscsiGenParams.ChapMutualAuth (Read or Write).....	497
NIC.IscsiGenParams.DhcpVendId (Read or Write).....	497
NIC.IscsiGenParams.FirstHddTarget (Read or Write).....	497
NIC.IscsiGenParams.IpAutoConfig (Read or Write).....	498
NIC.IscsiGenParams.IpVer (Read or Write).....	498
NIC.IscsiGenParams.IscsiTgtBoot (Read or Write).....	498
NIC.IscsiGenParams.IscsiViaDHCP (Read or Write).....	499
NIC.IscsiGenParams.IscsiVLanId (Read or Write).....	499
NIC.IscsiGenParams.IscsiVLanMode (Read or Write).....	499
NIC.IscsiGenParams.LnkUpDelayTime (Read or Write).....	499
NIC.IscsiGenParams.LunBusyRetryCnt (Read or Write).....	500
NIC.IscsiGenParams.TcpIpViaDHCP (Read or Write).....	500
NIC.IscsiGenParams.TcpTimestmp (Read or Write).....	500
NIC.IscsiGenParams.WinHbaBootMode (Read or Write).....	501
NIC.IscsilniatorParams.....	501
NIC.IscsilniatorParams.IscsilniatorChapId (Read or Write).....	501
NIC.IscsilniatorParams.IscsilniatorChapPwd (Read or Write).....	501
NIC.IscsilniatorParams.IscsilniatorGateway (Read or Write).....	502
NIC.IscsilniatorParams.IscsilniatorIpAddr (Read or Write).....	502
NIC.IscsilniatorParams.IscsilniatorName (Read or Write).....	502
NIC.IscsilniatorParams.IscsilniatorPrimDns (Read or Write).....	503
NIC.IscsilniatorParams.IscsilniatorSecDns (Read or Write).....	503
NIC.IscsilniatorParams.IscsilniatorSubnet (Read or Write).....	503
NIC.IscsilniatorParams.IscsilniatorSubnetPrefix (Read or Write).....	504
NIC.IscsiSecondaryDeviceParams.....	504
NIC.IscsiSecondaryDeviceParams.SecondaryDeviceMacAddr (Read or Write).....	504
NIC.IscsiSecondaryDeviceParams.UseIIndTgtName (Read or Write).....	504
NIC.IscsiSecondaryDeviceParams.UseIIndTgtPortal (Read or Write).....	505
NIC.IscsiSecondTgtParams.....	505
NIC.IscsiSecondTgtParams.ConnectSecondTgt (Read or Write).....	505
NIC.IscsiSecondTgtParams.SecondTgtBootLun (Read or Write).....	505
NIC.IscsiSecondTgtParams.SecondTgtChapId (Read or Write).....	506
NIC.IscsiSecondTgtParams.SecondTgtChapPwd (Read or Write).....	506
NIC.IscsiSecondTgtParams.SecondTgtIpAddress (Read or Write).....	506

NIC.IscsiSecondTgtParams.SecondTgtIpVer (Read or Write).....	507
NIC.IscsiSecondTgtParams.SecondTgtIscsiName (Read or Write).....	507
NIC.IscsiSecondTgtParams.SecondTgtTcpPort (Read or Write).....	507
NIC.NICConfig.....	507
NIC.NICConfig.BannerMessageTimeout (Read or Write).....	508
NIC.NICConfig.BootOptionROM (Read or Write).....	508
NIC.NICConfig.BootRetryCnt (Read or Write).....	508
NIC.NICConfig.BootStrapType (Read or Write).....	508
NIC.NICConfig.HideSetupPrompt (Read or Write).....	509
NIC.NICConfig.LegacyBootProto (Read or Write).....	509
NIC.NICConfig.LnkSpeed (Read or Write).....	509
NIC.NICConfig.NumberVFAdvertised (Read or Write).....	510
NIC.NICConfig.VLanId (Read or Write).....	510
NIC.NICConfig.VLanMode (Read or Write).....	510
NIC.NICPartitioningConfig.....	511
NIC.NICPartitioningConfig.NicPartitioning (Read or Write).....	511
NIC.NICPartitioningConfig.ConfigureFormn (Read Only).....	511
NIC.NICPartitioningConfig.PartitionState (Read Only).....	511
NIC.NICPartitioningConfig.NumberPCIEFunctionsEnabled (Read Only).....	512
NIC.NICPartitioningConfig.NumberPCIEFunctionsSupported (Read Only).....	512
NIC.VndrConfigGroup.....	512
NIC.VndrConfigGroup.BusDeviceFunction (Read Only).....	512
NIC.VndrConfigGroup.BlnkLeds (Read or Write).....	513
NIC.VndrConfigGroup.ChipMdl (Read Only).....	513
NIC.VndrConfigGroup.EnergyEfficientEthernet (Read Only).....	513
NIC.VndrConfigGroup.DCBXSupport (Read Only).....	513
NIC.VndrConfigGroup.DeviceName (Read Only).....	514
NIC.VndrConfigGroup.FCoEBootSupport (Read Only).....	514
NIC.VndrConfigGroup.FCoEOffloadMode (Read or Write).....	514
NIC.VndrConfigGroup.FCoEOffloadSupport (Read Only).....	515
NIC.VndrConfigGroup.FeatureLicensingSupport (Read Only).....	515
NIC.VndrConfigGroup.FIPMacAddr (Read Only).....	515
NIC.VndrConfigGroup.FlexAddressing (Read Only).....	515
NIC.VndrConfigGroup.iSCSIBootSupport (Read Only).....	516
NIC.VndrConfigGroup.ISCSIMacAddr (Read Only).....	516
NIC.VndrConfigGroup.iSCSIOffloadMode (Read or Write).....	516
NIC.VndrConfigGroup.iSCSIOffloadSupport (Read Only).....	516
NIC.VndrConfigGroup.LinkStatus (Read Only).....	517
NIC.VndrConfigGroup.MacAddr (Read Only).....	517
NIC.VndrConfigGroup.NicMode (Read or Write).....	517
NIC.VndrConfigGroup.NicPartitioningSupport (Read Only).....	518
NIC.VndrConfigGroup.NWManagementPassThrough (Read Only).....	518
NIC.VndrConfigGroup.OnChipThermalSensor (Read Only).....	518
NIC.VndrConfigGroup.OSBMCMManagementPassThrough (Read Only).....	518
NIC.VndrConfigGroup.PCIDeviceID (Read Only).....	519
NIC.VndrConfigGroup.PXEBootSupport (Read Only).....	519
NIC.VndrConfigGroup.RemotePHY (Read Only).....	519
NIC.VndrConfigGroup.RXFlowControl (Read Only).....	520
NIC.VndrConfigGroup.TOESupport (Read Only).....	520
NIC.VndrConfigGroup.TXBandwidthControlMaximum (Read Only).....	520

NIC.VndrConfigGroup.TXBandwidthControlMinimum (Read Only).....	520
NIC.VndrConfigGroup.TXFlowControl (Read Only).....	521
NIC.VndrConfigGroup.VirtFIPMacAddr (Read or Write).....	521
NIC.VndrConfigGroup.VirtIscsiMacAddr (Read or Write).....	521
NIC.VndrConfigGroup.VirtMacAddr (Read or Write).....	522
NIC.VndrConfigGroup.VirtualLinkControl (Read or Write).....	522
NIC.VndrConfigGroup.VirtWWN (Read or Write).....	522
NIC.VndrConfigGroup.VirtWWPN (Read or Write).....	522
NIC.VndrConfigGroup.WWN (Read Only).....	523
NIC.VndrConfigGroup.WWPN (Read Only).....	523
Storage.Controller.....	523
Storage.Controller.BackgroundInitializationRate (Read or Write).....	523
Storage.Controller.BatteryLearnMode (Read Only).....	524
Storage.Controller.CheckConsistencyMode (Read or Write).....	524
Storage.Controller.CheckConsistencyRate (Read or Write).....	524
Storage.Controller.ControllerBootMode (Read or Write).....	524
Storage.Controller.CopybackMode (Read or Write).....	525
Storage.Controller.CurrentControllerMode (Read or Write).....	525
Storage.Controller.EnhancedAutoImportForeignConfig (Read or Write).....	525
Storage.Controller.PatrolReadMode (Read or Write).....	526
Storage.Controller.PatrolReadRate (Read or Write).....	526
Storage.Controller.PatrolReadUnconfiguredArea (Read or Write).....	526
Storage.Controller.PersistHotspare (Read or Write).....	526
Storage.Controller.PossibleloadBalancedMode (Read or Write).....	527
Storage.Controller.RebuildRate (Read or Write).....	527
Storage.Controller.ReconstructRate (Read or Write).....	527
Storage.Controller.RequestedControllerMode (Read Only).....	528
Storage.Controller.SupportControllerBootMode (Read Only).....	528
Storage.Controller.SupportEnhancedAutoForeignImport (Read Only).....	528
Storage.Controller.SupportRAID10UnevenSpans (Read Only).....	529
Storage.Controller.T10PICapability (Read Only).....	529
Storage.enclosure.....	529
Storage.enclosure.AssetName.....	529
Storage.enclosure.AssetTag.....	529
Storage.enclosure.BackplaneCurrentMode (Read Only).....	530
Storage.enclosure.BackplaneRequestedMode (Read or Write).....	530
Storage.enclosure.BackplaneType (Read Only).....	530
Storage.enclosure.supportedSplitModes(Read Only).....	530
Storage.PhysicalDisk.....	531
Storage.PhysicalDisk.BlockSizeInBytes (Read Only).....	531
Storage.PhysicalDisk.MaxCapableSpeed (Read Only).....	531
Storage.PhysicalDisk.RaidNominalMediumRotationRate (Read Only).....	531
Storage.PhysicalDisk.RaidType.....	532
Storage.PhysicalDisk.T10PICapability (Read Only).....	532
Storage.VirtualDisk.....	532
Storage.VirtualDisk.BlockSizeInBytes (Read Only).....	532
Storage.VirtualDisk.DiskCachePolicy (Read or Write).....	533
Storage.VirtualDisk.ReadPolicy (Read or Write).....	533
Storage.VirtualDisk.T10PIStatus (Read or Write).....	533
Storage.VirtualDisk.WritePolicy (Read or Write).....	534

5 New Groups and Objects for 14th generation of PowerEdge servers.....	535
6 Legacy and New Groups and Objects.....	537
cfgSSADRoleGroupPrivilege (Read or Write).....	547
7 Deprecated and New Subcommands.....	548

Introduction

This document provides information about the RACADM subcommands, supported RACADM interfaces, and property database groups and object definitions for iDRAC for the Dell EMC servers.

Topics:

- [New in this release](#)
- [Supported RACADM Interfaces](#)
- [RACADM Syntax Usage](#)
- [Unsupported RACADM Subcommands](#)
- [Proxy parameters](#)
- [Other Documents You May Need](#)
- [Accessing documents from Dell support site](#)
- [Contacting Dell](#)

New in this release

- Added support for Dell EMC OpenManage Secure Enterprise Key Manager with the new `SEKM` subcommand.

Supported RACADM Interfaces

The RACADM command-line utility provides a scriptable interface that allows you to locally or remotely configure your iDRAC. The utility runs on the management station and the managed system. The RACADM utility is available on the *Dell OpenManage Systems Management and Documentation DVD* or at www.dell.com/support.

The RACADM utility supports the following interfaces:

- **Local**—Supports running RACADM commands from the managed server's operating system. To run local RACADM commands, install the OpenManage software on the managed server. Only one instance of Local RACADM can be executed on a system at a time. If you try to open another instance, an error message is displayed and the second instance of Local RACADM closes immediately. To download the local RACADM tool from www.dell.com/support, select **Drivers and Downloads**, select a server, and then select **Systems Management > Dell Toolkit**.

NOTE: Local RACADM and local RACADM proxy runs with root user privilege.

- **SSH or Telnet**—Also known as Firmware RACADM. Firmware RACADM is accessible by logging in to iDRAC using SSH or Telnet. Similar to Remote RACADM, at the RACADM prompt, directly run the commands without the RACADM prefix.
- **Remote**—Supports running RACADM commands from a remote management station such as a laptop or desktop. To run Remote RACADM commands, install the DRAC Tools utility from the OpenManage software on the remote computer. To run Remote RACADM commands:
 - Formulate the command as a SSH or Telnet RACADM command.

NOTE: You must have administrator privileges to run RACADM commands using Remote RACADM.

For more information about the options, see [RACADM Subcommand Details](#). To download the local RACADM tool, go to www.dell.com/poweredgemanuals, select the desired server, and then click **Drivers & downloads**.

RACADM Syntax Usage

The following section describes the syntax usage for SSH or Telnet, and Remote RACADM.

SSH, Telnet, or Remote RACADM

```
racadm -r <racIPAddr> -u username -p password <subcommand>
```

```
racadm -r <racIPAddr> -u username -p password getconfig -g <group name> -o <object name>
```

```
racadm <subcommand>
```

Example

```
racadm getsysinfo
```

```
racadm -r 192.168.0.2 -u username -p xxx getsysinfo
```

```
racadm -r 192.168.0.2 -u username -p xxx getconfig -g cfgchassispower
```

Remote RACADM

NOTE: By default, TLS version 1.0 is enabled on Windows 2012 R2 which is not supported on the Remote RACADM. Install the latest Windows update available, to upgrade TLS to version 1.1 or higher. Also, set the TLS version in the iDRAC .Webserver .TLSProtocol as appropriate. For more information about Windows update see, support.microsoft.com/en-us/help/3140245/update-to-enable-tls-1-1-and-tls-1-2-as-default-secure-protocols-in-wi

```
racadm -r <racIPAddr> -u <username> -p <password> <subcommand>
```

Example

```
racadm -r 192.168.0.2 -u root -p xxxx getsysinfo
Security Alert: Certificate is invalid - Certificate is not signed by Trusted Third Party
Continuing execution.
```

NOTE: The following command does not display a security error:

```
racadm -r 192.168.0.2 -u noble -p xxx getsysinfo --nocertwarn
```

The remote RACADM commands must link to the libssl library on the HOST, which corresponds to the version of OpenSSL package installed on the HOST. Perform the following steps to verify and link the library.

- Check the openssl version installed in the HOST:

```
[root@localhost ~]# openssl
OpenSSL> version
OpenSSL 1.0.1e-fips 11 Feb 2013
OpenSSL>
```

- Locate the openssl libraries are in the HOST machine (/usr/lib64/ in case of RHEL), and to check the various versions of the libraries:

```
[root@localhost ~]# ls -l /usr/lib64/libssl*
-rwxr-xr-x. 1 root root 249368 Oct 15 2013 /usr/lib64/libssl3.so
lrwxrwxrwx. 1 root root      16 Oct 29 2014 /usr/lib64/libssl.so.10 -> libssl.so.1.0.1e
-rwxr-xr-x. 1 root root 439912 Sep 27 2013 /usr/lib64/libssl.so.1.0.1e
```

- Link the library libssl.so using ln -s command to the appropriate OpenSSL version in the HOST:

```
[root@localhost ~]# ln -s /usr/lib64/libssl.so.1.0.1e /usr/lib64/libssl.so
```

- Verify if the libssl.so soft linked to libssl.so.1.0.1e:

```
[root@localhost ~]# ls -l /usr/lib64/libssl*
-rwxr-xr-x. 1 root root 249368 Oct 15 2013 /usr/lib64/libssl3.so
```

```
lrwxrwxrwx. 1 root root      27 Aug 28 13:31 /usr/lib64/libssl.so -> /usr/lib64/
libssl.so.1.0.1e
lrwxrwxrwx. 1 root root      16 Oct 29  2014 /usr/lib64/libssl.so.10 -> libssl.so.1.0.1e
-rwxr-xr-x. 1 root root 439912 Sep 27  2013 /usr/lib64/libssl.so.1.0.1e
```

Accessing Indexed-Based Device Groups and Objects

- To access any object, run the following syntax:

```
device.<group name>.[<index>].<object name>
```

- To display the supported indexes for a specified group, run:

```
racadm get device.<group name>
```

Example

```
racadm get nic.nicconfig
NIC.nicconfig.1 [Key=NIC.Integrated.1-1-1#nicconfig]
NIC.nicconfig.2 [Key=NIC.Integrated.1-2-1#nicconfig]
NIC.nicconfig.3 [Key=NIC.Integrated.1-3-1#nicconfig]
NIC.nicconfig.4 [Key=NIC.Integrated.1-4-1#nicconfig]
```

- To display the object list for the specified group, run:

```
racadm get device.<group name>.<index>
```

Example

```
racadm get nic.nicconfig.2
[Key=NIC.Integrated.1-2-1#nicconfig]
BannerMessageTimeout=5
BootStrapType=AutoDetect
HideSetupPrompt=Disabled
LegacyBootProto=NONE
LnkSpeed=AutoNeg
#VlanId=1
VlanMode=Disabled
```

- To display a single object for the specified group, run:

```
racadm get device.<group name>.<index>.<object name>
```

Example

```
racadm get nic.nicconfig.3.legacybootproto
[Key=NIC.Integrated.1-3#NICConfig]
Legacybootproto=PXE
```

RACADM Command Options

The following table lists the options for the RACADM command:

Table 1. RACADM Command Options

Option	Description
<code>-r <racIpAddr></code> <code>-r <racIpAddr> : <port number></code>	Specifies the controller's remote IP address. Use <code><port number></code> if the iDRAC port number is not the default port (443).
<code>-u <username></code>	Specifies the user name that is used to authenticate the command transaction. If the <code>-u</code> option is used, the <code>-p</code> option must be used, and the <code>-i</code> option (interactive) is not allowed.

Option	Description
-p <password>	Specifies the password used to authenticate the command transaction. If the -p option is used, the -i option is not allowed.
--nocertwarn	Does not display certificate related warning message.

NOTE: If you delete a user account using the iDRAC web interface and then use RACADM to create a new account with the same user name, you are not prompted to enter a password. However, you must manually provide a password for the account to be able to log into iDRAC using that account.

Using autocomplete feature

Use the autocomplete feature in firmware RACADM to:

- Display all the available RACADM commands in the alphabetical order on pressing the tab key at the prompt.
- View the complete list, enter the starting letter of the command at the prompt and press tab key.
- Navigate the cursor within a command, press:
 - Home key: Directs to the starting of the command.
 - End key: Directs to the end of the command.
- View the history of the commands that were run in the current session, press up and down arrow key.
- Exit the Autocomplete mode, enter `Quit`, `Exit`, or press `Ctrl+D` key.

For example:

- Example 1: `racadm> <press tab>`

```
arp
autoupdatescheduler
clearasrscreen
clearpending
closessn
clrraclog
.
.
.
.
.
.
vflashsd
vflashpartition
vmdisconnect
cd
quit
```

- Example 2: `racadm> get <press tab>`

```
get
getconfig
getled
getniccfg
getraclog
getractive
getsel
getsensorinfo
getssninfo
getsvctag
getsysinfo
gettracelog
getversion
```

- Example 3:

```
racadm> getl<press tab>
```

```
racadm> getled <press enter> or <racadm getled>
LEDState: Not-Blinking
```

- Example 4:

```
racadm>> get bios.uefiBootSettings
BIOS.UefiBootSettings
BIOS.UefiBootSettings.UefiBootSeq
BIOS.UefiBootSettings.UefiPxeIpVersion
```

NOTE: In the RACADM autocomplete mode, certain RACADM commands may not be listed inline with the platforms. In such scenarios, execute the RACADM command in the normal execution mode.

NOTE: In the RACADM autocomplete mode, type the commands directly without giving racadm as prefix.

NOTE: The RACADM get or set attributes with value length up to 512 characters are supported from autocomplete mode. If the value length is 512 characters or more, execute the RACADM command in the normal execution mode.

Lifecycle Controller Log

Lifecycle Controller logs provide the history of changes related to components installed on a managed system. You can also add work notes to each log entry.

The following events and activities are logged:

- System events
- Storage devices
- Network devices
- Configuration
- Audit
- Updates

You can view and filter logs based on the category and severity level. You can also export and add a work note to a log event.

If you initiate configuration jobs using RACADM CLI or iDRAC web interface, the Lifecycle log captures the information about the user, interface used, and the IP address of the system from which you initiate the job.

Unsupported RACADM Subcommands

The following table provides the list of RACADM subcommands which are not supported.

Table 2. Unsupported RACADM Subcommands

Subcommand	iDRAC on Blade Servers
	Telnet/SSH/Serial
krbkeytabupload	No
sslcertupload	No
sslkeyupload	No
usercontentupload	No

Proxy parameters

Some commands do not support setting the proxy parameters if the share location (-l) is HTTP/HTTPS. To perform the operation with HTTP or HTTPS through a proxy, the proxy parameters must be first configured using the lifecyclecontroller.lcattributes. Once these proxy parameters are configured, they become the part of default configuration; the proxy attributes should be cleared to end use of the HTTP/HTTPS proxy.

The valid lifecyclecontroller.lcattributes HTTP/HTTPS proxy parameters are:

- UserProxyUserName
- UserProxyPassword
- UserProxyServer
- UserProxyPort
- UserProxyType

To view the list of proxy attributes, use `racadm get lifecycleController.lcAttributes`.

 **NOTE: Squid proxy configuration is not supported to access HTTP/HTTPS shares.**

Other Documents You May Need

In addition to this guide, you can access the following guides available on the Dell Support website at www.dell.com/esmanuals. To access the documents, click the appropriate product link.

- The *Integrated Dell Remote Access Controller User's Guide* provides information about configuring and using an iDRAC to remotely manage and monitor your system and its shared resources through a network.
- The *iDRAC9 with Lifecycle Controller Attribute Registry* provides information about all attributes to perform get and set operations using RACADM interface.
- Documentation specific to your third-party management console application.
- The *Dell OpenManage Server Administrator's User's Guide* provides information about installing and using Dell OpenManage Server Administrator.
- The *Dell Update Packages User's Guide* provides information about obtaining and using Dell Update Packages as part of your system update strategy.
- The *Glossary* provides information about the terms used in this document.

The following system documents are also available to provide more information about the system in which iDRAC is installed:

- The *Hardware Owner's Manual* provides information about system features and describes how to troubleshoot the system and install or replace system components.
- Documentation for any components you purchased separately provides information to configure and install the options.
- Release notes or readme files may be included to provide last-minute updates to the system or documentation or advanced technical reference material intended for experienced users or technicians.

Updates are sometimes included with the system to describe changes to the system, software, and/or documentation. Always read the updates first because they often supersede information in other documents.

See the *Safety and Regulatory* information that is shipped with your system.

 **NOTE: Warranty information may be included within this document or as a separate document.**


Accessing documents from Dell support site

You can access the required documents in one of the following ways:

- Using the following links:
 - For all Enterprise Systems Management documents — www.dell.com/esmanuals
 - For OpenManage documents — www.dell.com/openmanagemanuals
 - For iDRAC and Lifecycle Controller documents — www.dell.com/idracmanuals
 - For OpenManage Connections Enterprise Systems Management documents — www.dell.com/omconnectionsclient
 - For Serviceability Tools documents — www.dell.com/ServiceabilityTools
 - For Client Command Suite Systems Management documents — www.dell.com/DellClientCommandSuiteManuals
- From the Dell Support site:
 1. Go to www.dell.com/support/home.
 2. Under **Select a product** section, click **Software & Security**.
 3. In the **Software & Security** group box, click the required link from the following:
 - **Enterprise Systems Management**
 - **Remote Enterprise Systems Management**
 - **Serviceability Tools**

- **Dell Client Command Suite**
 - **Connections Client Systems Management**
4. To view a document, click the required product version.
- Using search engines:
 - Type the name and version of the document in the search box.

Contacting Dell

 **NOTE: If you do not have an active Internet connection, you can find contact information on your purchase invoice, packing slip, bill, or Dell product catalog.**

Dell provides several online and telephone-based support and service options. Availability varies by country and product, and some services may not be available in your area. To contact Dell for sales, technical support, or customer service issues:

1. Go to www.dell.com/support.
2. Select your support category.
3. Verify your country or region in the **Choose a Country/Region** drop-down list at the bottom of the page.
4. Select the appropriate service or support link based on your need.

RACADM Subcommand Details

This section provides detailed description of the RACADM subcommands including the syntax and valid entries.

Topics:

- [Guidelines to Quote Strings Containing Special Characters When Using RACADM Commands](#)
- [help and help subcommand](#)
- [arp](#)
- [autoupdatescheduler](#)
- [bioscert](#)
- [cd](#)
- [cd..](#)
- [clearasrscreen](#)
- [clearpending](#)
- [closessn](#)
- [clrsl](#)
- [config](#)
- [coredump](#)
- [coredumpdelete](#)
- [diagnostics](#)
- [driverpack](#)
- [eventfilters](#)
- [exposeisminstallertohost](#)
- [fcstatistics](#)
- [frontpanelerror](#)
- [fwupdate](#)
- [get](#)
- [getconfig](#)
- [gethostnetworkinterfaces](#)
- [getled](#)
- [getniccfg](#)
- [getraclog](#)
- [getractime](#)
- [getremoteservicesstatus](#)
- [getsel](#)
- [getsensorinfo](#)
- [getssninfo](#)
- [getsvctag](#)
- [getsysinfo](#)
- [gettracelog](#)
- [getversion](#)
- [GroupManager](#)
- [hwinventory](#)
- [ifconfig](#)
- [inlettemphistory](#)
- [jobqueue](#)
- [krbkeytabupload](#)
- [lcllog](#)
- [license](#)
- [netstat](#)
- [nicstatistics](#)

- ping
- ping6
- RACADM Proxy
- racdump
- racreset
- racresetcfg
- recover
- remoteimage
- rollback
- Secure Enterprise Key Manager (SEKM)
- sensorsettings
- serveraction
- set
- settled
- setniccfg
- sshpkauth
- sslcertdownload
- sslcertupload
- sslcertview
- sslcertdelete
- sslcsrgen
- sslkeyupload
- sslresetcfg
- Storage
- SupportAssist
- swinventory
- switchconnection
- systemconfig
- systemerase
- systemperfstatistics
- techsupreport
- testemail
- testtrap
- testalert
- traceroute
- traceroute6
- update
- usercertupload
- usercertview
- vflashsd
- vflashpartition
- vmdisconnect

Guidelines to Quote Strings Containing Special Characters When Using RACADM Commands

When using strings that contain special characters, use the following guidelines:

Strings containing the following special characters must be quoted using single quotation marks or double quotation marks:

- \$ (dollar sign)
- " (double quotation marks)
- ` (backward quotation marks)
- \ (backward slash)
- ~ (tilde)
- | (vertical bar)
- ((left parentheses)

-) (right parentheses)
- & (ampersand)
- > (greater than)
- < (less than)
- # (pound)
- ASCII code 32 (space)

There are different escaping rules for double quotation marks.

For using double quotation marks:

The following characters must be escaped by prepending a backward slash:

- \$ (dollar sign)
- " (double quotation marks)
- ` (back quotation marks)

help and help subcommand

Table 3. help and help subcommand

Description	Lists all the subcommands available for use with RACADM and provides a short description about each subcommand. You may also type a subcommand, group, object or Fully Qualified Descriptor (FGDD) name after <code>help</code> .
Synopsis	<ul style="list-style-type: none"> · <code>racadm help</code> · <code>racadm help <subcommand></code>
Input	<ul style="list-style-type: none"> · <code><subcommand></code> — specifies the subcommand for which you need the help information. · <code><device name></code> — specifies the device name such as iDRAC, BIOS, NIC, LifecycleController, FC, system, or Storage. · <code><group></code> — specifies the group name supported by the corresponding device. · <code><object></code> — specifies the object for the entered group.
Output	<ul style="list-style-type: none"> · The <code>help</code> command displays a complete list of subcommands. · The <code>racadm help <subcommand></code> command displays information for the specified subcommand only. · The <code>racadm help <device name> <Group></code> command displays information for the specified group. · The <code>racadm help <device name> <Group> <Object></code> command displays information for the specified object.

arp

Table 4. Details of arp sub command

Description	Displays the contents of the Address Resolution Protocol (ARP) table. ARP table entries cannot be added or deleted. To use this subcommand, you must have Debug privilege.
Synopsis	<pre>racadm arp</pre>
Input	N/A
Example	<pre>racadm arp</pre>

Output

Table 5. Details of output

Address	HW Type	HW Address	Mask	Device
192.168.1.1	Ether	00:0d:65:f3:7c:bf	C	eth0

autoupdatescheduler

Table 6. Details of the autoupdatescheduler command

Description You can automatically update the firmware of the devices on the server.
To run this subcommand, you must have the Server Control privilege.

NOTE:

- **The autoupdatescheduler subcommand can be enabled or disabled.**
- **Lifecycle Controller and CSIOR may not be enabled to run this subcommand.**
- **The autoupdatescheduler can be enabled or disabled.**
- **The minimum Lifecycle Controller version required is Lifecycle Controller 1.3.**
- **When a job is already scheduled and the clear command is run, the scheduling parameters are cleared.**
- **If the network share is not accessible or the catalog file is missing when the job is scheduled, then the job is unsuccessful.**

Synopsis

- To create the AutoUpdateScheduler, run the command.

```
racadm autoupdatescheduler create -u <user> -p <password> -l <location> -f <filename> -time <time> -dom <DayOfMonth> -wom <WeekOfMonth> -dow <DayOfWeek> -rp <repeat> -a <applyreboot> -ph <proxyHost> -pu <proxyUser> -pp <proxyPassword> -po <proxyPort> -pt <proxyType>
```

- To view AutoUpdateScheduler parameter, run the command.

```
racadm autoupdatescheduler view
```

- To clear and display AutoUpdateScheduler parameter, run the command.

```
racadm autoupdatescheduler clear
```

NOTE: After the parameters are cleared, the AutoUpdateScheduler is disabled. To schedule the update again, enable the AutoUpdateScheduler.

Input

Valid options:

- -u — Specifies the user name of the remote share that stores the catalog file.
NOTE: For CIFS, enter the domain name as domain or username.
- -p — Specifies the password of the remote share that stores the catalog file.
- -l — Specifies the network share (NFS, CIFS, FTP, TFTP, HTTP, or HTTPS) location of the catalog file. IPv4 and IPv6 addresses are supported.
- -f — Specifies the catalog location and the filename. If the filename is not specified, then the default file used is catalog.xml.
NOTE: If the file is in a subfolder within the share location, then enter the network share location in the -l option and enter the subfolder location and the filename in the -f option.
- -ph — Specifies the FTP/HTTP proxy host name.
- -pu — Specifies the FTP/HTTP proxy user name.
- -pp — Specifies the FTP/HTTP proxy password.
- -po — Specifies the FTP/HTTP proxy port.
- -pt — Specifies the FTP/HTTP proxy type.
- -time — Specifies the time to schedule an autoupdate in the HH:MM format. This option must be specified.
- -dom — Specifies the day of month to schedule an autoupdate. Valid values are 1–28, L (Last day) or '*' (default — any day).

- `-wom` — Specifies the week of month to schedule an autoupdate. Valid values are 1–4, L (Last week) or `!*1` (default — any week).
- `-dow` — Specifies the day of week to schedule an autoupdate. Valid values are sun, mon, tue, wed, thu, fri, sat, or `!*1` (default — any day).

NOTE: The `-dom`, `-wom`, or `-dow` option must be included in the command for the autoupdate schedule. The `*` value for the options must be included within `'` (single quotation mark).

- If the `-dom` option is specified, then the `-wom` and `-dow` options are not required.
 - If the `-wom` option is specified, then the `-dow` is required and `-dom` is not required.
 - If the `-dom` option is non-`!*1`, then the schedule repeats by month.
 - If the `-wom` option is non-`!*1`, then the schedule repeats by month.
 - If the `-dom` and `-wom` options are `!*1` and the `-dow` option is non-`!*1`, then the schedule repeats by week.
 - If all the three `-dom`, `-wom` and `-dow` options are `!*1`, then the schedule repeats by day.
- `-rp` — Specifies the repeat parameter. This parameter must be specified.
 - If the `-dom` option is specified, then the valid values for `-rp` are 1–12.
 - If the `-wom` option is specified, then the valid values for `-rp` are 1–52.
 - If the `-dow` option is specified, then the valid values for `-rp` are 1–366.
 - `-a` — Applies reboot (1 — Yes, 0 — No). This option must be specified.

Example

Usage examples:

- To configure autoupdate feature settings.

- For CIFS, run the command:

```
racadm autoupdatescheduler create -u domain/admin -p xxx -l //1.2.3.4/share -f cat.xml -time 14:30 -wom 1 -dow sun -rp 1 -a 1
```

- For NFS, run the command:

```
racadm autoupdatescheduler create -u nfsadmin -p nfspwd -l 1.2.3.4:/share -f cat.xml -time 14:30 -dom 1 -rp 5 -a 1
```

- For FTP, run the command:

```
racadm autoupdatescheduler create -u ftpuser -p ftppwd -l ftp.test.com -f cat.xml.gz -ph 10.20.30.40 -pu padmin -pp ppwd -po 8080 -pt http -time 14:30 -dom 1 -rp 5 -a 1
```

- For HTTP, run the command:

```
racadm autoupdatescheduler create -u httpuser -p httppwd -l http://test.com -f cat.xml -ph 10.20.30.40 -pu padmin -pp ppwd -po 8080 -pt http -time 14:30 -dom 1 -rp 5 -a 1
```

- For TFTP, run the command:

```
racadm autoupdatescheduler create -l tftp://1.2.3.4 -f cat.xml.gz -time 14:30 -dom 1 -rp 5 -a 1
```

- To view AutoUpdateScheduler parameter:

```
racadm autoupdatescheduler view
hostname      = 192.168.0
sharename     = nfs
sharetype     = nfs
catalogname   = Catlog.xml
time          = 14:30dayofmonth =1
repeat        = 5
applyreboot   = 1
idracuser     = racuser
```

- To clear and display AutoUpdateScheduler parameter:

```
racadm autoupdatescheduler clear
RAC1047: Successfully cleared the Automatic Update (autoupdate) feature
settings
```

bioscert

Table 7. Details of the bioscert subcommand

Description	Allows you to
	<ul style="list-style-type: none"> • View the installed Secure Boot Certificates. To view, you must have the Login privilege • Export the Secure Boot Certificate to a remote share or local system. To export, you must have the Login privilege • Import the Secure Boot Certificate from a remote share or local system. To import, you must have login and system control privilege • Delete the installed Secure Boot Certificate. To delete, you must have login and system control privilege • Restore the installed Secure Boot Certificate Sections. To restore, you must have login and system control privilege

Synopsis

- To view the installed Secure Boot Certificates

```
racadm bioscert view -all
```

- To export the Secure Boot Certificate to a remote share or local system.

```
racadm bioscert view -t <keyType> -k <KeySubType> -v <HashValue or
ThumbPrintValue>
```

- ```
racadm bioscert export -t <keyType> -k <KeySubType> -v <HashValue or
ThumbPrintValue> -f <filename> -l <CIFS/NFS/HTTP/HTTPS share> -u <username>
-p <password>
```

- ```
racadm bioscert import -t <keyType> -k <KeySubType> -f <filename> -l
<CIFS/NFS/HTTP/HTTPS share> -u <username> -p <password>
```

- ```
racadm bioscert delete -all
```

- ```
racadm bioscert delete -t <keyType> -k <KeySubType> -v <HashValue or
ThumbPrintValue>
```

- ```
racadm bioscert restore -all
```

- ```
racadm bioscert restore -t <keyType>
```

Input

- -t— Specifies the key type of the Secure Boot Certificate to be exported.
 - 0— Specifies the PK (Platform Key)
 - 1— Specifies the KEK (Key Exchange Key)
 - 2— Specifies the DB (Signature Database)
 - 3— Specifies the DBX (Forbidden signatures Database)
- -k — Specifies the Certificate type or the Hash type of the Secure Boot Certificate file to be exported.
 - 0— Specifies the Certificate type
 - 1— Specifies the Hash type (SHA - 256)
 - 2— Specifies the Hash type (SHA - 384)
 - 3— Specifies the Hash type (SHA - 512)
- -v— Specifies the Thumbprint value or the Hash value of the Secure Boot Certificate file to be exported. Filename of the exported.

- `-f`—Specifies the file name of the exported Secure Boot Certificate.
- `-l`—Specifies the network location to where the Secure Boot Certificate file must be exported.
- `-u`—Specifies the username for the remote share to where the Secure Boot Certificate file must be exported.
- `-p`—Specifies the password for the remote share to where the Secure Boot Certificate file must be exported.

Example

- To view the installed Secure boot Certificates.

```
racadm bioscert view -all
```

- To view an installed PK Certificate

```
racadm bioscert view -t 0 -k 0 -v
AB:A8:F8:BD:17:1E:35:12:90:67:CD:0E:69:66:79:9B:BE:64:52:0E
```

- To view installed DBX certificate of HASH type SHA-256

```
racadm bioscert view -t 3 -k 1 -v
416e3e4a6722a534afba9040b6d6a69cc313f1e48e7959f57bf248d543d00245
```

- Export the KEK certificate to a remote CIFS share

```
racadm bioscert export -t 1 -k 0 -v
AB:A8:F8:BD:17:1E:35:12:90:67:CD:0E:69:66:79:9B:BE:64:52:0E
-f kek_cert.der -l //10.94.161.103/share -u admin -p mypass
```

- Export the DBX (Hash Type SHA-256) to a remote NFS share

```
racadm bioscert export -t 3 -k 1 -v
416e3e4a6722a534afba9040b6d6a69cc313f1e48e7959f57bf248d543d00245
-f kek_cert.der -l 192.168.2.14:/share
```

- Export the KEK certificate to a local share using the local racadm

```
racadm bioscert export -t 1 -k 0 -v
AB:A8:F8:BD:17:1E:35:12:90:67:CD:0E:69:66:79:9B:BE:64:52:0E -f
kek_cert.der
```

- Export the KEK certificate to a local share using remote racadm

```
racadm -r 10.94.161.119 -u root -p calvin bioscert export -t 1 -k 0 -v
AB:A8:F8:BD:17:1E:35:12:90:67:CD:0E:69:66:79:9B:BE:64:52:0E -f kek_cert.der
```

- Import the KEK certificate from the CIFS share to the embedded iDRAC

```
racadm bioscert import -t 1 -k 0 -f kek_cert.der -l //10.94.161.103/share -
u admin -p mypass
```

- Import KEK (Hash Type SHA-256) from a CIFS share to the embedded iDRAC

```
racadm bioscert import -t 1 -k 1 -f kek_cert.der -l //192.168.2.140/
licshare -u admin -p passwd
```

- Import KEK certificate from a NFS share to the embedded iDRAC

```
racadm bioscert import -t 1 -k 0 -f kek_cert.der -l 192.168.2.14:/share
```

- Import KEK certificate from a local share using Local RACADM

```
racadm bioscert import -t 1 -k 0 -f kek_cert.der
```

- Import KEK certificate from a local share using remote RACADM

```
racadm -r 10.94.161.119 -u root -p calvin bioscert import -t 1 -k 0 -f
kek_cert.der
```


- To delete an installed KEK Secure Boot Certificate

```
racadm bioscert delete -t 3 -k 0 -v
416e3e4a6722a534afba9040b6d6a69cc313f1e48e7959f57bf248d543d00245
```

- To delete an installed DBX Secure Boot Certificate of HASH type SHA-256

```
racadm bioscert delete -t 3 -k 1 -v
416e3e4a6722a534afba9040b6d6a69cc313f1e48e7959f57bf248d543d00245
```

- To delete all the installed KEK Secure Boot Certificates

```
racadm bioscert delete --all
```

- To restore the installed KEK Secure Boot Certificates

```
racadm bioscert restore -t 1
```

- To restore all the installed Secure Boot Certificates

```
racadm bioscert restore --all
```

cd

Table 8. cd

Description

To change the current working object, use this command.

Synopsis

```
racadm> cd <object>
```

Input

```
racadm> cd <object>
```

Output

Displays the new prompt.

Example

- **Example 1:** To navigate to the system device type directory:

```
racadm>>cd system
racadm/system>
```

- **Example 2:** To run all the power-related get or set commands:

```
racadm/system>cd power
racadm/Power>
```

cd..

Table 9. cd..

Description

To go back to the previous directory, use this command.

Synopsis

```
racadm> cd..
```

Input

```
racadm> cd..
```

Output

To traverse back to the previous directory, use the command.

Example

- **Example 1:** To traverse back from power to system object:

- Input: racadm/power> cd..
- Output:

```
system>>
```

- **Example 2:** To traverse back from system object to the prompt:

- Input: racadm/system> cd..
- Output:

```
racadm>>
```

clearasrscreen

Table 10. Details of the clearasrscreen attribute

Description Clears the last crash (ASR) screen that is in memory.
For more information, see "Enabling Last Crash Screen" section in the *iDRAC User's Guide*.

NOTE: To run this subcommand, you must have the Clear Logs permission.

Synopsis

```
racadm clearasrscreen
```

Input

None

Output

Clears the last crash screen buffer.

Example

```
racadm clearasrscreen
```

clearpending

Table 11. clearpending

Description Deletes the pending values of all the attributes (objects) in the device (NIC, BIOS, FC, and Storage).

NOTE: If any attribute is not modified or a job is already scheduled for the same device, then the pending state is not cleared or deleted.

Synopsis

```
racadm clearpending <FQDD>
```

Input

<FQDD> — The values are:

- BIOS FQDD
- NIC FQDD
- FC FQDD
- Storage controller FQDD

Output

A message is displayed indicating that the pending state is cleared or deleted.

Example

```
racadm clearpending NIC.Integrated.1-1
```

closessn

Table 12. Details of closessn

Description Closes a communication session on the device. Use `getssninfo` to view a list of sessions that can be closed using this command.

To run this subcommand, you must have the Administrator permission.

NOTE: This subcommand ends all the sessions other than the current session.

Synopsis

- `racadm closessn -i <session_ID>`
- `racadm closessn -a`
- `racadm closessn -u <username>`

Input

- `-i <session_ID>` — The session ID of the session to close, which can be retrieved using RACADM `getssninfo` subcommand.
Session running this command cannot be closed.
- `-a` — Closes all sessions.
- `-u <username>` — Closes all sessions for a particular user name.

Output

Successful or error message is displayed.

Example

- Closes the session 1234.

```
racadm closessn -i 1234
```
- Closes all the sessions other than the active session for root user.

```
racadm closessn -u root
```
- Closes all the sessions.

```
racadm closessn -a
```

clrsel

Table 13. Details of clrsel

Description Removes all the existing records from the System Event Log (SEL).

To use this subcommand, you must have **Clear Logs** permission.

Synopsis

```
racadm clrsel
```

Example

- ```
racadm clrsel
```

  
The SEL was cleared successfully

# config

Table 14. Details of config

**Description** Allows you to set iDRAC configuration parameters individually or to batch them as part of a configuration file and then modify iDRAC configuration properties. If the data is different, the iDRAC object is written with a new value.

**NOTE:** This subcommand is deprecated. For viewing the configuration objects and its values, use set subcommand. For more information, see *iDRAC RACADM CLI Guide* available at [www.dell.com/idracmanuals](http://www.dell.com/idracmanuals).

## Synopsis

- `racadm config -g <group> -o <object> <value>`
- `racadm config -g <group> -o <object> -i <index> <value>`
- `racadm config -f <filename> -o [-c] [-p] [-continue]`

## NOTE:

- **The configuration file retrieved using remote RACADM is not interoperable. For the config `racadm -r 192.168.0 -u root -p xxx config -f c:\config.txt` command, use the configuration file retrieved from the same interface. For example, for the config `racadm -r 192.168.0 -u root -p xxx config -f c:\config.txt`, use the file generated from getconfig command `racadm -r 192.168.0 -u root -p xxx getconfig -f c:\config.txt`.**
- **-f is only applicable for remote RACADM.**

## Input

- `-f`—The `-f <filename>` option causes `config` to read the contents of the file specified by `<filename>` and configure iDRAC. The file must contain data in the format specified in the section Parsing Rules in the *iDRAC User's Guide* available at [www.dell.com/idracmanuals](http://www.dell.com/idracmanuals).

**NOTE:** The `-f` option is not supported for the Serial or telnet or SSH console.

- `-continue`—This option is used with `-f` option only. If configuration through file is unsuccessful for a group, then configuration continues with the next group in the file. If this option is not used, then configuration stops when it is unsuccessful for a particular group. After the unsuccessful group, the rest of the groups are not configured.
- `-p`—This option must be used with the `-f` option. It directs `config` to delete the password entries contained in the config file `-f <filename>` after the configuration is complete.

To apply the password, you must remove the preceding read-only marker `'#'` in the config file before executing the `config -f` command.

- `-g`—The `-g <groupName>`, or `group` option, must be used with the `-o` option. The `<group>` specifies the group containing the object that is to be set.
- `-o`—The `-o <objectName>`, or `object` option, must be used with the `-g` option. This option specifies the object name that is written with the string.
- `<value>`—Value to set to configuration object.
- `-i`—The `-i <index>`, or `index` option, is valid only for indexed groups and can be used to specify a unique group—used with `-g` and `-o`. The `<index>` is a decimal integer from 1 through n, where n can vary from 1 to maximum number of indexes a particular group supports. If `-i <index>` is not specified, a value of 1 is assumed for groups, which are tables that have multiple entries. The index is specified by the index value, not a named value.

'nx' is allowed for servers.

- `-c`—This option performs validation but do not configure.

## Output

This subcommand generates error output for any of the following reasons:

- Invalid syntax, group name, object name, index or other invalid database members.
- If the RACADM command-line interface is unsuccessful.

## Examples

- To configure a single property of a group:

```
racadm config -g cfgSerial -o cfgSerialBaudRate
```

- Modify a user password:

```
racadm config -g cfgUserAdmin -o cfgUserAdminPassword -i 3 newpassword
```

- Configure a RAC from a configuration file:

```
racadm config -f config.txt
```

- Configure a RAC from a configuration file and continue if a group fails to get configured:

```
racadm set -f config.txt --continue
```

## coredump

Table 15. Details of coredump

### Description

Displays detailed information related to any recent critical issues that have occurred with iDRAC. The coredump information can be used to diagnose these critical issues.

If available, the coredump information is persistent across iDRAC power cycles and remains available until either of the following conditions occur:

The coredump information is deleted using the [coredumpdelete](#) subcommand.

For more information about clearing the `coredump`, see the [coredumpdelete](#).

**NOTE:** To use this subcommand, you must have the Execute Debug privilege.

### Synopsis

```
racadm coredump
```

### Example

```
racadm coredump
There is no coredump currently available.
```

```
racadm coredump
Feb 19 15:51:40 (none) last message repeated 5 times
Feb 19 15:52:41 (none) last message repeated 4 times
Feb 19 15:54:12 (none) last message repeated 4 times
Feb 19 15:56:11 (none) last message repeated 2 times
Feb 22 11:46:11 (none) kernel:
```

## coredumpdelete

Table 16. Details of coredumpdelete

### Description

Deletes any currently available coredump data stored in the RAC.

To use this subcommand, you must have **Execute Debug** Command permission.

**NOTE:** If a `coredumpdelete` command is issued and a `coredump` is not currently stored in the RAC, the command displays a success message. This behavior is expected. See the `coredump` subcommand for more information about viewing a coredump.

### Synopsis

```
racadm coredumpdelete
```

### Output

Coredump is deleted.

### Example

```
racadm coredumpdelete
```

```
Coredump request completed successfully
```

# diagnostics

Table 17. Details of diagnostics

|                    |                                                                                                                                                                                                                                                                                                                                                                                                                                                                                                                                                                                                                                                                                                                                                                                                                                                                                                                                                                                                                                                                                                                                                                                                                                                                                                                                                                                                                                                                                                                                                                                                                                                                                                                                                                                                                                                                                                                                                                                                                               |
|--------------------|-------------------------------------------------------------------------------------------------------------------------------------------------------------------------------------------------------------------------------------------------------------------------------------------------------------------------------------------------------------------------------------------------------------------------------------------------------------------------------------------------------------------------------------------------------------------------------------------------------------------------------------------------------------------------------------------------------------------------------------------------------------------------------------------------------------------------------------------------------------------------------------------------------------------------------------------------------------------------------------------------------------------------------------------------------------------------------------------------------------------------------------------------------------------------------------------------------------------------------------------------------------------------------------------------------------------------------------------------------------------------------------------------------------------------------------------------------------------------------------------------------------------------------------------------------------------------------------------------------------------------------------------------------------------------------------------------------------------------------------------------------------------------------------------------------------------------------------------------------------------------------------------------------------------------------------------------------------------------------------------------------------------------------|
| <b>Description</b> | <p>Collects and exports remote diagnostics report from iDRAC.</p> <p>The results of the latest successfully run remote diagnostics are available and retrievable remotely through an NFS, CIFS, HTTP, or HTTPS) share.</p>                                                                                                                                                                                                                                                                                                                                                                                                                                                                                                                                                                                                                                                                                                                                                                                                                                                                                                                                                                                                                                                                                                                                                                                                                                                                                                                                                                                                                                                                                                                                                                                                                                                                                                                                                                                                    |
| <b>Synopsis</b>    | <p>To run a remote diagnostic report:</p> <pre>racadm diagnostics run -m &lt;mode&gt; -r &lt;reboot type&gt; -s &lt;start time&gt; -e &lt;expiration time&gt;</pre> <p>To export a remote diagnostic report:</p> <pre>racadm diagnostics export -f &lt;file name&gt; -l &lt;NFS,CIFS,HTTP,or HTTPS share location&gt; -u &lt;username&gt; -p &lt;password&gt;</pre>                                                                                                                                                                                                                                                                                                                                                                                                                                                                                                                                                                                                                                                                                                                                                                                                                                                                                                                                                                                                                                                                                                                                                                                                                                                                                                                                                                                                                                                                                                                                                                                                                                                           |
| <b>Input</b>       | <ul style="list-style-type: none"><li>• <code>-m &lt;mode&gt;</code>—Specifies the type of diagnostic mode. The types are:<ul style="list-style-type: none"><li>• Collect and export remote diagnostics report from the iDRAC.<p>The results of the latest successfully executed remote Diagnostics will be available and retrievable remotely through the NFS, CIFS, HTTP, and HTTPS share.</p></li><li>• 0(Express)—The express mode executes a subset of diagnostic tests.</li><li>• 1(Extended)—The extended mode executes all available diagnostics tests.</li><li>• 2(Both)—Runs express and extended tests serially in sequence.</li></ul></li><li>• <code>-f &lt;filename&gt;</code>—Specifies the name of the configuration file.</li><li>• <code>-l</code>—Specifies the location of the network share (NFS, CIFS, HTTP, and HTTPS).</li><li>• <code>-u &lt;username&gt;</code>—Specifies the user name of the remote share to import the file.</li><li>• <code>-p &lt;password&gt;</code>—Specifies the password of the remote share to import the file.</li><li>• <code>-r &lt;reboot type&gt;</code>—Specifies the reboot type. The type can be one of the following:<ul style="list-style-type: none"><li>• <code>pwr cycle</code>—Power cycle</li><li>• <code>Graceful</code> —Graceful reboot without forced shutdown</li><li>• <code>Forced</code>—Graceful reboot with forced shutdown</li></ul></li><li>• <code>-s &lt;start time&gt;</code>—Specifies the start time for the scheduled job in <code>yyyymmddhhmmss</code> format. The default value <code>TIME_NOW</code> starts the job immediately.</li><li>• <code>-e &lt;expiration time&gt;</code>—Specifies the expiry time for the scheduled job in <code>yyyymmddhhmmss</code> format. The default value <code>TIME_NA</code> does not apply the waiting time.</li></ul> <p><b>NOTE:</b> For the diagnostic report run operation, the time difference between the <code>-s</code> and <code>-e</code> options must be more than five minutes.</p> |
| <b>Output</b>      | <p>Provides the Job ID for the diagnostic operation.</p>                                                                                                                                                                                                                                                                                                                                                                                                                                                                                                                                                                                                                                                                                                                                                                                                                                                                                                                                                                                                                                                                                                                                                                                                                                                                                                                                                                                                                                                                                                                                                                                                                                                                                                                                                                                                                                                                                                                                                                      |
| <b>Examples</b>    | <ul style="list-style-type: none"><li>• To initiate the remote diagnostic operation:<pre>racadm diagnostics run -m 1 -r forced -s 20121215101010 -e TIME_NA</pre></li><li>• To export a remote diagnostics report to CIFS share:<pre>racadm diagnostics export -f diagnostics -l //192.168.0/cifs -u administrator -p xxx</pre></li><li>• To export a remote diagnostics report to NFS share:<pre>racadm diagnostics export -f diagnostics -l 192.168.0:/nfs -u administrator -p xxx</pre></li></ul>                                                                                                                                                                                                                                                                                                                                                                                                                                                                                                                                                                                                                                                                                                                                                                                                                                                                                                                                                                                                                                                                                                                                                                                                                                                                                                                                                                                                                                                                                                                          |

- To export a remote diagnostics report to the HTTP share:

```
racadm diagnostics export -f diags.txt -u httpuser -p httppwd -l http://test.com
```

- To export a remote diagnostics report to the HTTPS share:

```
racadm diagnostics export -f diags.txt -u httpsuser -p httpspwd -l https://test.com
```

- To export a remote diagnostics report to a local share:

```
racadm diagnostics export -f diags.txt
```

## driverpack

**Table 18. Details of driverpack**

**Description** Installs the driver pack for the operating system.

**Synopsis** To get information about the available driver packs

```
racadm driverpack getinfo
```

To attach the driver pack that matches the operating system

```
Racadm driverpack attach -i <index> -t <expose duration>
```

To detach the driver pack

```
Racadm driverpack detach
```

### Input

- **-i**—index of the operating system
- **-t**—exposed time duration in seconds. It is an optional parameter and the default value is 64800 seconds.

### Output

- `racadm driverpack getinfo—<OS name>`
- `Racadm driverpack attach—Job Id details`
- `Racadm driverpack detach—detach successful`

```
racadm driverpack getinfo—<OS name>
```

```
Racadm driverpack attach—Job Id details
```

```
Racadm driverpack detach—detach successful
```

### Example

- To attach the driver pack with operating system index and exposed time

```
racadm driverpack attach -i <OS Index> [-t <exposed time>]
```

- To check the job status

```
racadm jobqueue view -i JID_000000000000
```

- To detach the operating system

```
racadm driverpack detach
```

# eventfilters

Table 19. Details of eventfilters

**Description** Displays the list of event filter settings.  
To use this subcommand with the `set` and `test` option, you must have the **Administrator** privilege.

**Synopsis**

```
racadm eventfilters <eventfilters command type>

racadm eventfilters get -c <alert category>

racadm eventfilters set -c <alert category> -a <action> -n <notifications>

racadm eventfilters set -c <alert category> -a <action> -r <recurrence>

racadm eventfilters test -i <Message ID to test>
```

**NOTE:** The general format of an alert category:

```
idrac.alert.category.[subcategory].[severity]
```

where **category** is mandatory, but **subcategory** and **severity** are optional. A severity cannot precede a subcategory.

Valid Category values are:

- All
- System
- Storage
- Updates
- Audit
- Config
- Worknotes

Definitions of the values are:

- System Health—System Health category represents all the alerts that are related to hardware within the system chassis. Examples include temperature errors, voltage errors, and device errors.
- Storage Health—Storage Health category represents alerts that are related to the storage subsystem. Examples include, controller errors, physical disk errors, and virtual disk errors.
- Updates—Update category represents alerts that are generated when firmware/drivers are upgraded or downgraded.

**NOTE:** This does not represent firmware inventory.

- Audit—Audit category represents the audit log. Examples include, user login/logout information, password authentication failures, session info, and power states.
- Configuration—Configuration category represents alerts that are related to hardware, firmware, and software configuration changes. Examples include, PCIe card added/removed, RAID configuration changed, iDRAC license changed.
- Work notes—Work notes represents an entry in the Lifecycle log. You can add a work note to the Lifecycle Log to record comments for your reference. You can enter comments such as scheduled downtime or changes that are made by administrators who work in different shifts for the later reference.

**NOTE:** `idrac.all.all` is not a valid sub category.

Valid Severity values are:

- Critical
- Warning
- Info

Valid examples of alert queries are:



- `idrac.alert.all`
- `idrac.alert.audit`
- `idrac.alert.audit.lic`
- `idrac.alert.audit.warning`
- `idrac.alert.audit.lic.critical`

This command does not support setting the proxy parameters if the share location (-l) is HTTP/HTTPS. For more information, see [Proxy parameter](#) section.

## Input

- `get`—Displays the list of eventfilter settings
- `set`—Configures the actions and notifications for a given eventfilter configuration
- `-i`—Message ID for which the simulation is needed
- `-c`—Alert category of the specific event filter
- `-a`—The action that must be invoked when the event occurs. Valid values are `none`, `powercycle`, `power off`, or `systemreset`
- `-n`—The notification is sent when the event occurs. Valid values are `all`, `snmp`, `ipmi`, `ws-events`, `redfish-events`, `oslog`, `email`, `remotesyslog`, or `none`. You can append multiple notifications that are separated by a comma. You cannot enter the values `all` or `none` with other notifications. If incorrect notification is specified along with other valid notifications, the valid and invalid notification set is failed.
- `-r`—Event generation interval. This option is applicable only to the temperature statistics subcategory `tmps`. You can use this option as a stand-alone or with `-n` and `-a`.

**NOTE:** If both event generation interval and notifications are configured and there is an error while configuring the notifications, the event generation interval is not set. The valid values are 0–365. 0 disables the event generation.

## Example

- Display all available event filter configurations.

```
racadm eventfilters get -c idrac.alert.all
```

- Display eventfilter configurations for a specific category. For example, audit

```
racadm eventfilters get -c idrac.alert.audit
```

- Display eventfilter configurations for a specific subcategory. For example, licensing under the audit category

```
racadm eventfilters get -c idrac.alert.audit.lic
```

- Display eventfilter configurations for a specific severity. For example, warning under the audit category

```
racadm eventfilters get -c idrac.alert.audit.warning
```

- Display eventfilter configurations for a specific severity and subcategory. For example, a severity of warning in the subcategory licensing under audit category

```
racadm eventfilters get -c idrac.alert.audit.lic.warning
```

- Clear all available alert settings.

```
racadm eventfilters set -c idrac.alert.all -a none -n none
```

- Configure using severity as a parameter. For example, all informational events in storage category are assigned power off as action, and email and SNMP as notifications.

```
racadm eventfilters set -c idrac.alert.storage.info -a poweroff -n email,snmp
```

- Configure using subcategory as a parameter. For example, all configurations under the licensing subcategory in the audit category are assigned power off as action and all notifications are enabled.

```
racadm eventfilters set -c idrac.alert.audit.lic -a poweroff -n all
```

- Configure using subcategory and severity as parameters. For example, all information events under the licensing subcategory in the audit category are assigned power off as action and all notifications are disabled:

```
racadm eventfilters set -c idrac.alert.audit.lic.info -a poweroff -n none
```

- Configure the event generation interval for temperature statistics.

```
racadm eventfilters set -c idrac.alert.system.tmps.warning -r 10
```

- Configure the event generation interval and notifications for temperature statistics.

```
racadm eventfilters set -c idrac.alert.system.tmps -r 5 -a none -n snmp
```

- Send a test alert for the fan event.

```
racadm eventfilters test -i FAN0001
```

- To configure the proxy parameter.

```
racadm set lifecyclecontroller.lcattributes.UserProxyUsername admin1
```

- To remove the proxy parameter.

```
racadm set lifecyclecontroller.lcattributes.UserProxyUsername
```

- To view the list of proxy attributes.

```
racadm get lifecycleController.lcAttributes
```

## exposeisminstallertohost

Table 20. Details of `exposeisminstallertohost`

|                    |                                              |
|--------------------|----------------------------------------------|
| <b>Description</b> | Exposes the ISM installer to host OS         |
| <b>Synopsis</b>    | <code>racadm exposeisminstallertohost</code> |
| <b>Input</b>       | Not Applicable                               |
| <b>Example</b>     | Not Applicable                               |

## fcstatistics

Table 21. Details of `fcstatistics`

|                    |                                                                                   |
|--------------------|-----------------------------------------------------------------------------------|
| <b>Description</b> | Displays a list of FCs (FQDDs), managed server for which statistics is available. |
| <b>Synopsis</b>    | <pre>racadm fcstatistics &lt;FC fqdd&gt;</pre>                                    |
| <b>Input</b>       | <FC fqdd> — Specify the FQDD of the target FC device.                             |
| <b>Example</b>     | <pre>racadm fcstatistics &lt;FC fqdd&gt;</pre>                                    |

## frontpanelerror

Table 22. Details of `frontpanelerror`

|                    |                                                                                                                                                                                        |
|--------------------|----------------------------------------------------------------------------------------------------------------------------------------------------------------------------------------|
| <b>Description</b> | Enables or disables the live-feed of the errors currently being displayed on the LCD screen.<br>For error acknowledge use <code>hide</code> , and error assert use <code>show</code> . |
|--------------------|----------------------------------------------------------------------------------------------------------------------------------------------------------------------------------------|

## Synopsis

```
racadm frontpanelerror show
```

```
racadm frontpanelerror hide
```

## Input

- `show` — to view the errors currently being displayed on the LCD screen.
- `hide` — to hide the errors currently being displayed on the LCD screen.

## Example

- ```
racadm frontpanelerror show  
Front Panel Error-Show Enabled.
```
- ```
racadm frontpanelerror hide
Front Panel Error-Hide Enabled.
```

# fwupdate

Table 23. Details of fwupdate

## Description

Allows you to update the firmware. You can:

- Check the firmware update process status.
- Update iDRAC firmware from FTP or TFTP server by providing an IP address and optional path.
- Update iDRAC firmware from the local file system using Local and Remote RACADM.
- Roll back to the standby firmware.

To use this subcommand, you must have Configure iDRAC permission.

**NOTE:** This command is only for iDRAC firmware update. For any other firmware update like BIOS or DUPs, use Update subcommand.

**NOTE:** If the iSM is exposed on the host server, you may see the Firmware update operation is already in progress error.

## Synopsis

```
racadm fwupdate -s
```

```
racadm fwupdate -g -u -a <TFTP_Server_IP_Address>
[-d <path> [--clearcfg]
```

```
racadm -r <iDRAC_IP_Address> -u <username> -p <password> fwupdate -f
<ftpserver ip> <ftpserver username> <ftpserver password> -d <path> where path
is the location on the ftp server where firmimg.d7 is stored.
```

```
racadm fwupdate -r
```

```
racadm fwupdate -p -u [-d <path>]
```

**NOTE:** When attempting to run firmware update task, if the firmware image path length is greater than 256 characters, remote RACADM client exits with the error message "ERROR: Specified path is too long".

## Input

- `-u`—The update option performs a checksum of the firmware update file and starts the update process. This option may be used along with the `-g` or `-p` options. At the end of the update, iDRAC performs a soft reset.
- `-s`—This option returns the status of the update process.
- `-a`—The `-a` option specifies TFTP server IP address that is used for firmware image. This option must be used with the `-g` option.
- `-clearcfg`—The `-clearcfg` option removes the previous iDRAC configuration after firmware update.

- `-g`—The `get` option instructs the firmware to get the firmware update file from the TFTP server. Specify the `-a`, `-u`, and `-d` options. In the absence of the `-a` option, the defaults are read from properties in the group `cfgRemoteHosts`, using properties `cfgRhostsFwUpdateIpAddr` and `cfgRhostsFwUpdatePath`.
- `-p`—The `-p`, or `put`, option is used to update the firmware file from the managed system to iDRAC. The `-u` option must be used with the `-p` option.
- `Default`: Designated TFTP default directory on that host for the file if `-g` option is absent. If `-g` is used, it defaults to a directory configured on the TFTP server.

**NOTE:** The `-p` option is supported on local and remote RACADM and is not supported with the `serial/Telnet/ssh` console and on the Linux operating systems.

**NOTE:** The `-p` option is applicable for both remote and local RACADM proxy commands. However, this option is not supported for local RACADM running on Linux operating systems.

- `-r`—The `rollback` option is used to roll back to the standby firmware.
- `—`Specifies the FTP server IP address or FQDN, username, and password used for firmware image. Applies FTP download process for firmware update.

### Output

Displays a message indicating the operation that is being performed.

### Example

- Uploads a firmware image from the client and start firmware update:

```
racadm fwupdate -p -u -d /tmp/images
```

- Upload firmware image from FTP server and start firmware update:

```
racadm fwupdate -f 192.168.0.10 test test -d firmimg.d7
```

- Upload firmware image from TFTP server and start firmware update:

```
racadm fwupdate -g -u -a 192.168.0.100 -d /tmp/images
```

- Query the current status of the firmware update process:

```
racadm fwupdate -s
```

- Rollback to the standby firmware:

```
racadm fwupdate -r
```

- Upload firmware image from TFTP server, start firmware update. After firmware update is complete, delete previous iDRAC configuration:

```
racadm fwupdate -g -u -a 192.168.0.100 -d /tmp/images --clearcfg
```

**NOTE:** Firmware update from local RACADM (using `-p -u -d` options) is not supported on Linux operating system.

The following table describes the firmware update method that is supported for each interface:

**Table 24. Details of fwupdate methods**

| FW Update Method   | iDRAC on Blade Servers | iDRAC on Rack and Tower Servers |
|--------------------|------------------------|---------------------------------|
| Local RACADM       | Yes                    | Yes                             |
| Local RACADM-TFTP  | Yes                    | Yes                             |
| Local RACADM-FTP   | Yes                    | Yes                             |
| Remote RACADM      | Yes                    | Yes                             |
| Remote RACADM-TFTP | Yes                    | Yes                             |

| FW Update Method     | iDRAC on Blade Servers | iDRAC on Rack and Tower Servers |
|----------------------|------------------------|---------------------------------|
| Remote RACADM-FTP    | Yes                    | Yes                             |
| Firmware RACADM-TFTP | Yes                    | Yes                             |
| Firmware RACADM-FTP  | Yes                    | Yes                             |

## get

Table 25. Details of get

### Description

Displays the value of one or more objects. The `get` subcommand has two forms.

- Displays the value of a single object.
- Exports the value of multiple objects to a file.

It supports multiple object value exports in two file formats

- JSON format— SCP JSON files can be exported to a network share file.
- INI format—The INI format files can be exported to a local file only.
- Server Configuration Profile XML format—XML format files can be exported to a local/NFS/CIFS/FTP/TFTP network share.

**NOTE:** To run the `Get` sub-command for Server Configuration Profile XML files, use the Lifecycle Controller version 1.1 or later.

**NOTE:** Some objects may have a pending value if a `Set` operation is performed on the object through a reboot job. To complete the pending operation, schedule the job using a `jobqueue` command, and then check for completion of the job using the returned Job ID. For more information, see `jobqueue`.

### Synopsis

#### Single-object Get

```
racadm get <FQDD Alias>.<group>
```

```
racadm get <FQDD Alias>.<group>.<object>
```

```
racadm get <FQDD Alias>.<group>.[<index>].<object>
```

```
racadm get <FQDD Alias>.<index>.<group>.<index>.<object>
```

## Multi-object Get

```
racadm get -f <filename>
```

```
racadm get -f <filename> -t xml -l <NFS share> [--clone | --replace] [--includeph]
```

```
racadm get -f <filename> -t xml -l <NFS share> -c <FQDD>[,<FQDD>*]
```

```
racadm get -f <filename> -t xml -u <username> -p <password> -l <FTP share> -c <FQDD>
```

```
racadm get -f <filename> -t xml -l <TFTP share> -c <FQDD>
```

```
racadm get -f <filename> -t xml -u <username> -p <password> -l <CIFS share> [--clone | --replace] [--includeph]
```

```
racadm get -f <filename> -t xml -u <username> -p <password> -l <CIFS share> -c <FQDD>[,<FQDD>*]
```

```
racadm get -f <filename> -t xml -u <username> -p <password> -l <HTTP share> -c <FQDD>
```

```
racadm get -f <filename> -t xml -u <username> -p <password> -l <HTTPS share> -c <FQDD>
```

## Input

- <FQDD Alias>
  - Examples for FQDDs
    - System.Power
    - System.Power.Supply
    - System.Location
    - LifecycleController.LCAttributes
    - System.LCD
    - iDRAC.Serial

For the list of supported groups and objects under the get command, see Database objects with get and set commands.

- <group>—Specifies the group containing the object that must be read.
- <object>—Specifies the object name of the value that must be read.
- <index>—Specifies where FQDD Aliases or Groups must be indexed.
- -f <filename>—This option enables you to export multiple object values to a file. This option is not supported in the Firmware RACADM interface.
- -u—Specifies user name of the remote CIFS share to which the file must be exported.
- -p—Specifies password for the remote CIFS share to which the file must be exported.
- -l—Specifies network share location to which the file is exported.
- -t—Specifies the file type to be exported.

The valid values are:

- JSON—It exports the SCP JSON file to a network share file.
- xml—It exports the SCP xml format file, either to a local or network share file.
- ini—It exports the legacy configuration file. If -t is not specified, then the ini format file is exported. It can only be exported to a local file.

**NOTE:** To import or export Server Configuration Profile xml files, Lifecycle Controller version 1.1 or later is required.

- `--clone`—Gets the configuration `.xml` files without system-related details such as service tag. The `.xml` file received does not have any virtual disk creation option.
- `--replace`—Gets the configuration `.xml` files with the system-related details such as service tag.
- `-c`—Specifies the FGDD or list of FGDDs separated by ',' of the components for which the configurations should be exported. If this option is not specified, the configuration related to all the components are exported.
- `--includeph`—Specifies that the output of the passwords included in the exported configuration `.xml` file are in the hashed format.

**NOTE:** if `--includeph` is not used, the output of the passwords are in the `.xml` file in clear text.

**NOTE:** For `--clone` and `--replace` options, only `.xml` file template is received. These options `--clone` and `--replace` cannot be used in the same command.

This command does not support proxy parameters. To perform the operation with http and https, the proxy parameters has to be configured in the `lifecyclecontroller.lcattributes`. Once these proxy parameters are configured, they become the part of default configuration. They have to be removed to ignore the proxy parameters.

This command does not support setting the proxy parameters if the share location (-l) is HTTP/HTTPS. To perform the operation with HTTP or HTTPS through a proxy, the proxy parameters must be first configured using the `lifecyclecontroller.lcattributes`. Once these proxy parameters are configured, they become the part of default configuration; the proxy attributes should be cleared to end use of the HTTP/HTTPS proxy.

The valid `lifecyclecontroller.lcattributes` HTTP/HTTPS proxy parameters are:

- `UserProxyUserName`
- `UserProxyPassword`
- `UserProxyServer`
- `UserProxyPort`
- `UserProxyType`

To view the list of proxy attributes, use `racadm get lifecycleController.lcAttributes`.

## Examples

- Get system LCD information.

```
racadm get system.lcdLCDUserString
```

- Display an entire group, in this case the topology configuration.

```
racadm get system.location
```

- Display a single object from a particular group.

```
racadm get system.location.rack.name
```

- Export the xml configuration to a CIFS share.

```
racadm get -f file -t xml -u myuser -p xxx -l //192.168.0/share
```

- Export the xml configuration to an NFS share.

```
racadm get -f file -t xml -l 192.168.0:/myshare
```

- Export a "cloned" xml configuration to a CIFS share

```
racadm get -f xyz_temp_clone -t xml -u Administrator -p xxx -l //192.168.0/xyz --clone
```

- Export a "replace" xml configuration to a CIFS share

```
racadm get -f xyz_temp_replace -t xml -u Administrator -p xxx -l //192.168.0/xyz --replace
```

- Export the xml configuration of the iDRAC component to FTP share.

```
racadm get -f file -t xml -u username -p password -l ftp://192.168.10.24/
```

- Export the JSON configuration of the iDRAC component to FTP share.

```
racadm get -f file -t json -u username -p password -l ftp://192.168.10.24/
```

- Export the xml configuration of the iDRAC component to TFTP share.

```
racadm get -f file -t xml -l tftp://192.168.10.24/
```

- Export the JSON configuration of the iDRAC component to TFTP share.

```
racadm get -f file -t json -l ftp://192.168.10.24/
```

- Export the xml configuration of the iDRAC component to a CIFS share.

```
racadm get -f file -t xml -u myuser -p xxx -l //192.168.0/share -c iDRAC.Embedded.1
```

- Export the xml configuration of the iDRAC component to NFS share.

```
racadm get -f file -t xml -l 10.1.12.13:/myshare
```

- Export the xml configuration of the iDRAC component to HTTP share.

```
racadm get -f file -t xml -u httpuser -p httppwd -l http://test.com/myshare
```

- Export the xml configuration of the iDRAC component to HTTPS share.

```
racadm get -f file -t xml -u httpuser -p httppwd -l https://test.com/myshare
```

- Export the JSON configuration of the iDRAC component to HTTP share.

```
racadm get -f file -t json -u httpuser -p httppwd -l http://test.com/myshare
```

- Export the JSON configuration of the iDRAC component to HTTPS share.

```
racadm get -f file -t json -u httpuser -p httppwd -l https://test.com/myshare
```

- Include password hash in the configuration .xml file.

```
racadm get -f<filename> -t xml -l<NFS or CIFS share> -u<username> -p<password> -t xml --includeph
```

- Configure proxy parameters.

```
racadm set lifecyclecontroller.lcattributes.UserProxyUsername admin1
```

```
racadm set lifecyclecontroller.lcattributes.UserProxyUsername
```

- View the list of proxy attributes

```
racadm get lifecycleController.lcAttributes
```

## getconfig

**Table 26. Details of getconfig subcommand**

### Description

Retrieves iDRAC configuration parameters individually or all iDRAC configuration groups may be retrieved and saved to a file.

**NOTE:** This subcommand is deprecated. For viewing the configuration objects and its values, use `get` subcommand. For more information, see the *iDRAC RACADM CLI Guide* available at [www.dell.com/idracmanuals](http://www.dell.com/idracmanuals).



## Synopsis

```
racadm getconfig -f <filename>
```

```
racadm getconfig -g <groupName> [-i <index>]
```

```
racadm getconfig -u <username>
```

```
racadm getconfig -h
```

```
racadm getconfig -g <groupName> -o <objectName> [-i index]
```

## Input

- `-f` — The `-f <filename>` option directs `getconfig` to write the entire iDRAC configurations to a configuration file. This file can be used for batch configuration operations using the `config` subcommand.  
**NOTE: This option is supported only on remote interfaces.**
- `-g` — The `-g <groupName>` or group option, is used to display the configuration for a single group. The `<groupName>` is the name for the group used in the `racadm.cfg` files. If the group is an indexed group, then use the `-i` option.
- `-h` — The `-h` or help option, displays a list of all available configuration groups in alphabetical order. This option is useful when you do not remember exact group names.
- `-i` — The `-i <index>` or index option, is valid only for indexed groups and is used to specify a unique group. The `<index>` is a decimal integer from 1 through `n`, where `n` can vary from 1 to maximum number of indexes a particular group supports. If `-i <index>` is not specified, then a value of 1 is assumed for groups, which are tables that have multiple entries. The `-i` option enters the index value and not a *named* value.
- `-o` — The `-o <objectname>` or object option specifies the object name that is used in the query. This option is optional and can be used with the `-g` option.
- `-u` — The `-u <username>` or user name option, is used to display the configuration for the specified user. The `<username>` option is the login name for the user.
- `-v` — The `-v` option displays more information with the display of the properties and is used with the `-g` option.

## Output

The subcommand displays error message when:

- Invalid syntax, group name, object name, index, or any other invalid database members are entered.
- The RACADM CLI transport is unsuccessful.

If errors are not encountered, this subcommand displays the content of the specified configuration.

| Groups            | Key Attributes          |
|-------------------|-------------------------|
| cfgEmailAlert     | cfgEmailAlertAddress    |
| cfgLDAPRoleGroup  | cfgLDAPRoleGroupDN      |
| cfgServerInfo     | cfgServerBmcMacAddress  |
| cfgStandardSchema | cfgSSADRoleGroupName    |
| cfgTraps          | cfgTrapsAlertDestIPAddr |
| cfgUserAdmin      | cfgUserAdminUserName    |
| Groups            | Key Attributes          |
| cfgEmailAlert     | cfgEmailAlertAddress    |
| cfgLDAPRoleGroup  | cfgLDAPRoleGroupDN      |
| cfgServerInfo     | cfgServerBmcMacAddress  |
| cfgStandardSchema | cfgSSADRoleGroupName    |
| cfgTraps          | cfgTrapsAlertDestIPAddr |

cfgUserAdmin

cfgUserAdminUserName

**Example**

- Displays the configuration properties (objects) that are contained in the group `cfgLanNetworking`.

```
racadm getconfig -g cfgLanNetworking
```

- Saves all group configuration objects from iDRAC to `myrac.cfg`.

```
racadm getconfig -f myrac.cfg
```

If you do not configure the following key attributes in their respective groups for a particular index, the groups are not saved in to the file. This is applicable for all the index groups.

Saves all group configuration objects from iDRAC to `myrac.cfg`.

```
racadm getconfig -f myrac.cfg
```

Saves all group configuration objects from iDRAC to `myrac.cfg`.

```
racadm getconfig -f myrac.cfg
```

If you do not configure the following key attributes in their respective groups for a particular index, the groups are not saved in to the file. This is applicable for all the index groups.

**Table 27. Details of groups and key attributes**

| Groups            | Key Attributes          |
|-------------------|-------------------------|
| cfgEmailAlert     | cfgEmailAlertAddress    |
| cfgLDAPRoleGroup  | cfgLDAPRoleGroupDN      |
| cfgServerInfo     | cfgServerBmcMacAddress  |
| cfgStandardSchema | cfgSSADRoleGroupName    |
| cfgTraps          | cfgTrapsAlertDestIPAddr |
| cfgUserAdmin      | cfgUserAdminUserName    |

- Displays a list of the available configuration groups on iDRAC in an alphabetical order.

```
racadm getconfig -h
```

- Displays the configuration properties for the user named **root**.

```
racadm getconfig -u root
```

- Displays the user group instance at index 2 with verbose information for the property values.

```
racadm getconfig -g cfgUserAdmin -i 2 -v
```

- Displays an entire group of serial configuration.

```
racadm getconfig -g cfgSerial
```

- Displays a single object from a particular group.

```
racadm getconfig -g cfgSerial -o cfgSerialBaudRate
```

- Displays an indexed group.

```
racadm getconfig -g cfgUserAdmin -o cfgUserAdminUserName -i 2
```

- Displays the current Enhanced Cooling Mode property configuration.

```
racadm getconfig -g cfgThermal
```

# gethostnetworkinterfaces

Table 28. Details of gethostnetworkinterfaces

**Description** Displays host network interface details.  
**NOTE:** To run this subcommand, you must have iDRAC Service Module installed on the server operating system.

**Synopsis**

```
racadm gethostnetworkinterfaces
```

```
racadm gethostnetworkinterfaces <NIC FQDD>
```

**Examples**

- To display the details of all the network interfaces on the server.

```
racadm gethostnetworkinterfaces
```

```
Local Area Connection 12
Description : iDRAC Virtual NIC USB Device #8
Status : Up
Interface Type : Ethernet
DHCP : Enabled
DHCP Server V4 : 169.254.0.1
MAC Address : 00-25-64-F9-7A-E7
IPv4 Address : 169.254.0.2
Subnet Mask : 255.255.255.0
IPv6 Address : fe80::1cce:a0a7:f30e:54fc
Prefix Length : 64
IPv6 DNS Server Address 0: fec0:0:0:ffff::1
IPv6 DNS Server Address 1: fec0:0:0:ffff::2
IPv6 DNS Server Address 2: fec0:0:0:ffff::3
```

- To display the details of a particular NIC on the server.

```
racadm gethostnetworkinterfaces NIC.Integrated.1-1-1
```

```
Local Area Connection
Description : Broadcom NetXtreme Gigabit Ethernet
Status : Up
Interface Type : Ethernet
DHCP : Enabled
DHCP Server V4 : 10.94.224.25
MAC Address : 14-FE-B5-FF-B1-9C
FQDD : NIC.Integrated.1-1-1
IPv4 Address : 10.94.225.189
Subnet Mask : 255.255.255.128
IPv6 Address : fe80::7c5f:a114:84d4:17f6
Prefix Length : 64
IPv4 Gateway Address : 10.94.225.129
IPv4 DNS Server Address 0: 10.116.2.250
IPv4 DNS Server Address 1: 10.116.2.251
```

# getled

Table 29. Details of getled

**Description** Displays the LED settings on a module: blinking, not blinking, or unknown (for empty slots).  
To run this subcommand, you must have the Login User privilege.

**Synopsis**

```
racadm getled
```

**Input**

- Output**
- LED is blinking
  - LED is not-blinking

**Example**

```
racadm getled
LED State : Blinking
racadm getled
LED State : Not-Blinking
```

## getniccfg

**Table 30. Details of getniccfg**

**Description** Displays the current and static NIC settings for iDRAC.

**Synopsis**

```
racadm getniccfg
```

**Input**

**Output**

The `getniccfg` subcommand displays an appropriate error message if the operation is not successful. Otherwise, the output is displayed in the following format:

**Table 31. Details of IPV4 settings**

```
IPv4 settings:
NIC Enabled =1
IPv4 Enabled =1
DHCP Enabled =0
IP Address =10.94.227.207
Subnet Mask =255.255.255.0
Gateway =10.94.227.1

IPv6 settings:
IPv6 Enabled =Disabled
DHCP6 Enabled =Enabled
IP Address 1 =::
Gateway =::
Link Local Address =::
IP Address 2 =::
IP Address 3 =::
IP Address 4 =::
IP Address 5 =::
IP Address 6 =::
IP Address 7 =::
IP Address 8 =::
IP Address 9 =::
IP Address 10 =::
IP Address 11 =::
IP Address 12 =::
```

```

IP Address 13 =::
IP Address 14 =::
IP Address 15 =::
LOM Status:
NIC Selection =dedicated
Link Detected =Yes
Speed =1Gb/s
Duplex Mode =Full Duplex
Active NIC =Dedicated
Static IPv4 settings:
Static IP Address =10.94.227.207
Static Subnet Mask =255.255.255.0
Static Gateway =10.94.227.1
Static IPv6 settings:
Static IP Address 1 =::
Static Prefix Length =64
Static Gateway =::

```

**NOTE:** IPv6 information is displayed only if IPv6 is enabled in iDRAC.

**NOTE:** IPv6 Address 1 field indicates static IP and IPv6 Address 2 field indicates dynamic IP.

**NOTE:** LOM Status is displayed only for iDRAC on Rack and Tower servers and is not displayed for iDRAC Enterprise on Blade servers.

#### Example

- Display iDRAC network settings in server slot 1

```
racadm getniccfg
```

## getraclog

Table 32. Details of getraclog

**Description** The getraclog command displays RAC log entries.

#### Synopsis

- `racadm getraclog [-i]`
- `racadm getraclog [-s <start>] [-c <count>]`

```
racadm getraclog [-c <count>] [-s <start-record>]
```

**NOTE:** If options are not provided, the entire log is displayed.

#### Input

- `-c` — Specifies the number of records to display.

**NOTE:** On Local RACADM, the number of logs are restricted to 100 by default.

- `-s` — Specifies the starting record used for the display.

**NOTE:** When Enhanced Chassis Logging and Events feature is enabled, then `-i` and `--more` options are not displayed.

## Output

```
SeqNumber = 286
Message ID = USR0005
Category = Audit
AgentID = RACLOG
Severity = Information
Timestamp = 2017-05-15 06:25:27
Message = Login failed from processdisco06a: 192.168.0
Message Arg 1 = processdisco06a
Message Arg 2 = 10.92.68.245
FQDD = iDRAC.Embedded.1
```

## Example

Display the recent 2 records for RAC log

```
racadm getraclog -c
2
SeqNumber = 4102
Message ID = LIC201
Category = Audit
AgentID = DE
Severity = Warning
Timestamp = 2017-05-15 06:30:20
Message = License yPMRJGuEf7z5HG8LO7gh assigned to device iDRAC expires in 4
days.
Message Arg 1 = yPMRJGuEf7z5HG8LO7ghMessage Arg 2 = iDRACMessage Arg 3 = 4

SeqNumber = 4101
Message ID = USR0032
Category = Audit
AgentID = RACLOG
Severity = Information
Timestamp = 2017-05-15 06:25:27
Message = The session for root from 192.168.0 using RACADM is logged off.
Message Arg 1 = root
Message Arg 2 = 10.94.98.92
Message Arg 3 = RACADM
FQDD = iDRAC.Embedded.1

```

# getractive

Table 33. Details of getractive

|                    |                                                                                                         |
|--------------------|---------------------------------------------------------------------------------------------------------|
| <b>Description</b> | Displays the current iDRAC time.                                                                        |
| <b>Synopsis</b>    | <ul style="list-style-type: none"><li>· racadm getractive [-d]</li></ul>                                |
| <b>Input</b>       | <ul style="list-style-type: none"><li>· -d — Displays the time in the format, YYYYMMDDhhmmss.</li></ul> |
| <b>Output</b>      | The current iDRAC time is displayed.                                                                    |
| <b>Example</b>     |                                                                                                         |

```
· racadm getractive
 Mon May 13 17:17:12 2013

· racadm getractive -d
 20141126114423
```

# getremoteservicesstatus

**Table 34. Details of getremoteservicesstatus**

|                    |                                                                                                                                                                                                                                                                                                                                                                                                                                                                                                          |                                                                                                                                                                 |                                                                            |                                                                            |
|--------------------|----------------------------------------------------------------------------------------------------------------------------------------------------------------------------------------------------------------------------------------------------------------------------------------------------------------------------------------------------------------------------------------------------------------------------------------------------------------------------------------------------------|-----------------------------------------------------------------------------------------------------------------------------------------------------------------|----------------------------------------------------------------------------|----------------------------------------------------------------------------|
| <b>Description</b> | Displays the status of a system.                                                                                                                                                                                                                                                                                                                                                                                                                                                                         |                                                                                                                                                                 |                                                                            |                                                                            |
| <b>Synopsis</b>    | <code>racadm getremoteservicesstatus</code>                                                                                                                                                                                                                                                                                                                                                                                                                                                              |                                                                                                                                                                 |                                                                            |                                                                            |
| <b>Input</b>       | <code>racadm getremoteservicesstatus</code>                                                                                                                                                                                                                                                                                                                                                                                                                                                              |                                                                                                                                                                 |                                                                            |                                                                            |
| <b>Output</b>      | Possible values for the host system status                                                                                                                                                                                                                                                                                                                                                                                                                                                               | Possible values for the for LifeCycle controller(LC) status                                                                                                     | Possible values for the real time status                                   | Possible values for the overall status status                              |
|                    | <ul style="list-style-type: none"> <li>Powered Off</li> <li>In POST</li> <li>Out of POST</li> <li>Collecting System Inventory</li> <li>Automated Task Execution</li> <li>Lifecycle Controller Unified Server Configurator</li> <li>Server has halted at F1/F2 error prompt because of a POST error</li> <li>Server has halted at F1/F2/F11 prompt because there are no bootable devices available</li> <li>Server has entered F2 setup menu</li> <li>Server has entered F11 Boot Manager menu</li> </ul> | <ul style="list-style-type: none"> <li>Ready</li> <li>Not Initialized</li> <li>Reloading data</li> <li>Disabled</li> <li>In Recovery</li> <li>In Use</li> </ul> | <ul style="list-style-type: none"> <li>Ready</li> <li>Not ready</li> </ul> | <ul style="list-style-type: none"> <li>Ready</li> <li>Not ready</li> </ul> |

**Example**

```
racadm getremoteservicesstatus
```

# getsel

**Table 35. Details of getsel**

|                    |                                                                                                                                                                                                                                                                                                                                                                                                                                                                                                                                                                                                 |
|--------------------|-------------------------------------------------------------------------------------------------------------------------------------------------------------------------------------------------------------------------------------------------------------------------------------------------------------------------------------------------------------------------------------------------------------------------------------------------------------------------------------------------------------------------------------------------------------------------------------------------|
| <b>Description</b> | Displays all system event log (SEL) entries in iDRAC.                                                                                                                                                                                                                                                                                                                                                                                                                                                                                                                                           |
| <b>Synopsis</b>    | <ul style="list-style-type: none"> <li><code>racadm getsel [-i]</code></li> <li><code>racadm getsel [-s &lt;start&gt;] [-c &lt;count&gt;]</code></li> </ul> <p><b>NOTE:</b> If no arguments are specified, the entire log is displayed.</p>                                                                                                                                                                                                                                                                                                                                                     |
| <b>Input</b>       | <ul style="list-style-type: none"> <li><code>-i</code> — Displays the number of entries in the SEL.</li> <li><code>-s</code> — Displays the starting record number.</li> <li><code>-c</code> — Specifies the number of records to display.</li> <li><code>--more</code> — Displays a screen.</li> <li><code>-A</code> — Does not display headers or labels.</li> <li><code>-o</code> — Displays each record on a single line..</li> <li><code>-E</code> — Displays RAW SEL data along with the other data.</li> <li><code>-R</code> — Displays only the RAW SEL data for each record</li> </ul> |

### Example

- Display entire log.

```
racadm getsel
```

- Display number of records in log.

```
racadm getsel -i
```

## getsensorinfo

Table 36. Details of getsensorinfo

### Description

Displays the status for system sensors.

**NOTE:** For the Dell PowerEdge FX2 chassis with the FM120x4 server, the power-related information is not displayed.

### Synopsis

```
racadm getsensorinfo
```

```
racadm getsensorinfo -c
```

### Input

-c—Compact output format.

**NOTE:** Chassis Controller is supported only on Dell PowerEdge FX2, and GPU sensors are displayed only on PowerEdge C4130 servers.

### Example

```
racadm getsensorinfo
Sensor Type : POWER
```

Table 37. racadm getsensorinfo Sensor Type : POWER

| <Sensor Name> | <Status> | <Type> |
|---------------|----------|--------|
| PS1 Status    | Present  | AC     |

Sensor Type : TEMPERATURE

Table 38. Sensor Type : TEMPERATURE

| <Sensor Name>             | <Status> | <Reading> | <lc> | <uc> | <Inc>[R/W] | <Unc>[R/W] |
|---------------------------|----------|-----------|------|------|------------|------------|
| System Board Inlet Temp   | Ok       | 20 C      | -7 C | 47 C | 3 C [Y]    | 42C [Y]    |
| System Board Exhaust Temp | Ok       | 19 C      | 0 C  | 75 C | 0 C [N]    | 70 C [N]   |
| CPU1 Temp                 | Ok       | 59 C      | 3 C  | 97 C | 8 C [N]    | 92 C [N]   |

Sensor Type : FAN

Table 39. Sensor Type : FAN

| <Sensor Name>         | <Status> | <Reading> | <lc>    | <uc> | <PWM %> |
|-----------------------|----------|-----------|---------|------|---------|
| System Board Fan1 RPM | Ok       | 5880 RPM  | 600 RPM | NA   | 21%     |
| System Board Fan2 RPM | Ok       | 6000 RPM  | 600 RPM | NA   | 0%      |



|                       |    |          |         |    |      |
|-----------------------|----|----------|---------|----|------|
| System Board Fan3 RPM | Ok | 5880 RPM | 600 RPM | NA | 0%   |
| System Board Fan4 RPM | Ok | 5880 RPM | 600 RPM | NA | 0%   |
| System Board Fan5 RPM | Ok | 5640 RPM | 600 RPM | NA | 144% |
| System Board Fan6 RPM | Ok | 5880 RPM | 600 RPM | NA | 152% |

Sensor Type : VOLTAGE

**Table 40. Sensor Type : VOLTAGE**

| <Sensor Name>             | <Status> | <Reading> | <lc> | <uc> |
|---------------------------|----------|-----------|------|------|
| CPU1 VCORE PG             | Ok       | Good      | NA   | NA   |
| System Board 3.3V PG      | Ok       | Good      | NA   | NA   |
| System Board 5V AUX PG    | Ok       | Good      | NA   | NA   |
| CPU1 M23 VPP PG           | Ok       | Good      | NA   | NA   |
| System Board 1.05V PG     | Ok       | Good      | NA   | NA   |
| CPU1 M23 VDDQ PG          | Ok       | Good      | NA   | NA   |
| CPU1 M23 VTT PG           | Ok       | Good      | NA   | NA   |
| System Board 5V SWITCH PG | Ok       | Good      | NA   | NA   |
| System Board VCCIO PG     | Ok       | Good      | NA   | NA   |
| System Board 2.5V AUX PG  | Ok       | Good      | NA   | NA   |
| CPU1 M01 VDDQ PG          | Ok       | Good      | NA   | NA   |
| System Board NDC PG       | Ok       | Good      | NA   | NA   |
| CPU1 M01 VPP PG           | Ok       | Good      | NA   | NA   |
| System Board 1.5V PG      | Ok       | Good      | NA   | NA   |
| System Board PS2 PG Fail  | Ok       | Good      | NA   | NA   |
| System Board PS1 PG Fail  | Ok       | Good      | NA   | NA   |
| System Board 1.5V AUX PG  | Ok       | Good      | NA   | NA   |
| CPU1 M01 VTT PG           | Ok       | Good      | NA   | NA   |
| PS1 Voltage 1             | Ok       | 240 V     | NA   | NA   |
| System Board DIMM PG      | Ok       | Good      | NA   | NA   |

Sensor Type : CURRENT

**Table 41. Sensor Type : CURRENT**

| <Sensor Name>                      | <Status> | <Reading> | <lc> | <uc>       | <Inc> [R/W] | <unc> [R/W]       |
|------------------------------------|----------|-----------|------|------------|-------------|-------------------|
| PS1 Current<br>1                   | Ok       | 0.4 Amps  | NA   | NA         | 0 Amps [N]  | 0 Amps [N]        |
| System Board<br>Pwr<br>Consumption | Ok       | 56 Watts  | NA   | 1386 Watts | 0 Watts [N] | 1260 Watts<br>[N] |

Sensor Type : PROCESSOR

**Table 42. Sensor Type : PROCESSOR**

| <Sensor Name> | <Status> | <State>           | <lc> | <uc> |
|---------------|----------|-------------------|------|------|
| CPU1 Status   | Ok       | Presence Detected | NA   | NA   |
| CPU2 Status   | N/A      | Absent            | NA   | NA   |

Sensor Type : MEMORY

**Table 43. Sensor Type : MEMORY**

| <Sensor Name> | <Status> | <State>           | <lc> | <uc> |
|---------------|----------|-------------------|------|------|
| DIMM A1       | N/A      | Presence Detected | NA   | NA   |
| DIMM A2       | N/A      | Absent            | NA   | NA   |
| DIMM A3       | Ok       | Absent            | NA   | NA   |
| DIMM A4       | N/A      | Absent            | NA   | NA   |
| DIMM A5       | N/A      | Absent            | NA   | NA   |
| DIMM A6       | N/A      | Absent            | NA   | NA   |
| DIMM A7       | N/A      | Absent            | NA   | NA   |
| DIMM A8       | N/A      | Absent            | NA   | NA   |
| DIMM A9       | N/A      | Absent            | NA   | NA   |
| DIMM A10      | N/A      | Absent            | NA   | NA   |
| DIMM A11      | N/A      | Absent            | NA   | NA   |
| DIMM A12      | N/A      | Absent            | NA   | NA   |
| DIMM B1       | N/A      | Absent            | NA   | NA   |
| DIMM B2       | N/A      | Absent            | NA   | NA   |
| DIMM B3       | N/A      | Absent            | NA   | NA   |
| DIMM B4       | N/A      | Absent            | NA   | NA   |
| DIMM B5       | N/A      | Absent            | NA   | NA   |
| DIMM B6       | N/A      | Absent            | NA   | NA   |
| DIMM B7       | N/A      | Absent            | NA   | NA   |
| DIMM B8       | N/A      | Absent            | NA   | NA   |
| DIMM B9       | N/A      | Absent            | NA   | NA   |
| DIMM B10      | N/A      | Absent            | NA   | NA   |
| DIMM B11      | N/A      | Absent            | NA   | NA   |

DIMM B12                      N/A                                      Absent                                      NA                                      NA

Sensor Type : Chassis Controller

**Table 44. Sensor Type : Chassis Controller**

| <Sensor Name>      | <Status> | <State> |
|--------------------|----------|---------|
| Chassis Controller | OK       | OK      |

```

/tmp # vi idraclogs
4 23:09:39 idrac8 L4, S3 [2440]: sessionmanagement_dmmapping_thread() confd (2)
4 23:09:39 idrac8 L4, S3 [2440]: request.command is 13
4 23:09:39 idrac8 L4, S3 [10297]: AddMessageToLclogEI() Obtained MUT Flag
4 23:09:39 idrac8 L4, S3 [10297]: ___ AddMessageToLclogEI : DCLCLWRAPCreateTLVLi
4 23:09:39 idrac8 L4, S3 [10297]: GetSledType() shmStatus 0 shmData0
4 23:09:39 idrac8 L5, S3 [10297]: RacadmcheckRSMStatus: This is RSM capable syst
4 23:09:40 idrac8 L4, S3 [10297]: ret is 0
4 23:09:40 idrac8 L4, S3 [10297]: probename is Chassis Controller
4 23:09:40 idrac8 L4, S3 [10297]: pCMCStatusobj->offsetKey is 24
4 23:09:40 idrac8 L4, S3 [10297]: pCMCStatusobj->sensorValue is 0
4 23:09:40 idrac8 L4, S3 [10297]: MAP Uninitialized, time to uninit = 0 millise
4 23:09:40 idrac8 L4, S3 [10297]: RACADM total execution time: 1680 milliseconds

```

Sensor Type : BATTERY

**Table 45. Sensor Type : BATTERY**

| <Sensor Name>             | <Status> | <Reading> | <lc> | <uc> |
|---------------------------|----------|-----------|------|------|
| System Board CMOS Battery | Ok       | Present   | NA   | NA   |
| PERC1 ROMB Battery        | Ok       | Unknown   | NA   | NA   |
| PERC2 ROMB Battery        | Ok       | Unknown   | NA   | NA   |

Sensor Type : PERFORMANCE

**Table 46. Sensor Type : PERFORMANCE**

| <Sensor Name>                | <Status> | <Status>     | <lc> | <uc> |
|------------------------------|----------|--------------|------|------|
| System Board Power Optimized | Ok       | Not Degraded | NA   | NA   |

Sensor Type : INTRUSION

**Table 47. Sensor Type : INTRUSION**

| <Sensor Name>          | <Intrusion> | <Status> |
|------------------------|-------------|----------|
| System Board Intrusion | Closed      | Power ON |

Sensor Type : REDUNDANCY

**Table 48. Sensor Type : REDUNDANCY**

| <Sensor Name>               | <Status>       | <Type> |
|-----------------------------|----------------|--------|
| System Board Fan Redundancy | Full Redundant | Fan    |

System Board PS Redundancy Disabled PSU

Sensor Type : SYSTEM PERFORMANCE

Table 49. Sensor Type : SYSTEM PERFORMANCE

| <Sensor Name>          | <Status>     | <Reading> | <lc> | <uc> | <Inc> [R/W] | <unc> [R/W] |
|------------------------|--------------|-----------|------|------|-------------|-------------|
| System Board CPU Usage | Non-Critical | 0%        | 0%   | 100% | 0% [N]      | 99% [Y]     |
| System Board IO Usage  | Non-Critical | 0%        | 0%   | 100% | 0% [N]      | 99% [Y]     |
| System Board MEM Usage | Non-Critical | 0%        | 0%   | 100% | 0% [N]      | 99% [Y]     |
| System Board SYS Usage | Non-Critical | 0%        | 0%   | 100% | 0% [N]      | 99% [Y]     |

## getssninfo

Table 50. Details of getssninfo

### Description

Displays a list of users that are connected to iDRAC. The following information is displayed:

- Session ID
- Username
- IP address (if applicable)
- Session type (for example, serial or Telnet)
- Login date and time in MM/DD/YYYY HH:MM:SS format

**NOTE:** Based on the Session ID (SSNID) or the user name (User), the iDRAC administrator can close the respective sessions or all the sessions using the `closeasn` subcommand. For more information, see [closeasn](#).

### Synopsis

```
racadm getssninfo [-u <username>] [-A]
```

### Input

- `-u` — displays only sessions associated with a specific user.
- `-A` — does not display headers or labels.

### Example

```
racadm getssninfo
```

Table 51. `racadm getssninfo`

| SSNID | Type | User | IP Address   | Login Date/Time     |
|-------|------|------|--------------|---------------------|
| 58999 | SSH  | root | 192.168.0.10 | 04/07/2016 12:00:34 |

Display the details of sessions without header

```
racadm getssninfo -A
```

```
"43584" "SSH" "root" "192.168.0.10" "04/07/2016 12:00:34"
```

## getsvctag

Table 52. Details of getsvctag

### Description

Displays the service tag of the host system.

## Synopsis

```
racadm getsvctag
```

## Output

Any system tag as applicable.

## Example

- Display the service tag of the host system.

```
racadm getsvctag
```

# getsysinfo

Table 53. Details of getsysinfo

## Description

Displays information related to iDRAC, managed system, and watchdog configuration.

**NOTE:** The hostname and OS Name fields in the `getsysinfo` output display accurate information only if the OpenManage Server Administrator (OMSA) is installed on the managed system. If OMSA is not installed these fields may be blank or inaccurate. An exception to this are VMware operating system names, which are displayed even if OMSA is not installed on the managed system.

## Synopsis

```
racadm getsysinfo [-d] [-A] [-c] [-4] [-6]
```

## Input

- `-4`—Displays IPv4 settings
- `-6`—Displays IPv6 settings
- `-c`—Displays common settings
- `-d`—Displays iDRAC information
- `-A`—Eliminates the printing of headers or labels

## Output

```
RAC Information:
RAC Date/Time = Fri May 5 10:56:23 2017

Firmware Version = 3.00.00.00
Firmware Build = 62
Last Firmware Update = 05/02/2017 06:49:43
Hardware Version = 0.01
MAC Address = 84:7b:eb:d5:03:e0
SVC Tag = BDC14GH

Common settings:
Register DNS RAC Name = 1
DNS RAC Name = ipmierrata
Current DNS Domain = sha512.com
Domain Name from DHCP = Disabled

IPv4 settings:
Enabled = 1
Current IP Address = 10.94.195.33
Current IP Gateway = 10.94.195.1
Current IP Netmask = 255.255.255.0
DHCP Enabled = 1
Current DNS Server 1 = 10.94.192.67
Current DNS Server 2 = 0.0.0.0
DNS Servers from DHCP = Disabled

IPv6 settings:
Enabled = 1
Current IP Address 1 = 2011:de11:bdc:195::16e/64
Current IP Gateway = fe80::21c:23ff:fe6a:1106
Autoconfig = 1
Link Local IP Address = fe80::ba2a:72ff:fe6c:4fb0/64
Current IP Address 2 = ::
Current IP Address 3 = ::
Current IP Address 4 = ::
Current IP Address 5 = ::
```

```

Current IP Address 6 = ::
Current IP Address 7 = ::
Current IP Address 8 = ::
Current IP Address 9 = ::
Current IP Address 10 = ::
Current IP Address 11 = ::
Current IP Address 12 = ::
Current IP Address 13 = ::
Current IP Address 14 = ::
Current IP Address 15 = ::
DNS Servers from DHCPv6 = Disabled
Current DNS Server 1 = 2011:de11:bdc:192::67/64
Current DNS Server 2 = ::

System Information:
System Model = PowerEdge R630
System Revision = I
System BIOS Version = 1.3.6
Service Tag = 62T3232
Express Svc Code = 13230477902
Host Name = WIN-2TA05N3JSLD
OS Name = Microsoft Windows Server 2008 R2, Enterprise x64 Edition
OS Version = Version 6.1 (Build 7601 : Service Pack 1) (x64) Server Full In
Power Status = OFF
Fresh Air Capable = Yes

```

### Example

- Display system information

```
racadm getsysinfo -c
```

- Display iDRAC information

```
racadm getsysinfo -d
```

- Display IPv4 details without header

```
racadm getsysinfo -A
```

```

"RAC IPv4 Information:"
"1"
"10.94.195.33"
"10.94.195.1"
"255.255.255.0"
"1"
"10.94.192.67"
"0.0.0.0"
"1"

```

- Display svctag information

```
racadm -r 10.94.95.96 getsysinfo -d
```

## gettracelog

**Table 54. Details of gettracelog**

**Description** Lists all the trace login entries of iDRAC.

### Synopsis

- `racadm gettracelog [-i]`
- `racadm gettracelog [-s <start>] [-c <count>]`

### Input

- `-i` — Displays the number of entries in iDRAC trace log.

- `-c` — Specifies the number of records to display.
- `-s` — Specifies the starting record to display.

### Output

The default output display shows the record number, timestamp, source and description. The timestamp begins at midnight, January 1 and increases until the system starts. After the system starts, the system's timestamp is used.

### Example

- Display entire log

```
racadm gettracelog
```

- Display number of records in log

```
racadm gettracelog -i
```

```
Total Records: 228
```

## getversion

**Table 55. Details of getversion**

### Description

Displays the current software version, model and generation information, and whether the target device can be updated.

### Synopsis

- `racadm getversion`
- `racadm getversion [-b | -c | -i]`
- `racadm getversion [-f <filter>]`

### Input

- `-c` — Displays the server's current CPLD version.
- `-b` — Displays the server's current BIOS version.
- `-i` — Displays the server's current IDS DM version.
- `-f <filter>` — Filters the components and must be one of the following values:
  - `bios`: BIOS
  - `idrac`: iDRAC
  - `lc`: Lifecycle Controller
  - `idsdm`: SD card

```
racadm getversion -c
```

**Table 56. Details of racadm getversion -c**

| <b>&lt;Server&gt;</b> | <b>&lt;CPLD Version&gt;</b> | <b>&lt;Blade Type&gt;</b> |
|-----------------------|-----------------------------|---------------------------|
| server-1              | 1.0.5                       | PowerEdgeM520             |
| server-2              | 1.0.3                       | PowerEdgeM610x            |
| server-4              | 1.0.0                       | PowerEdgeM710HD           |
| server-5              | 1.0.3                       | PowerEdgeM710             |
| server-7              | 1.0.6                       | PowerEdgeM620             |

|          |       |               |
|----------|-------|---------------|
| server-9 | 1.0.5 | PowerEdgeM520 |
|----------|-------|---------------|

```
racadm getversion
Bios Version = 2.0.18
iDRAC Version = 2.00.00.00
Lifecycle Controller Version = 2.00.00.00
```

racadm getversion -b

**Table 57. Details of racadm getversion -b**

| <Server> | <BIOS Version> | <Blade Type>    |
|----------|----------------|-----------------|
| server-1 | 1.6.0          | PowerEdgeM520   |
| server-2 | 6.3.0          | PowerEdgeM610x  |
| server-4 | 7.0.0          | PowerEdgeM710HD |
| server-5 | 6.3.0          | PowerEdgeM710   |
| server-7 | 1.7.1          | PowerEdgeM620   |
| server-9 | 1.7.1          | PowerEdgeM520   |

**Table 58. Details**

| <Switch> | <Model Name>            | <HW Version> | <FW Version> |
|----------|-------------------------|--------------|--------------|
| switch-1 | MXL 10/40GbE            | X01          | 9-2 (0-296)  |
| switch-2 | M8024-k 10GbE SW        | A00          | 5.0.1.3      |
| switch-3 | Dell PowerConnect M8024 | X00          |              |
| switch-4 | Dell PowerConnect M8024 | X00          |              |
| switch-5 | Dell PowerConnect M6348 | X02          |              |
| switch-6 | Dell PowerConnect M6220 | A01          |              |



# GroupManager

Table 59. Details of GroupManager

## Description

Allows you to:

- Delete the group from the group manager.
- Remove the iDRAC from group by itself by using admin privileges.
- Join the group using administrator privileges.

**NOTE:** This subcommand is supported only on iDRAC9.

## Synopsis

- To delete the group from the group manager.

```
groupmanager delete -g <groupname>
```

- To remove the iDRAC from group by itself by using administrator privileges.

```
groupmanager removeself -g <groupname>
```

- To join the group using administrator privileges.

```
groupmanager joingroup -g <groupname> -uid <uid> -pcode < grouppasscode>
```

## Input

- `-g`— Specifies the name of the iDRAC member group
- `-uid` — Specifies the group user id
- `-pcode`— Specifies the group passcode

## Example

- To delete the group from the groupmanager:

```
racadm groupmanager delete -g <groupname>
```

- To remove the iDRAC from the group by itself:

```
racadm groupmanager removeself -g <groupname>
```

- To join server to the local iDRAC group:

```
racadm groupmanager joingroup -g <mygrpxyz> -uid <uid1234> -pcode <12345>
```

# hwinventory

Table 60. Details of hwinventory

## Description

Allows you to display or export current internal hardware inventory or shipped hardware inventory by device.

**NOTE:** iDRAC supports a maximum of 12 parallel sessions of hardware inventory.

## Synopsis

- `racadm hwinventory`
- `racadm hwinventory NIC|FC`
- `racadm hwinventory <FQDD>`
- `racadm hwinventory export -f <filename> -u <username> -p <password> -l <CIFS, NFS, HTTP, or HTTPS share>`

## Input

- `<FQDD>` — Specifies the FQDD of the target device.
  - `FQDD` — NIC.Slot.1-2

**NOTE:** The `hwinventory` subcommand supports NIC and FC FQDDs only.

- `-f` — Exported Hardware Inventory filename.

- `-u` — Username of the remote share to where the file must be exported. Specify user name in a domain as **domain/username**
- `-p` — Password for the remote share to where the file must be exported.
- `-l` — Network share location to where the Hardware Inventory must be exported.

## Examples

- To get the hwinventory, run the following command:

```
racadm hwinventory
[InstanceID: DIMM.Socket.B1]
Device Type = Memory
RemainingRatedWriteEndurance = 0 %
SystemEraseCapability = Not Supported
CacheSize = 0 MB
NonVolatileSize = 0 MB
VolatileSize = 32768 MB
MemoryTechnology = NVDIMM-F
Rank = Double Rank
PrimaryStatus = OK
ManufactureDate = Mon Jun 12 07:00:00 2017 UTC
Model = DDR4 DIMM
PartNumber = M393A4K40BB2-CTD
SerialNumber = 35F0538B
Manufacturer = Samsung
BankLabel = B
Size = 32768 MB
CurrentOperatingSpeed = 2133 MHz
Speed = 2666 MHz
MemoryType = DDR-4
DeviceDescription = DIMM B1
FQDD = DIMM.Socket.B1
InstanceID = DIMM.Socket.B1
LastUpdateTime = 2018-05-21T14:25:36
LastSystemInventoryTime = 2018-06-04T03:53:01

[InstanceID: DIMM.Socket.A2]
Device Type = Memory
SystemEraseCapability = Not Supported
CacheSize = 0 MB
NonVolatileSize = 0 MB
VolatileSize = 32768 MB
MemoryTechnology = NVDIMM-F
Rank = Double Rank
PrimaryStatus = OK
ManufactureDate = Mon Jun 12 07:00:00 2017 UTC
Model = DDR4 DIMM
PartNumber = M393A4K40BB2-CTD
SerialNumber = 35F045C3
Manufacturer = Samsung
BankLabel = A
Size = 32768 MB
CurrentOperatingSpeed = 2133 MHz
Speed = 2666 MHz
MemoryType = DDR-4
DeviceDescription = DIMM A2
FQDD = DIMM.Socket.A2
InstanceID = DIMM.Socket.A2
LastUpdateTime = 2018-05-21T14:25:36
LastSystemInventoryTime = 2018-06-04T03:53:01

[InstanceID: DIMM.Socket.A7]
Device Type = Memory
SystemEraseCapability = Not Supported
CacheSize = 0 MB
NonVolatileSize = 16384 MB
VolatileSize = 0 MB
MemoryTechnology = NVDIMM-P
Rank = Single Rank
```

```

PrimaryStatus = OK
ManufactureDate = Mon Mar 13 07:00:00 2017 UTC
Model = DDR4 DIMM
PartNumber = 18ASF2G72XF12G6V21AB
SerialNumber = 1648DCC4
Manufacturer = Micron Technology
BankLabel = A
Size = 16384 MB
CurrentOperatingSpeed = 2133 MHz
Speed = 2666 MHz
MemoryType = DDR-4
DeviceDescription = DIMM A7
FQDD = DIMM.Socket.A7
InstanceID = DIMM.Socket.A7
LastUpdateTime = 2018-05-21T14:25:36
LastSystemInventoryTime = 2018-06-04T03:53:01

```

- To get the list of NIC FQDDs, run the following command:

```

racadm hwinventory nic
NIC.Slot.2-1-1:Emulex OCe14102-U1-D - 00:90:FA:4C:FE:C2
PartitionCapable : 1

NIC.Slot.2-1-2:Emulex OCe14102-U1-D - 00:90:FA:4C:FE:C3
PartitionCapable : 2

NIC.Slot.2-1-3:Emulex OCe14102-U1-D - 00:90:FA:4C:FE:C4
PartitionCapable : 3

NIC.Slot.2-1-4:Emulex OCe14102-U1-D - 00:90:FA:4C:FE:C5
PartitionCapable : 4

```

- To display the statistics for the NIC FQDD, type the following command:

```
$racadm hwinventory <NIC FQDD>
```

```

Total RDMA Packets Received: 0
Total RDMA Packets Transmitted: 0
Total RDMA Bytes Transmitted: 0
Total RDMA Bytes Received: 0
Total RDMA Transmitted ReadRequest Packets: 0
Total RDMA Transmitted Send Packets: 0
Total RDMA Transmitted Write Packets: 0
Total RDMA Protocol Errors: 0
Total RDMA Protection Errors: 0

```

- To get the complete details for NIC.Integrated.1-4-1, type the following command:

```

racadm hwinventory NIC.Integrated.1-4-1
Device Description: Integrated NIC 1 Port 4 Partition 1
PCI Vendor ID: 14e4
PCI Sub Vendor ID: 1028
PCI Device ID: 165F
PCI Sub Device ID: 1f5b
Current MAC Address: 74:86:7A:D6:E0:EF
Permanent MAC Address: 74:86:7A:D6:E0:EF
Virtual iSCSI MAC Address: Unavailable
Permanent iSCSI MAC Address: Unavailable
Virtual FIP MAC Address: Unavailable
Permanent FIP MAC Address: Unavailable
Permanent FCoE MAC Address: Unavailable
Slot Type: Not Applicable
Data Bus Width: Unknown

```

|                                                                   |                           |
|-------------------------------------------------------------------|---------------------------|
| Slot Length:                                                      | Not Applicable            |
| Bus Number:                                                       | 2                         |
| DeviceNumber:                                                     | 0                         |
| Function Number:                                                  | 1                         |
| Last Update Time:                                                 | 20140508190902.000000+000 |
| Last System Inventory Time:                                       | 20140515163940.000000+000 |
| ProductName:                                                      | BCM GbE 4P 5720-t rNDC    |
| WWN:                                                              | Unavailable               |
| VirtWWN:                                                          | Unavailable               |
| WWPN:                                                             | Unavailable               |
| VirtWWPN:                                                         | Unavailable               |
| Family Version:                                                   | 7.8.16                    |
| Controller BIOS Version:                                          | 1.32                      |
| EFI Version:                                                      | 16.2.4                    |
| Max Bandwidth:                                                    | 0                         |
| Min Bandwidth:                                                    | 0                         |
| FCoE WWNN:                                                        |                           |
| Vendor Name:                                                      | Broadcom Corp             |
| Number of PCI-e Functions Supported per Port:                     | 1                         |
| Number of PCI-e Functions Currently Enabled per Port:             | 1                         |
| Family Driver Version:                                            | Unavailable               |
| Protocol:                                                         | 1                         |
| Link Duplex:                                                      | Not Applicable            |
| Link Speed:                                                       | Not Applicable            |
| Auto Negotiated:                                                  | Disabled                  |
| Transmit Flow Control:                                            | Off                       |
| Receive Flow Control:                                             | Off                       |
| Media Type:                                                       | Unavailable               |
| NIC Mode:                                                         | Disabled                  |
| FCoE Offload Mode:                                                | Disabled                  |
| iSCSI Offload Mode:                                               | Disabled                  |
| Max Number of IOs per session supported:                          | 0                         |
| Number of Max LOGINs per port:                                    | 0                         |
| Max Number of exchanges:                                          | 0                         |
| Max NPIV WWN per port:                                            | 0                         |
| Number of Targets Supported:                                      | 0                         |
| Max Number of outstanding commands supported across all sessions: | 0                         |
| Flex Addressing:                                                  | Capable                   |
| UEFI:                                                             | Capable                   |
| iSCSI Offload:                                                    | Not Capable               |
| iSCSI Boot:                                                       | Capable                   |
| TCP OffloadEngine:                                                | Not Capable               |
| FCoE:                                                             | Not Capable               |
| FCoE Boot:                                                        | Not Capable               |
| PXE Boot:                                                         | Capable                   |
| SRIOV:                                                            | Not Capable               |
| Wake on LAN:                                                      | Capable                   |
| Network Management Pass Through:                                  | Capable                   |
| OS2BMC PassThrough:                                               | Capable                   |
| Energy Efficient Ethernet:                                        | Capable                   |
| On Chip Thermal Sensor:                                           | Capable                   |
| NPar:                                                             | Not Capable               |
| Remote PHY:                                                       | Not Capable               |
| Feature Licensing:                                                | Not Capable               |
| IPSec Offload:                                                    | Not Capable               |
| MAC Sec:                                                          | Not Capable               |
| RDMA:                                                             | Not Capable               |
| Enhanced Transmission Selection:                                  | Not Capable               |
| Priority Flow Control:                                            | Not Capable               |
| DCB Exchange Protocol:                                            | Not Capable               |
| Congestion Notification:                                          | Not Capable               |
| VEB-VEPA Single Channel:                                          | Not Capable               |
| VEB-VEPA Multi Channel:                                           | Not Capable               |
| EVB:                                                              | Not Capable               |
| BPE:                                                              | Not Capable               |
| Open Flow:                                                        | Not Capable               |
| Partition WOL Support:                                            | Not Capable               |
| Virtual Link Control:                                             | Not Capable               |
| Partition RX Flow Control:                                        | Not Capable               |
| Partition TX Flow Control:                                        | Not Capable               |

```
TX Bandwidth Control Maximum: Not Capable
TX Bandwidth Control Minimum: Not Capable
```

- To export the inventory to a remote CIFS share, type the following command:

```
racadm hwinventory export -f Myinventory.xml -u admin -p xxx
-l //1.2.3.4/share
```

- To export the inventory to a remote NFS share, type the following command:

```
racadm hwinventory export -f Myinventory.xml -u admin -p xxx
-l 1.2.3.4:/share
```

- To export the inventory to local file system using local Racadm, type the following command:

```
racadm hwinventory export -f Myinventory.xml
```

- To export the inventory to a remote HTTP share:

```
racadm hwinventory export -f Myinventory.xml -u httpuser -p httppass -l http://test.com/
share
```

- To export the inventory to a remote HTTPS share:

```
racadm hwinventory export -f Myinventory.xml -u httpuser -p httppass -l http://test.com/
share
```

- To display the Standard hardware inventory verbose description for the FC.Slot.2-1, type the following command:

```
racadm hwinventory FC.Slot.2-1
PCI Vendor ID: 1077
PCI Sub Vendor ID: 1077
PCI Device ID: 2532
PCI Sub Device ID: 015c
PCI Bus: 67
PCI Device: 0
PCI Function: 0
Vendor Name: Unavailable
Device Name: QLogic QLE2560 8Gb Fibre Channel Adapter -
21000024FF089D8A
WWN: 20:00:00:24:FF:08:9D:8A
VirtWWN: 20:00:00:24:FF:08:9D:8A
WWPN: 21:00:00:24:FF:08:9D:8A
VirtWWPN: 21:00:00:24:FF:08:9D:8A
Chip Type: ISP2532
Family Version: 02.57.14
EFI Version: 2.34
OS Driver Version: Unavailable
First FC Target WWPN: 50:06:01:60:44:60:28:8C
First FC Target LUN: 0
Second FC Target WWPN: 00:00:00:00:00:00:00:00
Second FC Target LUN: 0
Hard Zone Address: 0
Hard Zone Enable: Disabled
FC Tape Enable: Disabled
Loop reset Delay: 5
Frame Payload Size : 2048
Fabric Login Retry Count: 0
Fabric Login Timeout: 0
Port Login Retry Count: 8
Port Login Timeout: 3000
Port Down Retry Count: 45
Port Down Timeout: 0
Link Down Timeout: 45000
Port Number: 1
Port Speed: 0
No capabilities found for FQDD "FC.Slot.2-1"
/admin1-> racadm hwinventory FC.Slot.3-1
PCI Vendor ID: 1077
PCI Sub Vendor ID: 1077
PCI Device ID: 2031
PCI Sub Device ID: 0256
PCI Bus: 4
```

```

PCI Device: 0
PCI Function: 0
Vendor Name: QLogic
Device Name: QLogic QLE2660 16Gb FC Adapter -
2001000E1E091075
WWN: 20:00:00:0E:1E:09:10:75
VirtWWN: 20:00:00:0E:1E:09:10:75
WWPN: 20:01:00:0E:1E:09:10:75
VirtWWPN: 20:01:00:0E:1E:09:10:75
Chip Type: 8324, Rev. 02
Family Version: 02.00.84
EFI Version: 5.30
OS Driver Version: 9.1.10.27
First FC Target WWPN: 00:00:00:00:00:00:00:00
First FC Target LUN: 0
Second FC Target WWPN: 00:00:00:00:00:00:00:00
Second FC Target LUN: 0
Hard Zone Address: 0
Hard Zone Enable: Disabled
FC Tape Enable: Disabled
Loop reset Delay: 5
Frame Payload Size : 2048
Fabric Login Retry Count: 0
Fabric Login Timeout: 0
Port Login Retry Count: 8
Port Login Timeout: 3000
Port Down Retry Count: 30
Port Down Timeout: 0
Link Down Timeout: 30000
Port Number: 1
Port Speed: 0
Max Number of IOs per connection supported: 9
Maximum number of Logins per port: 8
Maximum number of exchanges: 9
Maximum NPIV per port: 1
Maximum number of FC Targets supported: 8
Maximum number of outstanding commands across all connections: 9
Flex Addressing: Capable
UEFI: Capable
FC Start: Capable
On Chip Thermal Sensor: Capable
Feature Licensing: Not Capable

```

## ifconfig

**Table 61. Details of ifconfig**

**Description** Displays the contents of the network interface table.  
To use this subcommand, you must have the Execute Diagnostic Commands permission.

**Synopsis**

```
racadm ifconfig
```

**Input** N/A

**Table 62. Example**

```
eth0
Link encap:Ethernet HWaddr 00:1D:09:FF:DA:23
inet addr:192.168.0.0 Bcast:192.168.0.255 Mask:255.255.255.0
UP BROADCAST RUNNING MULTICAST MTU:1500 Metric:1
RX packets:2550665 errors:0 dropped:0 overruns:0 frame:0
TX packets:0 errors:0 dropped:0 overruns:0 carrier:0
collisions:0 txqueuelen:1000
RX bytes:272532097 (259.9 MiB) TX bytes:0 (0.0 B)
```

# inlettemphistory

Table 63. Details of inlettemphistory

## Description

Displays the average and the peak temperatures during the last hour, day, week, month, or year. Also Exports the inlet temperature history data file. The file can be exported to a remote file share, local file system, or the management station.

**NOTE:** For FM120x4 systems, this subcommand provides the historical data for system board temperature.

## Synopsis

- ```
racadm inlettemphistory export -f <filename> -t <type> [-u <username of the network share>] [-p <password for the remote share>] [-i <network share location>]
```
- ```
racadm inlettemphistory get
```

This command does not support setting the proxy parameters if the share location (-i) is HTTP/HTTPS. To perform the operation with HTTP or HTTPS through a proxy, the proxy parameters must be first configured using the lifecyclecontroller.lcattributes. Once these proxy parameters are configured, they become the part of default configuration; the proxy attributes should be cleared to end use of the HTTP/HTTPS proxy.

The valid lifecyclecontroller.lcattributes HTTP/HTTPS proxy parameters are:

- UserProxyUserName
- UserProxyPassword
- UserProxyServer
- UserProxyPort
- UserProxyType

To view the list of proxy attributes, use `racadm get lifecycleController.lcAttributes`.

## Input

- f — Exports inlet temperature history filename. The maximum length of this parameter is 64 characters.  
**NOTE:** If a file with the specified filename exists, then the older file is replaced with the new history file.
  - u — User name of the remote share to export the file. Specify user name in a domain as domain or username.
  - p — Password for the remote share to where the file must be exported.
  - i — Network share location to where the inlet temperature history must be exported. The maximum length of this parameter is 256 characters.  
**NOTE:** The supported network locations are CIFS, NFS, HTTP, and HTTPS.
  - t — Specifies the exported file type. Valid values are xml and csv. These values are case-insensitive.
- NOTE:** From firmware RACADM, only export to a remote share is supported. The behavior of remote share is not defined when the path specified (-i) contains special characters.

## Example

- Export the log to a remote CIFS share.

```
racadm inlettemphistory export -f Mylog.xml -u admin -p xxx -i //1.2.3.4/share -t xml
```

- Export the log to a remote HTTP share.

```
racadm inlettemphistory export -f Mylog.xml -u httpuser -p httppwd\n -i http://test.com -t xml
```

- Export the log to a remote HTTPS share.

```
racadm inlettemphistory export -f Mylog.xml -u httpsuser -p httpspwd\n -i https://test.com -t xml
```

- Export the log to local file system using Local RACADM.

```
racadm inlettemphistory export -f Mylog.xml -t xml
```

- Export the log to management station using Remote RACADM.

```
racadm -r 1.2.3.4 -u user -p xxx inlettemphistory export -f Mylog.csv -t csv
```

- View the inlet temperature history.

```
racadm inlettemphistory get
```

```
Duration Above Warning Threshold as Percentage = 0.0%
Duration Above Critical Threshold as Percentage = 0.0%
```

#### Average Temperatures

```
Last Hour = 23C (73.4F)
Last Day = 24C (75.2F)
Last Week = 24C (77.0F)
Last Month = 25C (77.0F)
Last Year = 23C (73.4F)
```

#### Peak Temperatures

```
Last Hour = 23C (73.4F) [At Wed, 21 May 2017 11:00:57]
Last Day = 25C (77.0F) [At Tue, 21 May 2017 15:37:23]
Last Week = 27C (80.6F) [At Fri, 20 May 2017 10:38:20]
Last Month = 29C (84.2F) [At Wed, 16 May 2017 15:34:13]
Last Year = 29C (84.2F) [At Wed, 16 May 2017 15:34:13]
```

- Configure the proxy parameter.

```
racadm set lifecyclecontroller.lcattributes.UserProxyUsername admin1
```

- Remove the the proxy parameter.

```
racadm set lifecyclecontroller.lcattributes.UserProxyUsername
```

- View the list of proxy attributes.

```
racadm get lifecycleController.lcAttributes
```

## jobqueue

Table 64. Details of jobqueue

### Description

Enables you to view and delete a job or jobs in the current Job Queue.

#### NOTE:

- **To run this subcommand, you must have the Server control privilege.**
- **If an unexpected error message is displayed for any operation, ensure you delete some jobs in the jobqueue and retry the operation.**
- **Use jobqueue create command after applying a pending device configuration. Else, you may see a job creation and deletion in the lcllog.**
- **Multi-object Set commands using INI, XML, or JSON files do NOT require a jobqueue create command; jobs will be automatically created by the Set command.**

### Synopsis

```
racadm jobqueue view -i<jobid>
```

```
racadm jobqueue delete [-i<jobid>][--all]
```



where valid options are `-i` and `--all`.

```
racadm jobqueue create <fqdd> [-r <reboot type>] [-s <start time>] [-e <expiry time>]
```

```
racadm jobqueue create <fqdd> [-r <reboot type>] [-s <start time>] [-e <expiration time>] [--realtime]
```

## Input

- `-i` — Specifies a job ID that is displayed or deleted.
  - **NOTE:** The value `JID_CLEARALL` will force delete all the possible jobs in the queue.
- `--all` — The job IDs that are not applicable are deleted.
- `-fqdd` — Specifies an FQDD for which a job should be created.
- `-r <reboot type>` — Specifies a reboot type.
  - `none` — No Reboot Job. This option is the default value.
  - `pwr cycle` — Power cycle.
  - `graceful` — Graceful Reboot without forced shut down.
  - `forced` — Graceful Reboot with forced shut down.
- `start time` — Specifies a start time for job scheduled in the `yyymmddhhmmss` format. `TIME_NOW` means immediate. Next Reboot means job is in scheduled state until the next manual restart.
- `expiry time` — Specifies expiry time for the job execution in the `yyymmddhhmmss` format. The job must start by this time. `TIME_NA` means expiry time is not applicable.
- `--realtime` — Specifies the real time job.
  - **NOTE:**
    - `--realtime` is applicable for storage configuration commands run on systems with PERC 9 cards with firmware version 9.1 and later.
    - `-r` option is not valid for real time configuration.

## Example

- View jobs in the current job queue.

```
racadm jobqueue view
```

- View status of a specific job ID.

```
racadm jobqueue view -i <JobID>
```

- Issue configuration changes for a PERC controller then start a real time job to execute the changes.

```
racadm set RAID.Slot.3-1.RAIDdefaultWritePolicy WriteBack
racadm set RAID.Slot.3-1.Name "Prod Workload"
racadm jobqueue create RAID.Slot.3-1 -realtime
```

- Delete all possible jobs from the current job queue.

```
racadm jobqueue delete --all
```

- Delete a specific job from the current job queue.

```
racadm jobqueue delete -i <JobID>
```

- To clear all the jobs in the job queue.

```
racadm jobqueue delete -i JID_CLEARALL
```

- Create a Job for the provided FQDD and add to the job queue.

```
racadm jobqueue create NIC.Integrated.1-1 -r pwr cycle -s
TIME_NOW -e 20120501100000
```

- Create a real time configuration job for the specified RAID controller.

```
racadm jobqueue create RAID.Integrated.1-1 -s TIME_NOW --realTime
RAC1024: Successfully scheduled a job.
Verify the job status using "racadm jobqueue view -i JID_XXXXX"
command.
Commit JID = JID_927008261880
```

## krbkeytabupload

Table 65. details of krbkeytabupload

|                    |                                                                                                                                                      |
|--------------------|------------------------------------------------------------------------------------------------------------------------------------------------------|
| <b>Description</b> | Uploads a Kerberos keytab file to iDRAC.<br>To run this subcommand, you must have the Server Control privilege.                                      |
| <b>Synopsis</b>    | <pre>racadm krbkeytabupload [-f &lt;filename&gt;]</pre> <p>&lt;filename&gt; is the name of the file including the path.</p>                          |
| <b>Input</b>       | <code>-f</code> — Specifies the filename of the keytab uploaded. If the file is not specified, the keytab file in the current directory is selected. |
| <b>Output</b>      | When successful Kerberos Keytab successfully uploaded to the RAC message is displayed. If unsuccessful, appropriate error message is displayed.      |
| <b>Example</b>     | <pre>racadm krbkeytabupload -f c:\keytab\krbkeytab.tab</pre>                                                                                         |

## lcllog

Table 66. Details of lcllog

|                    |                                                                                                                                                                                                                                                                                                                                                                                                                                                                                                                                                                                                                                                                                                                                                                                                                                                                                                                                                                               |
|--------------------|-------------------------------------------------------------------------------------------------------------------------------------------------------------------------------------------------------------------------------------------------------------------------------------------------------------------------------------------------------------------------------------------------------------------------------------------------------------------------------------------------------------------------------------------------------------------------------------------------------------------------------------------------------------------------------------------------------------------------------------------------------------------------------------------------------------------------------------------------------------------------------------------------------------------------------------------------------------------------------|
| <b>Description</b> | Allows you to: <ul style="list-style-type: none"> <li>• Export the lifecycle log history. The log exports to remote or local share location.</li> <li>• View the lifecycle log for a particular device or category</li> <li>• Add comment to a record in lifecycle log</li> <li>• Add a work note (an entry) in the lifecycle log</li> <li>• View the status of a configuration job.</li> </ul> <p><b>NOTE:</b></p> <ul style="list-style-type: none"> <li>• <b>When you run this command on Local RACADM, the data is available to RACADM as a USB partition and may display a pop-up message.</b></li> <li>• <b>While Lifecycle Controller is running for racadm commands, you cannot perform other operation which needs Lifecycle Controller Partition. If the Lifecycle Controller Partition is unreleased (because of improper closure of racadm command in the partition), then you must wait 20-35 minutes to clear the Lifecycle Controller Partition</b></li> </ul> |
|--------------------|-------------------------------------------------------------------------------------------------------------------------------------------------------------------------------------------------------------------------------------------------------------------------------------------------------------------------------------------------------------------------------------------------------------------------------------------------------------------------------------------------------------------------------------------------------------------------------------------------------------------------------------------------------------------------------------------------------------------------------------------------------------------------------------------------------------------------------------------------------------------------------------------------------------------------------------------------------------------------------|

## Synopsis

```
racadm lclog comment edit -q <sequence number> -m <Text to be added>
```

```
racadm lclog view -i <number of records> -a <agent id> -c <category> -s
<severity> -b <sub-category> -q <sequence no> -n <number of records> -r
<start timestamp> -e <end timestamp>
```

```
racadm lclog export -f <filename> -u <username> -p <password> -l <CIFS or NFS
or HTTP or HTTPS or TFTP or FTP share>
```

```
racadm lclog export -f <filename> -u <username> -p <password> -l <CIFS or NFS
or HTTP or HTTPS or TFTP or FTP share> --complete
```

```
racadm -r <idracip> -u <idrac username> -p <idrac password> lclog export\ -f
<filename> -u <username> -p <password> -l <CIFS or NFS or HTTP or HTTPS or
TFTP or FTP share>
```

```
racadm -r <idracip> -u <idrac username> -p <idrac password> lclog export\ -f
<filename> -u <username> -p <password> -l <CIFS or NFS or HTTP or HTTPS or
TFTP or FTP share> -- complete
```

```
racadm lclog viewconfigresult -j <job ID>
```

```
racadm lclog worknote add -m <text to be added>
```

## Input

- **-i**—Displays the number of records present in the active log.
- **-a**—The agent ID used to filter the records. Only one agent ID is accepted. The value is case-insensitive. Valid Agent-ID values:
  - UEFI\_SS\_USC
  - CusOsUp
  - UEFI\_Inventory
  - iDRAC
  - UEFI\_DCS
  - SEL
  - RACLOG
  - DE
  - WSMAN
  - RACADM
  - iDRAC\_GUI
- **-k**—Filters the records based on the filter string provided in **racadm lclog view** command.
- **-c** — The category used to filter the records. Provides multiple categories using a "," as the delimiter. The value is case-insensitive. Valid category values:
  - System
  - Storage
  - Worknotes
  - Config
  - Updates
  - Audit
- **-b** — The subcategory used to filter the records. Provides multiple subcategories using a "," as the delimiter.
- **-q**—The sequence number from which the records must be displayed. Records older than this sequence number is displayed.
  - ① **NOTE: This parameter input is an integer. If an alphanumeric input is provided, then invalid subcommand syntax error is displayed.**
- **-n**—Specifies the n number of records that must be displayed. On Local RACADM, if this parameter is not specified, by default 100 logs are retrieved.

- `-r`—Displays events that have occurred after this time. The time format is yyyy-mm-dd HH:MM:SS. The time stamp must be provided within double quotation marks.
  - `-e`—Displays events that have occurred before this time. The time format is yyyy-mm-dd HH:MM:SS. The time stamp must be provided within double quotation marks.
  - `-f <filename>`—Specifies the file location and name where lifecycle log is exported.
  - `-a <name>`—Specifies the FTP Server IP address or FQDN, user name, and password.
  - `-l <location>`—Specifies the location of the network share or area on file system where lifecycle log is exported. Two types of network shares are supported:
    - SMB-mounted path: `//<ipaddress or domain name>/<share_name>/<path to image>`
    - NFS-mounted path: `<ipaddress>:/<path to image>`.
  - `-u <user>`—Specifies the user name for accessing the FTP server, or Domain and user name for accessing network share location.
  - `-p <password>`—Specifies the password for accessing the FTP server or share location.
  - `-s`—The severity used to filter the records. Provide multiple severities using a "," as the delimiter. The value is case-insensitive. Valid Severity values:
    - Warning
    - Critical
    - Info
  - `-m <Comment>` —User comment string for a record that must be inserted in the Lifecycle Controller log. This comment string must be less than 128 characters. The text must be specified within double quotation mark.
 

**NOTE: HTML-specific characters may appear as escaped text.**
  - `-m <Worknote>`—Adds a worknote (an entry) in the Lifecycle log. This worknote must be less than 256 characters. The text must be specified within double quotation mark.
 

**NOTE: HTML-specific characters may appear as escaped text.**
- NOTE: For `-m <worknote>` and `-m <comment>` options, you need test alert privilege.**
- `--complete`—Export the complete Lifecycle log as a compressed file. The exported file is of the type `.xml.gz`.
  - `-j<Job ID>`—Specifies the Job ID.

## Example

- Display the number of records present in the Lifecycle log.

```
racadm lclog view -i
```

- Display the records containing the string `session`

```
racadm lclog view -k session
```

- Display the iDRAC agent `idrac` records, under the storage category and storage physical disk drive subcategory, with severity set to warning.

```
racadm lclog view -a idrac -c storage -b pdr -s warning
```

- Display the records under storage and system categories with severities set to warning or critical.

```
racadm lclog view -c storage,system -s warning,critical
```

- Display the records having severities set to warning or critical, starting from sequence number 4.

```
racadm lclog view -s warning,critical -q 4
```

- Display 5 records starting from sequence number 20.

```
racadm lclog view -q 20 -n 5
```

- Display all records of events that have occurred between 2011-01-02 23:33:40 and 2011-01-03 00:32:15.

```
racadm lclog view -r "2011-01-02 23:33:40" -e "2011-01-03 00:32:15"
```

- Display all the available records from the active Lifecycle log.

```
racadm lcllog view
```

**NOTE:** If output is not returned when this command is used remotely, then retry increasing the remote RACADM timeout value. To increase the timeout value, run the command `racadm set iDRAC.Racadm.Timeout <value>`. Alternatively, you can retrieve few records.

- Add a comment to record number 5 in the Lifecycle log.

```
racadm lcllog comment edit -q 5 -m "This is a test comment."
```

- Add a worknote to the Lifecycle log.

```
racadm lcllog worknote add -m "This is a test worknote."
```

- Export the complete Lifecycle log in gzip format to a remote FTP share

```
racadm lcllog export -f log.xml.gz -u ftpuser -p ftppwd -l ftp://192.168.0/share
```

- Export the complete Lifecycle log in gzip format to a remote TFTP share

```
racadm lcllog export -f log.xml.gz tftp://192.168.0.1/
```

- Export the Lifecycle log to a remote FTP share

```
racadm lcllog export -f Mylog.xml -u ftpuser -p ftppwd -l ftp://192.168.0/share
```

- Export the Lifecycle log to a remote TFTP share

```
racadm lcllog export -f Mylog.xml tftp://192.168.0.1/
```

- Export the Lifecycle log to a remote CIFS share.

```
racadm lcllog export -f Mylog.xml -u admin -p xxx -l //192.168.0/share
```

- Export the complete Lifecycle log in gzip format to a remote CIFS share.

```
racadm lcllog export -f log.xml.gz -u admin -p xxx -l //192.168.0/share --complete
```

- Export the Lifecycle log to a remote NFS share.

```
racadm lcllog export -f Mylog.xml -l 192.168.0:/home/lcllog_user
```

- Export the Lifecycle log to a local share using Local RACADM.

```
racadm lcllog export -f Mylog.xml
```

- Export the complete Lifecycle log in gzip format to a local share using Local RACADM.

```
racadm lcllog export -f log.xml.gz --complete
```

- Export the Lifecycle log lcllog to a local share using Remote RACADM.

```
racadm -r 192.168.0 -u admin -p xxx lcllog export -f Mylog.xml
```

- Display the status of the specified Job ID with Lifecycle Controller.

```
racadm lcllog viewconfigresult -j JID_123456789012
```

- Export the complete Lifecycle Log in gzip format to a remote HTTP share:

```
racadm lcllog export -f log.xml.gz -u httpuser -p httppwd -l http://test.com
```

- Export the complete Lifecycle Log in gzip format to a remote HTTPS share

```
racadm lcllog export -f log.xml.gz -u httpsuser -p httpspwd -l https://test.com
```

- Export the Life Cycle Log to a remote HTTP share

```
racadm lcllog export -f Mylog.xml -u httpuser -p httppwd -l http://test.com
```

- Export the Life Cycle Log to a remote HTTPS share

```
racadm lcllog export -f Mylog.xml -u httpsuser -p httpspwd -l https://test.com
```

**NOTE:** Squid proxy configuration is not supported to access http/https shares.

## license

Table 67. license

### Description

Manages the hardware licenses.

### Synopsis

- `racadm license view [-c <component>]`
- `racadm license import [-f <licensefile>] -l <location> -u <username> -p <password> -c <component> [-o]`
- `racadm license export -f <license file> [-l <location>] [-u <username>] [-p <password>] -e <ID> -c <component>`
- `racadm license delete -t <transaction ID> [-o]`
- `racadm license delete -e <entitlement ID> [-o]`
- `racadm license delete -c <component> [-o]`

### Input

- `view` — View license information.
- `import` — Installs a new license.
- `export` — Exports a license file.
- `delete` — Deletes a license from the system.
- `-l <remote share location>` — Network share location from where the license file must be imported.  
If the file is on a shared location, then `-u <share user>` and `-p <share password>` must be used.
- `-f` — Filename or path to the license file
- `-e <ID>` — Specifies the entitlement ID of the license file that must be exported
- `-t <ID>` — Specifies the transaction ID.
- `-c <component>` — Specifies the component name on which the license is installed.
- `-o` — Overrides the End User License Agreement (EULA) warning and imports, replaces or deletes the license.

**NOTE:** Only a user with Server Control and Configure iDRAC privilege can run the `import`, `delete`, and `replace` commands.

**NOTE:** For export license, you need Login and Configure iDRAC privilege.

### Examples

- View all License Information on System.

```
$racadm license view
```

```
iDRAC.Embedded.1
 Status = OK
 Device = iDRAC.Embedded.1
 Device Description = iDRAC
 Unique Identifier = H1VGF2S
 License #1
 Status = OK
 Transaction ID = 5
 License Description = iDRAC Enterprise License
 License Type = PERPETUAL
 Entitlement ID = Q3XJmvoxZdJVSuZemDehlcrd
 License Bound = H1VGF2S
 Expiration = Not Applicable
```

- Import a new license to a specific device in a known location.

```
$racadm license import -f license.xml -l //shareip/sharename
-u <share user> -p <share user password> -c idrac.embedded.1
```

- Import a license from a CIFS share to a device, in this case Embedded iDRAC.

```
racadm license import -u admin -p xxx -f License.xml
-l //192.168.0/licshare -c idrac.embedded.1
```

- Import a license from an NFS share to a device, in this case Embedded iDRAC.

```
racadm license import -f Licen.xml -l 192.168.0:/share
-c idrac.embedded.1
```

- Import a license by overriding the EULA warning.

```
racadm license import -u admin -p passwd -f License.xml -l //192.168.0/licshare -c
idrac.embedded.1 -o
```

```
-Import a license from the local filesystem using local racadm: racadm license import -f
License.xml -c idrac.embedded.1
```

```
-Import a license from the local filesystem using remote racadm: racadm license import -f
C:\Mylicdir\License.xml -c idrac.embedded.1
```

- Import a license from the local file system using Local RACADM.

```
racadm license import -f License.xml -c idrac.embedded.1
```

- Import a license from the local file system using Remote RACADM.

```
racadm -r 192.168.0.1 -u admin -p xxx license import -f C:\Mylicdir\License.xml -c
idrac.embedded.1
```

- Export a license file.

```
racadm license export -f license.xml -l 192.168.0:/share -u uname -p xxx -c
iDRAC.Embedded.1
```

Instead of `-c`, you can use `-e <ID>` or `-t <ID>`

For Remote RACADM, if filename is not specified, the files are exported to the directory where RACADM is running.

- Export license to an NFS share using transaction ID, in this case transaction 27.

```
racadm license export -f License.xml -l 192.168.0:/licshare
-t 27
```

- Export license to a CIFS share specifying the entitlement ID, in this case abcdxyz.

```
racadm license export -u admin -p passwd -f License.xml -l //192.168.0/licshare -e abcdxyz
```

```
racadm license export -u httpuser -p httppwd -f License.xml -l http://test.com -e abcdxyz
```

```
racadm license export -u httpsuser -p httpspwd -f License.xml -l https://test.com -e abcdxyz
```

- Export license to a CIFS share specifying the FQDD. While using the `-c` option and exporting a license from a device, more than one license file may be exported. Therefore if a filename is given, an index is appended to the end of the filename such as `LicenseFile0.xml`, `LicenseFile1.xml`. In this case, the device is Embedded iDRAC.

```
racadm license export -u admin -p xxx -f LicenseFile.xml -l //192.168.0/licshare -c idrac.embedded.1
```

```
racadm license export -u httpuser -p httppwd -f LicenseFile.xml -l http://test.com -c idrac.embedded.1
```

```
racadm license export -u httpsuser -p httpspwd -f LicenseFile.xml -l https://test.com -c idrac.embedded.1
```

- Delete licenses on a particular device, in this case Embedded iDRAC.

```
racadm license delete -c idrac.embedded.1
```

- Delete a license using entitlement ID, in this case xYZabcdefg.

```
racadm license delete -e xYZabcdefg
```

- Delete a license using transaction ID, in this case 2.

```
racadm license delete -t 2
```

## netstat

**Table 68. Details of netstat**

|                           |                                                   |
|---------------------------|---------------------------------------------------|
| <b>Description</b>        | Display the routing table and network statistics. |
| <b>Synopsis</b>           | <pre>racadm netstat</pre>                         |
| <b>Privilege Required</b> | Debug                                             |

### Examples

- To display the routing table and network statistics, type the following command:

```
$ racadm netstat
```

## nicstatistics

**Table 69. Details of nicstatistics**

|                    |                                           |
|--------------------|-------------------------------------------|
| <b>Description</b> | Displays the statistics for the NIC FQDD. |
| <b>Synopsis</b>    | <pre>racadm nicstatistics</pre>           |



- `racadm nicstatistics <NIC FQDD>`
- `racadm hwinventory NIC.Integrated.1-1`

## Examples

- To display the statistics for the NIC FQDD, type the following command:

```
$racadm nicstatistics <NIC FQDD>
```

```
Total RDMA Packets Received: 0
Total RDMA Packets Transmitted: 0
Total RDMA Bytes Transmitted: 0
Total RDMA Bytes Received: 0
Total RDMA Transmitted ReadRequest Packets: 0
Total RDMA Transmitted Send Packets: 0
Total RDMA Transmitted Write Packets: 0
Total RDMA Protocol Errors: 0
Total RDMA Protection Errors: 0
```

- To display the statistics for the integrated NIC, type the following command:

```
$ racadm nicstatistics NIC.Integrated.1-1
```

```
Total Bytes Received: 0
Total Bytes Transmitted: 0
Total Unicast Bytes Received: 0
Total Multicast Bytes Received: 0
Total Broadcast Bytes Received: 0
Total Unicast Bytes Transmitted: 0
```

- To get the network statistics, type the following command:

```
$ racadm nicstatistics
```

```
NIC.Slot.5-2-1 : QLogic CNA Gigabit Ethernet-B8:AC:6F:B3:BF:10
```

```
NIC.Slot.5-2-1 : QLogic CNA Gigabit Ethernet-B8:AC:6F:B3:BF:11
```

```
NIC.Slot.5-2-1 : QLogic CNA Gigabit Ethernet-B8:AC:6F:B3:BF:12
```

```
NIC.Slot.5-2-1 : QLogic CNA Gigabit Ethernet-B8:AC:6F:B3:BF:13
```

```
NIC.Slot.5-2-1 : QLogic CNA Gigabit Ethernet-B8:AC:6F:B3:BF:14
```

# ping

Table 70. Details of ping

**Description** Verifies if the destination IP address is reachable from iDRAC with the current routing-table contents. A destination IP address is required. Based on the current routing-table contents, an ICMP echo packet is sent to the destination IP address.

To run this subcommand, you must have the **Debug** privilege.

**Synopsis**

```
racadm ping <ipaddress>
```

**Input**

<ipaddress> — The IP address of the remote endpoint to ping.

**Output**

```
PING 192.168.0 (192.168.0): 56 data bytes64 bytes from 192.168.0: seq=0
ttl=64 time=4.121 ms
192.168.0 ping statistics
1 packets transmitted, 1 packets received, 0 percent packet lossround-trip
min/avg/max = 4.121/4.121/4.121 ms
```

# ping6

Table 71. Details of ping6

**Description** Verifies if the destination IPv6 address is reachable from iDRAC or with the current routing-table contents. A destination IPv6 address is required. Based on the current routing-table contents, an ICMP echo packet is sent to the destination IPv6 address.

To run this subcommand, you must have **Debug** privilege.

**Synopsis**

```
racadm ping6 <ipv6address>
```

**Input**

<ipv6address> — the IPv6 address of the remote endpoint to ping.

**Example**

```
Pinging 2011:de11:bd1:194::31 from 2011:de11:bd1:194::101 with 32 bytes of
data:
Reply from 2011:de11:bd1:194::31: time<1ms
Reply from 2011:de11:bd1:194::31: time<1ms
Reply from 2011:de11:bd1:194::31: time<1ms
Reply from 2011:de11:bd1:194::31: time<1ms

Ping statistics for 2011:de11:bd1:194::31:
 Packets: Sent = 4, Received = 4, Lost = 0 (0% loss),
 Approximate round trip times in milli-seconds:
 Minimum = 0ms, Maximum = 0ms, Average = 0ms
```

# RACADM Proxy

Table 72. Details of RACADM Proxy

**Description** On the PowerEdge FX2/FX2s systems, you can manage the compute sleds and CMC using the iDRAC's RACADM Proxy feature that redirects commands from iDRAC to CMC. You can return the CMC response to local or remote RACADM to access the CMC configuration and reporting features without placing the CMC on the management network. The CMC configuration commands are supported through local proxy when local configuration is enabled on iDRAC.

 **NOTE:** Local racadm and local racadm proxy runs with root user privilege.

## Synopsis

Local RACADM proxy usage

```
racadm <CMC racadm subcommand> --proxy
```

Remote RACADM proxy usage

```
racadm <CMC racadm subcommand> -u <username> -p <password> -r <idrac-ip
connected to cmc> --proxy
```

### **i** NOTE:

- The attribute `racadm getconfig -g cfgractuning -o cfgRacTuneChassisMgmtAtServer` must be set as non-zero in CMC.
- The attribute `racadm get system.ChassisControl.ChassisManagementMonitoring` attribute must be enabled in iDRAC.
- `--proxy` must be entered at the end of the command.
- The root privilege is the default privilege for Local RACADM proxy.
- The user privilege in the Remote RACADM proxy for CMC maps to iDRAC privilege.

**Table 73. Details of CMC and iDRAC privilege for an operation**

| Required CMC Privilege for an operation        | Required iDRAC Privilege for proxy operation |
|------------------------------------------------|----------------------------------------------|
| CMC Login User                                 | Login                                        |
| Chassis Configuration Administrator            | Configure                                    |
| User Configuration Administrator               | Configure User                               |
| Clear Logs Administrator                       | Logs                                         |
| Chassis Control Administrator                  | System Control                               |
| Server Administrator                           | System Control                               |
| Test Alert User                                | System Operations                            |
| Debug Command Administrator                    | Debug                                        |
| Fabric x Administrator (where x is A, B, or C) | System Control                               |

- When CMC is not placed on the network, the import, export, and file operation commands to CIFS, NFS, or FTP will fail.
- When the Remote or Local RACADM Proxy operation is in progress, if the iDRAC is reset, then the Proxy operation fails and the output is not displayed in Remote or Local RACADM.
- When `racadm getsystem.ChassisControl.ChassisManagementMonitoring` attribute is set to `monitor`, all the users including root users can only view the attribute.

To configure, set the attribute to `monitor` and `manage` in CMC.

## Input

- `-u` — Specifies the user name of the remote share that stores the catalog file.
- `-p` — Specifies the password of the remote share that stores the catalog file.
- `-r` — Specifies the iDRAC IP address connected to CMC.

## Example

Local RACADM

```
racadm gettractime --proxy
```

Remote RACADM

```
racadm gettractime -u root -p xxx -r 192.168.0 gettractime --proxy
```

# racdump

Table 74. Details of racdump

**Description** Provides a single command to get dump, status, and general iDRAC board information.

To run this subcommand, you must have the Debug permission.

- General System/RAC Information
- Coredump Information
- Network Interface Statistics
- Session Information
- Process Information
- RAC Firmware Build Log

**NOTE:** The RAC debug logs are not part of Local and Remote RACADM. It is available only on Firmware RACADM

**Synopsis** racadm racdump

**Input** N/A

### Example

```
===== General
System/RAC Information
===== RAC Information:
RAC Date/Time = Thu May 18 13:35:32 2017 Firmware Version = 3.00.00.00 Firmware Build = 12 Last
Firmware Update = 04/04/2017 19:41:38 Hardware Version = 0.01 MAC Address = 18:03:73:F7:B7:CA
Common settings: Register DNS RAC Name = 0 DNS RAC Name = idrac Current DNS Domain = Domain Name
from DHCP = Disabled IPv4 settings: Enabled = 1 Current IP Address = 192.168.0.1 Current IP
Gateway = 192.168.0.1 Current IP Netmask = 192.168.0.1 DHCP Enabled = 0 Current DNS Server 1 =
0.0.0.0 Current DNS Server 2 = 0.0.0.0 DNS Servers from DHCP = Disabled IPv6 settings: Enabled =
0 Current IP Address 1 = :: Current IP Gateway = :: Autoconfig = 1 Link Local IP Address = ::
Current IP Address 2 = :: Current IP Address 3 = :: Current IP Address 4 = :: Current IP Address
5 = :: Current IP Address 6 = :: Current IP Address 7 = :: Current IP Address 8 = :: Current IP
Address 9 = :: Current IP Address 10 = :: Current IP Address 11 = :: Current IP Address 12 = ::
Current IP Address 13 = :: Current IP Address 14 = :: Current IP Address 15 = :: DNS Servers
from DHCPv6 = Disabled Current DNS Server 1 = :: Current DNS Server 2 = :: System Information:
System Model = PowerEdge R720 System Revision = I System BIOS Version = 3.0.00 Service Tag =
Express Svc Code = Host Name = localhost.localdomain OS Name = OS Version = Power Status = ON
Fresh Air Capable = No Watchdog Information: Recovery Action = None Present countdown value =
478 seconds Initial countdown value = 480 seconds Embedded NIC MAC Addresses:
NIC.Integrated.1-3-1 Ethernet = 78:2B:CB:4B:C2:ED NIC.Integrated.1-1-1 Ethernet =
78:2B:CB:4B:C2:EB
===== Coredump
Information =====
There is no coredump currently available.
===== Network
Interface Statistics
===== Kernel IPv6
routing table Destination Next Hop Flags Metric Ref Use Iface :::1/128 :: U 0 1 1 lo :::1/128 :: U
256 0 0 lo fe80::1a03:73ff:fe77:b7ca/128 :: U 0 0 1 lo fe80::/64 :: U 256 0 0 eth1 ff00::/8 :: U
256 0 0 eth1 Kernel IP routing table Destination Gateway Genmask Flags MSS Window irtt Iface
0.0.0.0 192.168.0.1 0.0.0.0 UG 0 0 0 bond0 192.168.0.1 0.0.0.0 192.168.0.1 U 0 0 0 bond0 Active
Internet connections (w/o servers) Proto Recv-Q Send-Q Local Address Foreign Address State tcp 0
0 192.168.0.1:53986 192.168.0.1:199 ESTABLISHED tcp 0 0 192.168.0.1:53985 192.168.0.1:199
ESTABLISHED tcp 0 0 192.168.0.1:199 192.168.0.1:53986 ESTABLISHED tcp 0 0 192.168.0.1:199
192.168.0.1:53985 ESTABLISHED
===== Session
Information ===== No
active sessions currently exist.
===== Process
Information ===== PID
USER VSZ STAT COMMAND 1 root 5236 S {systemd} /sbin/init 2 root 0 SW [kthreadd] 3 root 0 SW
```

```
[ksoftirqd/0] 6 root 0 SW [watchdog/0] 7 root 0 SW< [khelper] 8 root 0 SW [kdevtmpfs] 9 root 0
SW< [netns] 153 root 0 SW [sync_supers] 155 root 0 SW [bdi-default] 157 root 0 SW< [kblockd] 166
root 0 SW [khubd] 16233 root 40916 S racadm racdump 16246 root 3824 S sh -c /bin/ps 16247 root
3828 R /bin/ps 26851 root 0 SW [kworker/u:3]
```

```
===== RAC Firmware
Build Log =====
BLD_TAG=idracfw_bldtag_3.00.00.00_691231_1800_00 BLD_VERSION=3.00.00.00 BLD_NUMBER=69.12.31
BLD_DATE=2.00.00.00.733 BLD_TYPE=idrac BLD_KERNEL=ZIMAGE
```

## racreset

Table 75. Details of racreset

|                    |                                                                                                                                                                                                                                                                                                                     |
|--------------------|---------------------------------------------------------------------------------------------------------------------------------------------------------------------------------------------------------------------------------------------------------------------------------------------------------------------|
| <b>Description</b> | <p>Resets iDRAC. The reset event is logged in the iDRAC log.</p> <p>To run this subcommand, you must have the Configure iDRAC permission and configure user privilege.</p> <p><b>NOTE:</b> After you run the <code>racreset</code> subcommand, iDRAC may require up to two minutes to return to a usable state.</p> |
| <b>Synopsis</b>    | <pre>racadm racreset soft</pre> <pre>racadm racreset hard</pre> <pre>racadm racreset soft -f</pre> <pre>racadm racreset hard -f</pre>                                                                                                                                                                               |
| <b>Input</b>       | <ul style="list-style-type: none"> <li><code>-f</code> — This option is used to force the reset.</li> </ul>                                                                                                                                                                                                         |
| <b>Output</b>      | <pre>racadm racreset RAC reset operation initiated successfully. It may take up to a minute for the RAC to come online again.</pre>                                                                                                                                                                                 |
| <b>Example</b>     | <ul style="list-style-type: none"> <li>iDRAC reset</li> </ul> <pre>racadm racreset</pre>                                                                                                                                                                                                                            |

## racresetcfg

Table 76. Details of racresetcfg

|                    |                                                                                                                                                                                                                                                                                                                                                                                                                                                                                                                                                                                                                                                                                                                                    |
|--------------------|------------------------------------------------------------------------------------------------------------------------------------------------------------------------------------------------------------------------------------------------------------------------------------------------------------------------------------------------------------------------------------------------------------------------------------------------------------------------------------------------------------------------------------------------------------------------------------------------------------------------------------------------------------------------------------------------------------------------------------|
| <b>Description</b> | <p>Deletes your current iDRAC configuration and resets iDRAC to the factory default settings based on the options provided.</p> <p>If you run <code>racresetcfg</code> from a network client for example, a supported web browser, TELNET or SSH, or Remote RACADM), use the default IP address which is 192.168.0.120. The <code>racresetcfg</code> subcommand does not reset the <code>cfgDNSRacName</code> object.</p> <p>To run this subcommand, you must have the Configure iDRAC privilege and Configure User privilege.</p> <p><b>NOTE:</b> Certain firmware processes must be stopped and restarted to complete the reset to defaults. iDRAC becomes unresponsive for about 30 seconds while this operation completes.</p> |
| <b>Synopsis</b>    | <ul style="list-style-type: none"> <li>RAC reset operation initiated successfully. It may take several minutes for the RAC to come online again.</li> </ul> <pre>racadm racresetcfg</pre>                                                                                                                                                                                                                                                                                                                                                                                                                                                                                                                                          |

- `racadm racresetcfg -f`
- `racadm racresetcfg [-all]`
- `racadm racresetcfg [-rc]`

### Input

- `-f`—Force `racresetcfg`. If any vFlash partition creation or formatting is in progress, iDRAC returns a warning message. You can perform a force reset using this option.
  - `-all`—Discard all settings and reset user to shipping value.
  - `-rc`—Discard all settings and reset user to default user name and password.
- NOTE: When you perform `racresetcfg -rc` on Stomp and Noble/VRTX servers, by default, the DHCP is disabled.**

### Example

- Reset the configuration on iDRAC.

```
racadm racresetcfg
```

The RAC configuration has initiated restoration to factory defaults.

Wait up to a minute for this process to complete before accessing the RAC again.

- Reset when vFlash partition creation is in progress.

```
racadm racresetcfg
```

A vFlash SD card partition operation is in progress. Resetting the iDRAC may corrupt the vFlash SD card. To force `racresetcfg`, use the `-f` flag.

- Reset all iDRAC's configurations to default, and preserve the user and network settings.

```
racadm racresetcfg -f
```

- Reset all iDRAC's configurations to default, and reset the user to shipping value.

```
racadm racresetcfg -all
```

- Reset all iDRAC's configurations to default, and reset the user to root/calvin.

```
racadm racresetcfg -rc
```

## recover

Table 77. Details of Recover sub-command

### Description

Allows you to recover the previous version of the firmware.

**NOTE: To run this subcommand, you must have the Server Control privilege.**

### Synopsis

- To recover the BIOS firmware:

```
racadm recover <FQDD>
```

**NOTE: BIOS.Setup.1-1 is the supported FQDD**

### Input

- `FQDD`— Specify the FQDD of the device for which the recovery is required.

### Examples

- To recover the BIOS firmware:

```
racadm recover BIOS.Setup.1-1
```

RAC1234: Recovery operation initiated successfully. Check the Lifecycle logs for the status of the operation by running RACADM command "racadm llog view".

# remoteimage

Table 78. Details of remoteimage

## Description

Connects, disconnects, or deploys a media file on a remote server.

To run this subcommand, you must log in with virtual media privilege for iDRAC.

## Synopsis

- `racadm remoteimage -d`
- `racadm remoteimage -s`
- `racadm remoteimage -c [-u <username> -p <password> -l <image_path>]`

## Input

- `-c`—Connect the image.
- `-d`—Disconnect image.
- `-u`—User name to access shared folder.
- `-p`—Password to access shared folder.
- `-l` —Image location on the network share; use single quotation marks around the location.
- `-s` —Display current status.

**NOTE:** Use a forward slash (/) when providing the image location. If backward slash (\) is used, override the backward slash for the command to run successfully.

**For example:**

```
racadm remoteimage -c -u user -p xxx -l /\192.168.0.2/CommonShare/
\diskette
```

**NOTE:** The following options only apply to connect and deploy actions

- `-u` —Username.  
User name to access the network share. For domain users, you can use the following formats:
  - `domain/user`
  - `domain\user`
  - `user@domain`
- `-p` —Password to access the network share.

## Example

- Disable Remote File Sharing.

```
racadm remoteimage -d
Disable Remote File Started. Please check status using -s option to know
Remote File Share is ENABLED or DISABLED.
```

- Check Remote File Share status.

```
racadm remoteimage -s
Remote File Share is Enabled
UserName
Password
ShareName //192.168.0/xxxx/dtk_3.3_73_Linux.iso
```

- Deploy a remote image on iDRAC CIFS Share.

```
racadm remoteimage -c -u admin -p xxx -l //192.168.0.32/dev/OM840.iso
```

- Deploy a remote image on iDRAC NFS Share.

```
racadm remoteimage -c -u root -p password -l '192.168.1.113:/opt/nfs/OM840.iso'
```

- Deploy a remote image on iDRAC HTTP Share.

```
racadm remoteimage -c -u "user" -p "xxx" -l http://shrloc/foo.iso
```

- Deploy a remote image on iDRAC HTTPS Share.

```
racadm remoteimage -c -u "user" -p "xxx" -l https://shrloc/foo.iso
```

**NOTE:** `-p` and `-u` options are not mandatory in case of HTTP/HTTPS based `remoteimage` commands.

## rollback

Table 79. Details of rollback

**Description** Allows you to roll back the firmware to an earlier version.

**Synopsis**

```
racadm rollback <FQDD> [--reboot]
```

**NOTE:** To get the list of available rollback versions and FQDDs, run the `racadm swinventory` command.

**Input**

- `<FQDD>`: Specify the FQDD of the device for which the rollback is required.
- `--reboot`: Performs a graceful system reboot after the BIOS firmware rollback.

**Example**

- To perform BIOS firmware rollback:

```
racadm rollback iDRAC.Embedded.1-1
RAC1056: Rollback operation initiated successfully.
```

- To perform a graceful system reboot after BIOS firmware rollback:

```
racadm rollback BIOS.Setup.1-1 --reboot
```

## Secure Enterprise Key Manager (SEKM)

Table 80. Details of SEKM

**Description** The Secure Enterprise Key Manager (SEKM) subcommand is used to enable and disable SEKM support for a server, rekey SEKM-supported devices on a server, and test the SSL connection to a given SEKM server.

To run this subcommand, you must have the following privileges:

- **Enable**—server control and configure iDRAC privileges
- **Disable**—server control and configure iDRAC privileges
- **Rekey**—server control and configure iDRAC privileges
- **Testserverconnection**—server control and configure iDRAC privileges
- **Getstatus**—login privileges

**Synopsis**

**NOTE:** To run `enable`, `disable`, and `testserverconnection` commands, the target server must have SEKM license.

To get SEKM status.

```
racadm sekm getstatus
```



To enable SEKM feature.

```
racadm sekm enable
```

**NOTE:** When you execute `racadm sekm enable`, a job ID is returned, query this job id to see the status of SEKM. If the query reports failure, check the job ID config results or LC logs to find the reason for failure.

To disable SEKM feature.

```
racadm sekm disable
```

To request iDRAC to rekey all the devices.

```
racadm sekm rekey <IDRAC FQDD>
```

To test primary SEKM server connection.

```
racadm sekm testserverconnection -p -i <index of the SEKM server>
```

To test the secondary SEKM server connection.

```
racadm sekm testserverconnection -s -i <index of the SEKM server>
```

#### Input

- `-i`—Index of the SEKM server to test
- `-p`—Indicates primary SEKM server
- `-s`—Indicates secondary SEKM server

#### Example

To get SEKM status.

```
racadm sekm getstatus
```

To enable SEKM feature.

```
racadm sekm enable
```

To disable SEKM feature.

```
racadm sekm disable
```

To request iDRAC to rekey all the devices.

```
racadm sekm rekey iDRAC.Embedded.1
```

To test primary SEKM server connection.

```
racadm sekm testserverconnection -p -i 1
```

To test the secondary SEKM server connection.

```
racadm sekm testserverconnection -s -i 1
```

**NOTE:** Only one primary server is supported. Option `-i` should be 1.

**NOTE:** For `sekm getstatus`, the returned values and their meaning are as follows:

- **Disabled**—SEKM functionality has been disabled on iDRAC and no SEKM functions are available.
- **Enabled**—SEKM functionality has been enabled on iDRAC and all SEKM functions are available.
- **Failed**—iDRAC is unable to communicate with the SEKM server.
- **Unverified Changes Exist**—Changes have been made to the SEKM configuration but not yet enabled using the `racadm sekm enable` command.

# sensorsettings

Table 81. sensorsettings

## Description

Allows you to perform threshold settings of the sensor.

To run this subcommand, you must have **Configure iDRAC** privilege.

**NOTE: An error message is displayed when the following is performed:**

- **A set operation is performed on an unsupported FQDD.**
- **Out of range settings is entered.**
- **Invalid sensor FQDD is entered.**
- **Invalid threshold level filter is entered.**

## Synopsis

```
racadm sensorsettings set <FQDD> -level Min <value>
```

## Input

- **<FQDD>** — Sensor or corresponding sensor FQDD which needs a threshold configuration. Run the command, `racadm getsensorinfo` to view the sensor FQDD. The R/W field in the output `getsensorinfo` indicates if the sensor thresholds can be configured. Replace the **<FQDD>** field with the corresponding sensor FQDD that needs a threshold configuration.
- **-level** — threshold level for the sensor setting. Values are Max or Min.

## Examples

To set the minimum noncritical threshold level for a power sensor type.

```
racadm sensorsettings set iDRAC.Embedded.1#SystemBoardCPUUsage -level Max 95
```

**NOTE: The entered value must be lesser or higher than the sensor critical threshold limit.**

# serveraction

Table 82. serveraction

## Description

Enables you to perform power management operations on the blade system.

To run this subcommand, you must have the Execute Server Control Commands permission.

## Synopsis

```
racadm serveraction <action> -f
```

## Input

**<action>** — Specifies the power management operation to perform. The options are:

- **hardreset** — Performs a force reset (reboot) operation on the managed system.
- **powercycle** — Performs a power-cycle operation on the managed system. This action is similar to pressing the power button on the system's front panel to turn off and then turn on the system.
- **powerdown** — Powers down the managed system.
- **powerup** — Powers up the managed system.
- **powerstatus** — Displays the current power status of the server (ON or OFF).
- **graceshutdown** — Performs a graceful shutdown of the server. If the operating system on the server cannot shut down completely, then this operation is not performed.
- **nmi** — Generates the Non-masking interrupt (NMI) to halt the system operation. The NMI sends a high-level interrupt to the operating system, which causes the system to halt the operation to allow critical diagnostic or troubleshooting activities.

**NOTE:**

The halt system operation does not occur on systems running the Linux operating system.

- **-f** — Force the server power management operation.

This option is applicable only for the PowerEdge-VRTX platform. It is used with `powerdown`, `powercycle`, and `hardreset` options.

**NOTE:** The `actionpowerstatus` is not allowed with `-a` option.

### Output

Displays an error message if the requested operation is not completed, or a success message if the operation is completed.

### Example

Get Power Status on iDRAC

```
racadm serveraction powerstatus
Server Power Status: ON
```

```
racadm serveraction powercycle
Server power operation successful
```

## set

Table 83. Details of set

### Description

Modifies the value of configuration objects on a component. The Set sub-command has two forms:

- The modification of a single object to a new value specified in the command line.
- The modification of multiple objects to new values using a configuration file.

It supports multi-object value import from two configuration file formats.

- INI format — The INI format files can be imported from a local file only
- Server Configuration Profile(SCP) XML and JSON format - XML and JSON format files can be imported from a local file, from an NFS, CIFS, HTTP, HTTPS, FTP and TFTP network share.

**NOTE:** To run the `Set` sub-command for Server Configuration Profile XML files, use the Lifecycle Controller version 1.1 or later.

Depending on the type of configuration object being modified, the new values could be applied immediately (in “real-time”) or require staging and a reboot of the system to apply the new values. The following components support either real-time or staged application of new values:

- iDRAC with Lifecycle Controller
- PERC RAID controllers

**NOTE:** Use PERC RAID controllers with firmware version 9.1 or later. The real-time support is provided only while performing hardware RAID configuration.

The following components require staging and system reboot for application of new values:

- BIOS
- Other PERC RAID controllers — For software RAID configuration
- Networking devices – Ethernet and Fibre Channel

**NOTE:**

- To modify the value of staged objects such as BIOS or NIC, commit and reboot job creation must be used to apply the pending values. When single object `Set` operations are used to stage value modification, use the `jobqueue` command to schedule a job to reboot the server and apply the new values. For staged multi-object `Set` operations using ini and xml configuration files, a job will automatically be created by the `Set` command; use the `-b`, `-w` and `-s` options to specify how the staged reboot will be performed. For more information, see [jobqueue](#).

### Synopsis

Single-object Set

- `racadm set <FQDD Alias>.<group> <value>`
- `racadm get <FQDD Alias>.<group>.<object> <value>`
- `racadm get <FQDD Alias>.<group>.[<index>].<object> <value>`
- `racadm get <FQDD Alias>.<index>.<group>.<index>.<object> <value>`

## Multi-object Set

- ```
racadm set -f <filename> [-t ini] [--continue]
```
- ```
racadm set -f <filename> -t xml -l <NFS share> [--preview] [--continue]
```
- ```
racadm set -f <filename> -t xml -l <NFS share> -c <FQDD>[,<FQDD>*]
```
- ```
racadm set -f <filename> -t xml -u <username> -p <password> -l <CIFS share>
[--preview] [--continue]
```
- ```
racadm set -f <filename> -t xml -u <username> -p <password> -l <CIFS share>
-c <FQDD>[,<FQDD>*]
```
- Configure a RAC from an XML configuration file located on a remote NFS share

```
racadm set -f <filename> -t xml -l <NFS> 10.1.2.3:/myshare
```
- Configure a RAC from an XML configuration file located on a remote HTTP share.

```
racadm set -f <filename> -t xml -u <httpuser> -p <httppwd> -l <HTTP> http://
test.com/myshare
```
- Configure a RAC from an XML configuration file located on a remote HTTPS share.

```
racadm set -f <filename> -t xml -u <httpsuser> -p <httpspwd> -l <HTTPS>
https://test.com/myshare
```
- Configure a RAC from an XML configuration file located on a remote FTP share

```
racadm set -f <filename> -t xml -u <username> -p <password> -l <FTP share> -
c <FQDD>
```
- Configure a RAC from an XML configuration file located on a remote TFTP share.

```
racadm set -f <filename> -t xml -l <TFTP share> -c <FQDD>
```

Input

- <FQDD Alias>
Examples for FQDDs:
 - System.Power
 - System.Power.Supply
 - System.Location
 - LifecycleController.LCAAttributes
 - System.LCD
 - iDRAC.Serial
 - <group> — Specifies the group containing the object that must be written.
 - <object> — Specifies the object name of the value that must be written.
 - <index> — This option is specified where FQDD Aliases or Groups must be indexed.
 - -f <filename> — Enables set to configure the device from a specified file. This option is not supported in the Firmware RACADM interface.
 - --continue — This option is used with -f only and is applicable for only for INI file operation.. If a multi-object Set is unsuccessful for a <group>, then Set continues with the next <group> in the file. If this option is not used, then Set stops when it is unsuccessful for a particular <group>. After the unsuccessful <group>, the remaining <group>s are not configured.
- NOTE:**
- This option is applicable only for INI file operation.
- -u — Specifies user name of the CIFS remote share from which the file must be imported
 - -p — Specifies password for the remote CIFS share from which the file must be imported.
 - -l — Specifies network share location from where the file must be imported.
 - -t — Specifies the file type to be imported.

The valid values are:

- `.xml`—Imports the Server Configuration Profile in XML format either from a local or network share file.
- `.JSON`—Specifies a JSON file.
- `.INI`— files can only be imported from a local file.

NOTE: To import or export Server Configuration Profile `.xml`, use the Lifecycle Controller version 1.1 or later.

Staging and reboot control options

The following options control when and how system reboots are performed when using the `-f` option. As noted above, some FQDDs require a system reboot to apply the new values; other FQDDs optionally support immediate application of new values. If the imported file contains ONLY immediate application-capable FQDDs such as iDRAC, do NOT use the `-b` option and the Set command will schedule a real-time job to immediately apply the new values.

NOTE: The `-b`, `-w`, `-s`, and `--preview` options are applicable only with `-f` option.

- `-b` — . Specifies the type of shutdown for the system after a file import operation completes. The parameters are `Graceful`, `Forced`, and `NoReboot` for graceful shutdown, forced shutdown, and no reboot respectively. If `-b` is not specified, graceful shutdown is taken as the default except as noted above for files containing new values for immediate application-capable <FQDD>s.

NOTE: If the operating system is in use, then the `graceful` shutdown option may time out within 300 seconds. If this operation is unsuccessful, then retry with the `force` option.

- `-w` — Maximum time to wait for the graceful shutdown to occur. The value must be entered in seconds. Minimum accepted value is 300 seconds and the maximum accepted value is 3600 seconds. The default value is 1800 seconds.
- `-s` — Power state of the host when the import operation completes. The parameters are "On" for powered ON and "Off" for powered OFF. If this parameter is not specified, power ON is taken as default.
- `--preview` — Validates the configuration `.xml` file and view the status.

The `--preview` option provides the **Job ID** to verify the status of the file preview operation. The **Job ID** can be tracked by running the `racadm jobqueue view -I <JID>` command.

NOTE:

- The `--preview` option does not restart the system.
- The `-b`, `-w` options cannot be included with the `--preview` option.
- A scheduled job or pending configuration should not be running while using the `--preview` option.

- `-c` — Specifies the FQDD or list of FQDDs separated by ',' of the components for which the configurations should be imported. If this option is not specified, configuration related to all the components are imported.

NOTE: To use the `-c` or `--preview` option, the minimum Lifecycle Controller version required is 1.2.

NOTE: On certain devices, importing the server configuration profile requires two imports to apply the configuration to all the devices. The first import of the profile enables hidden devices which are then configured with a second import. The devices that require two imports are as follows:

- PERC S110 and PERC S130 controllers
- PERC S110 and PERC S130 controllers
- BIOS and PCIe device: enabling PCIe slots in the system that are disabled and configuring the PCIe device
- BIOS: enabling processor trusted execution (TXT) when server has Trusted Platform Module (TPM) 2.0 installed
- BIOS: if SCP contains only a BIOS section that includes switching boot mode to UEFI and configuration of UEFI PXE network settings
- BIOS: if SCP contains only a BIOS section that includes switching boot mode to legacy BIOS or UEFI along with changes to the boot order sequence using changes to `BootSeq`, `HddSeq`, or `UefiBootSeq` attributes.
- BIOS: changing TPM 2.0 cryptographic support from the default of SHA-1



NOTE: Boot mode and boot order sequence can be changed with a single SCP import if the `SetBootOrderFqddN` and `SetLegacyHddOrderFqddN` attributes are used.

This command does not support setting the proxy parameters if the share location (-l) is HTTP/HTTPS. For more information, see [Proxy parameter](#) section.

Example

Single-object Set of real-time objects

- Configure LCD String.

```
$ racadm set system.lcd.LCDUserString test
```

- Configure iDRAC name.

```
racadm set iDRAC.Info.Name idrac-server100
```

Single-object Set of staged objects

- Configure several BIOS settings, create a job to initiate application of new values, reboot the system, then wait for the job to complete.

```
racadm set BIOS.SysProfileSettings.ProcTurboMode Disabled
racadm set BIOS.ProcSettings.ProcVirtualization Enabled
racadm set BIOS.ProcSettings.ControlledTurbo Enabled
racadm jobqueue create BIOS.Setup.1-1 -r Graceful
```

- Note of the Job ID output by the jobqueue command
- After reboot, wait for the job to complete by checking the job status

```
racadm jobqueue view -i <Job ID>
```

Multi-object Set of real-time objects

- Configure the iDRAC using a local INI file.

```
racadm set -f myidrac.ini
```

- Configure the iDRAC using a local Server Configuration Profile XML file containing only iDRAC settings.

```
racadm set -f myidrac.xml -t xml
```

- Configure the iDRAC using a Server Configuration Profile XML file stored on an NFS share containing only iDRAC settings.

```
racadm set -f myidrac.xml -t xml -l 10.1.2.3:/myshare
```

- Import a Server Configuration Profile from a CIFS share, using only the iDRAC component.

```
racadm set -f file -t xml -u myuser -p mypassword -l //192.168.0/share -c
iDRAC.Embedded.1
```

Multi-object Set of staged objects

- Configure a systems using a local Server Configuration Profile XML file containing a mix of real-time and staged objects; reboot the server gracefully with a wait time of ten minutes, leaving the server powered on after the reboot.

```
racadm set -f myfile.xml -t xml -b "graceful" -w 600 -s "on"
```

- Make note of the Job ID output by the Set command.
- After reboot, wait for the job to complete by checking the job status.

```
racadm jobqueue view -i <Job ID>
```

- Configure a systems using a local Server Configuration Profile XML file containing a mix of real-time and staged objects; postpone reboot until other operations have been completed.

```
racadm set -f myfile.xml -t xml -b NoReboot
```

- Make note of the Job ID output by the Set command; because of the NoReboot option, the job will be pending until the server is rebooted
- Complete other operations, then perform a reboot
- After reboot, wait for the job to complete by checking the job status

- ```
racadm jobqueue view -i <Job ID>
```
- Verify the Server Configuration Profile XML file content located in a remote CIFS share.
 

```
racadm set -f temp_Configuration_file -t xml -u Administrator -p Password -l //192.168.0/xyz -preview
```
- Configure a RAC from an XML configuration file located on a remote FTP share.
 

```
racadm set -f myfile.xml -t xml -u username -p password -l ftp://192.168.10.24/
```
- Configure a RAC from a JSON configuration file located on a remote FTP share.
 

```
racadm set -f myfile.xml -t json -u httpsuser -p httpspwd -l ftp://192.168.10.24/
```
- Configure a RAC from an XML configuration file located on a remote TFTP share.
 

```
racadm set -f myfile.xml -t xml -l tftp://192.168.10.24/
```
- Configure a RAC from a JSON configuration file located on a remote TFTP share.
 

```
racadm set -f myfile.xml -t json -l tftp://192.168.10.24/
```
- Configure a RAC from an XML configuration file located on a remote HTTP share.
 

```
racadm set -f myfile.xml -t xml -u httpuser -p httppwd -l http://test.com/myshare
```
- Configure a RAC from an XML configuration file located on a remote HTTPS share.
 

```
racadm set -f myfile.xml -t xml -u httpsuser -p httpspwd -l https://test.com/myshare
```
- Configure a RAC from a JSON configuration file located on a remote HTTPS share.
 

```
racadm set -f myfile.xml -t json -u httpsuser -p httpspwd -l https://test.com/myshare
```
- Configure the proxy parameter.
 

```
racadm set lifecyclecontroller.lcattributes.UserProxyUsername admin1
```
- Remove the the proxy parameter.
 

```
racadm set lifecyclecontroller.lcattributes.UserProxyUsername
```
- View the list of proxy attributes.
 

```
racadm get lifecycleController.lcAttributes
```

## setled

**Table 84. Details of setled**

**Description** Sets the state (blinking or not blinking) of the LED on the specified module.  
To run this subcommand, you must have the Configure iDRAC permission.

**Synopsis**

```
racadm setled -l <ledState>
```

**Input**

- l <ledState> — Specifies the LED state. The values are:
  - 0 — No Blinking
  - 1 — Blinking

## Example

- From iDRAC stop LED from blinking.

```
racadm setled -l 0
RAC0908: System ID LED blink off.
```

- From iDRAC start LED to blink.

```
racadm setled -l 1
RAC0907: System ID LED blink on.
```

# setniccfg

Table 85. Details of setniccfg

## Description

Sets the iDRAC IP address for static and DHCP modes.

To run this subcommand, you must have the **Configure iDRAC** privilege.

**NOTE:** The terms **NIC** and **Ethernet management port** may be used interchangeably.

## Synopsis

- `racadm setniccfg -d`
- `racadm setniccfg -d6`
- `racadm setniccfg -s <IPv4Address> <netmask> <IPv4 gateway>`
- `racadm setniccfg -s6 <IPv6 Address> <IPv6 Prefix Length> <IPv6 Gateway>`
- `racadm setniccfg -o`

## Input

- `-d` — Enables DHCP for the NIC. It is enabled by default.
- `-d6` — Enables AutoConfig for the NIC (default is disabled).
- `-s` — Enables static IP settings. The IPv4 address, netmask, and gateway must be specified. Otherwise, the existing static settings are used. `<ipaddress>`, `<netmask>`, and `<gateway>` must be typed as dot-separated strings.

```
racadm setniccfg -s 192.168.0 255.255.255.0 192.168.0
```

- `-s6` — Enables static IPv6 settings. The IPv6 address, Prefix Length, and the IPv6 Gateway can be specified.
- `-o` — Enable or disable NIC.

## Example

- To Configure static IPv4 address for iDRAC NIC

```
racadm setniccfg -s 192.168.0 255.255.255.0 192.168.0
Static IP configuration enabled and modified successfully
```

- Configure DHCP mode for iDRAC IPv4

```
racadm setniccfg -d
DHCP is now ENABLED
```

- Configure DHCP mode for iDRAC IPv6

```
racadm setniccfg -d6
DHCP6 is now ENABLED
```



# sshpkauth

Table 86. Details of sshpkauth

**Description** Enables you to upload and manage up to 4 different SSH public keys for each user. You can upload a key file or key text, view keys, or delete keys.


This command has three mutually exclusive modes determined by the options — `upload`, `view`, and `delete`.

To run this subcommand, you must have Configure user privilege.

## Synopsis

- `racadm sshpkauth -i svcacct -k <key_index> -p <privilege> -t <PK_key_text>`
- `racadm sshpkauth -i svcacct -k <key_index> -p <privilege> -f <PK_key_text>`
- `racadm sshpkauth -v -i svcacct -k all|<key_index>`
- `racadm sshpkauth -d -i svcacct -k all|<key_index>`

## Input

- `-i <user_index>` — Index for the user.
- `-k [<key_index> | all]` — Index to assign the PK key being uploaded. *all* only works with the `-v` or `-d` options. `<key_index>` must be between 1 to 4 or *all* on iDRAC.
- `-t <PK_Key_Text>` — Key text for the SSH Public key.
- `-f <filename>` — File containing the key text to upload.  
 **NOTE: The `-f` option is not supported on Telnet or SSH or serial RACADM.**
- `-v` — View the key text for the index provided.
- `-d` — Delete the key for the index provided.

## Example

- Upload an invalid key to iDRAC User 2 in the first key space using a string.

```
$ racadm sshpkauth -i 2 -k 1 -t "This is invalid key
Text"
```

```
ERROR: Key text appears to be corrupt
```

- Upload a valid key to iDRAC User 2 in the first key space using a file.

```
$ racadm sshpkauth -i 2 -k 1 -f pkkey.key
```

```
Key file successfully uploaded.
```

- Get all keys for User 2 on iDRAC.

```
$ racadm sshpkauth -v -i 2 -k all
```

```
***** User ID 2 *****
```

```
Key ID 1:
```

```
ssh-rsa AAAAB3NzaC1yc2EAAAABIwAAAIEAzzy+k2nnpnKqVEXGXIZo0sBR6JgA5YNbWs3ekoxXV
fe3yJVpVc/5zrrr7XrwKbJAJTqSw8Dg3iR4n3vUaP+1PHmUv5Mn55Ea6LHUs1AXFqXmOd1Thd
```

```
wilU2VLw/iRH1ZymUFnut8ggbpQggV2L8bsUaMqb5PooIIvV6hy4isCNJU=
1024-bit RSA, converted from OpenSSH by xx_xx@xx.xx
```

Key ID 2:

Key ID 3:

Key ID 4:

## sslcertdownload

Table 87. Details of sslcertdownload

### Description

Downloads an SSL certificate from iDRAC to the client's file system.

To run this subcommand, you must have the **Server Control** privilege.

**NOTE:** This subcommand is only supported on the remote interface(s).

### Synopsis

```
racadm sslcertdownload -f <filename> -t <type>
```

### Input

- `-f` — Specifies the target filename on local file system to download the certificate.
- `-t <type>`—Specifies the type of certificate to download, either the CA certificate for Directory Service or the server certificate.
  - 1—Server Certificate
  - 2—Active Directory
  - 3—Custom Signing Certificate
  - 4—Client Trust Certificate for SSL
  - 5—Factory Identity Certificate
  - 6—SEKM SSL cert
  - 7—KMS CA cert

### Output

Returns 0 when successful and non-zero number when unsuccessful.

### Example

- Download server certificate:

```
racadm -r 192.168.0 -u root -p xxx sslcertdownload -t 1 -f cert.txt
```

- Download Active Directory certificate:

```
racadm -r 192.168.0 -u root -p xxx sslcertdownload -t 2 -f ad_cert.txt
```

**NOTE:** This command is not supported in the firmware RACADM interface as it is not a file system.

## sslcertupload

Table 88. Details of sslcertupload

### Description

Uploads a custom SSL server or CA certificate for Directory Service from the client to iDRAC.

To run this subcommand, you must have the following privilege:

- Active Directory certificate - Privilege required Configure iDRAC + Configure User
- Public Key Cryptography Standards (PKCS) format - Privilege required Configure iDRAC
- Client Trust certificate for SSL format and Factory Identity Certificate format - Privilege required Configure iDRAC

### Synopsis

```
racadm sslcertupload -t <type> -f <filename> -p <passphrase>
```

## Input

- `-f`—Specifies the source filename in the local file system of the certificate uploaded.
- `-p`—Pass phrase for the Public Key Cryptography Standards file.
- `-t`—Specifies the type of certificate to upload. The type of certificate must be:
  - 1—Server certificate
  - 2—CA certificate for Directory Service
  - 3—Public Key Cryptography Standards (PKCS) format
  - 4—Client Trust certificate for SSL format
  - 5—Factory Identity Certificate format
  - 6—SEKM SSL cert
  - 7—KMS CA cert

## Output

`racadm -r 192.168.0.2 -u root -p xxx sslcertupload -t 2 -f cert.txt` Certificate that is successfully uploaded to the RAC.

## Example

- Uploading a server certificate.

```
racadm -r 192.168.0.2 -u root -p xxx sslcertupload -t 1 -f cert.txt
```

- Uploading web server certificate and key

```
racadm -r 192.168.0.2 -u root -p xxx sslcertupload -t 6 -f cert.txt -k key.txt
```

- Uploading Active Directory certificate

```
racadm -r 192.168.0.2 -u root -p xxx sslcertupload -t 2 -f ad_cert.txt
```

- Uploading Client Trust certificate for SSL

```
racadm -r 192.168.0.2 -u root -p xxx sslcertupload -t 4 -f https_cert.cer
```

- Uploading Factory Identity certificate

```
racadm -r 192.168.0.2 -u root -p xxx sslcertupload -t 5 -f fi_cert.cer
```

- Uploading SEKM SSL certificate

```
racadm -r 192.168.0.2 -u root -p xxx sslcertupload -t 6 -f SEKM_cert.cer
```

- Uploading SEKM server CA certificate

```
racadm -r 192.168.0.2 -u root -p xxx sslcertupload -t 7 -f SEKM__CA_cert.cer
```

# sslcertview

**Table 89. Details of sslcertview**

## Description

Displays the SSL server or CA certificate that exists on iDRAC.

## Synopsis

```
racadm sslcertview -t <type> [-A]
```

## Input

- `-t`—Specifies the type of certificate to view, either the CA certificate or server certificate.
  - 1—Server Certificate
  - 2—Active Directory
  - 3—Factory Identity Certificate
  - 4—Client Trust certificate for SSL
  - 6—SEKM SSL cert
  - 7—KMS CA cert
- `-A`—Prevents printing headers or labels.

**NOTE:** If a certificate is generated using a comma ',' as one of the parameters, command displays the partial name in the following fields only until the comma:

- **Organization Name**
- **Common Name**
- **Location Name**
- **State Name**

The rest of the string is not displayed.

**Table 90. Output**

|                             |                           |
|-----------------------------|---------------------------|
| Serial Number               | 01                        |
| <b>Subject Information:</b> |                           |
| Country Code (CC)           | US                        |
| State (S)                   | Texas                     |
| Locality (L)                | Round Rock                |
| Organization (O)            | Dell Inc.                 |
| Organizational Unit (OU)    | Remote Access Group       |
| Common Name (CN)            | iDRAC Default certificate |
| <b>Issuer Information:</b>  |                           |
| Country Code (CC)           | US                        |
| State (S)                   | Texas                     |
| Locality (L)                | Round Rock                |
| Organization (O)            | Dell Inc.                 |
| Organizational Unit (OU)    | Remote Access Group       |
| Common Name (CN)            | iDRAC Default certificate |
| Valid From                  | May 15 23:54:19 2017 GMT  |
| Valid To                    | May 12 23:54:19 2027 GMT  |

```
racadm sslcertview -t 1 -A
```

|                           |
|---------------------------|
| 00                        |
| US                        |
| Texas                     |
| Round Rock                |
| Dell Inc.                 |
| Remote Access Group       |
| iDRAC default certificate |
| US                        |
| Texas                     |
| Round Rock                |
| Dell Inc.                 |
| Remote Access Group       |
| iDRAC default certificate |
| May 15 23:54:19 2017 GMT  |
| May 12 23:54:19 2027 GMT  |

## sslcertdelete

**Table 91. Details of sslcertdelete**

|                    |                                                                                                                                                                                                                                                                                       |
|--------------------|---------------------------------------------------------------------------------------------------------------------------------------------------------------------------------------------------------------------------------------------------------------------------------------|
| <b>Description</b> | Command to delete a custom signing certificate from iDRAC.<br>To run this subcommand, you must have the <b>Configure iDRAC</b> privilege.                                                                                                                                             |
| <b>Synopsis</b>    | <code>racadm sslcertdelete -t &lt;type&gt;</code>                                                                                                                                                                                                                                     |
| <b>Input</b>       | <code>-t</code> —Specifies the type of certificate to delete. The type of certificate is: <ul style="list-style-type: none"><li>• 3—Custom signing certificate</li><li>• 4—Client trust certificate for SSL</li><li>• 6—SEKM SSL certificate</li><li>• 7—KMS CA certificate</li></ul> |
| <b>Output</b>      | The following information is displayed: <ul style="list-style-type: none"><li>• The custom signing certificate was deleted.</li><li>• The iDRAC resets and may be offline temporarily.</li></ul>                                                                                      |
| <b>Example</b>     | Use Remote RACADM to delete the custom signing certificate.<br><pre>\$ racadm -r 192.168.0 -u root -p xxx sslcertdelete -t 3</pre>                                                                                                                                                    |

Use Remote RACADM to delete the Client Trust certificate for SSL.

```
$ racadm -r 192.168.0 -u root -p xxx sslcertdelete -t 4
```

## sslcsrigen

Table 92. Details of sslcsrigen

**Description** Generates and downloads a certificate signing request (CSR) file to the client's local file system. The CSR can be used for creating a custom SSL certificate that can be used for SSL transactions on iDRAC.

To run this subcommand, you must have the Configure iDRAC privilege.

### Synopsis

```
· racadm sslcsrigen -g
· racadm sslcsrigen [-g] [-f <filename>]
· racadm sslcsrigen -s
· racadm sslcsrigen -g -t <csr_type>
· racadm sslcsrigen -g -f <filename> -t <csr_type>
· racadm sslcsrigen -s -t <csr_type>
```

### Input

- `-g`—Generates a new CSR.
- `-s`—Returns the status of a CSR generation process (generation in progress, active, or none).
- `-f`—Specifies the filename of the location, `<filename>`, where the CSR is downloaded.
- **NOTE:** The `-f` option is only supported on the remote interfaces.
- `-t` —Specifies the type of CSR to be generated. The options are:
  - 1—SSL cert
  - 2—Factory Identity Cert
  - 3—SEKM SSL Cert

### Output

If no options are specified, a CSR is generated and downloaded to the local file system as `sslcsr` by default. The `-g` option cannot be used with the `-s` option, and the `-f` option can only be used with the `-g` option.

The `sslcsrigen -s` subcommand returns one of the following status codes:

- CSR was generated successfully.
- CSR does not exist.

### Example

- Display the status of CSR operation:

```
racadm sslcsrigen -s
```

- Generate and download a CSR to local file system using remote RACADM

```
racadm -r 192.168.0.120 -u <username> -p <password> sslcsrigen -g -f
csrtest.txt
```

- Generate and download a CSR to local file system using local RACADM

```
racadm sslcsrigen -g -f c:\csr\csrtest.txt
```

- Generate a new certificate signing request for Factory Identity type

```
racadm sslcsrigen -g -t 2
```

- Display the status of the current CSR operation for Factory Identity type

```
racadm sslcsrngen -s -t 2
```

- Generate and download a CSR for Factory Identity type to local file system using remote RACADM

```
racadm -r 192.168.0.120 -u root -p calvin sslcsrngen -g -f csrtest.txt -t 2
```

- Generate and download a CSR for Factory Identity type to local file system using local RACADM

```
racadm sslcsrngen -g -f c:\csr\csrtest.txt -t 2
```

- Generate a new certificate signing request for SEKM SSL Cert

```
racadm sslcsrngen -g -t 3
```

- Display the status of the current CSR operation for SEKM SSL Cert

```
racadm sslcsrngen -s -t 3
```

- Generate and download a CSR for SEKM SSL Cert Identity type to local file system using remote RACADM

```
racadm -r 192.168.0.120 -u root -p calvin sslcsrngen -g -f csrtest.txt -t 3
```

**NOTE:** Before a CSR can be generated, the CSR fields must be configured in the RACADM iDRAC .Security group. For example:

```
racadm set iDRAC.security.commonname MyCompany
```

**NOTE:** Before generating SEKM CSR, ensure the iDRAC SEKM certificate attributes are configured.

**NOTE:** In Telnet or SSH console, you can only generate and not download the CSR file.

## sslkeyupload

Table 93. Details of sslkeyupload

|                    |                                                                                                                                                                                                                                                                                                                                   |
|--------------------|-----------------------------------------------------------------------------------------------------------------------------------------------------------------------------------------------------------------------------------------------------------------------------------------------------------------------------------|
| <b>Description</b> | Uploads SSL key from the client to iDRAC.<br>To run this subcommand, you must have the <b>Server Control</b> privilege.                                                                                                                                                                                                           |
| <b>Synopsis</b>    | <code>racadm sslkeyupload -t &lt;type&gt; -f &lt;filename&gt;</code>                                                                                                                                                                                                                                                              |
| <b>Input</b>       | <ul style="list-style-type: none"> <li>• <code>-t</code> — Specifies the key to upload. The value is: <ul style="list-style-type: none"> <li>• <code>1</code> — SSL key used to generate the server certificate.</li> </ul> </li> <li>• <code>-f</code> — Specifies the filename of the SSL key that must be uploaded.</li> </ul> |
| <b>Output</b>      | If upload is successful, the message <code>SSL key successfully uploaded to the RAC</code> is displayed. If upload is unsuccessful, error message is displayed.                                                                                                                                                                   |
| <b>Example</b>     | <code>racadm sslkeyupload -t 1 -f c:\sslkey.txt</code>                                                                                                                                                                                                                                                                            |

## sslresetcfg

Table 94. Details sslresetcfg

|                    |                                                                                                                                                                                                                               |
|--------------------|-------------------------------------------------------------------------------------------------------------------------------------------------------------------------------------------------------------------------------|
| <b>Description</b> | Restores the web-server certificate to factory default and restarts web-server. The certificate takes effect 30 seconds after the command is entered.<br>To run this subcommand, you must have the Configure iDRAC privilege. |
|--------------------|-------------------------------------------------------------------------------------------------------------------------------------------------------------------------------------------------------------------------------|

**Synopsis**

```
racadm sslresetcfg
```

**Input**

N/A

**Example**

```
racadm sslresetcfg
```

```
Certificate generated successfully and webserver restarted.
```

## Storage

**Table 95. Details of storage**

**Description**

Allows you to run the commands to control storage arrays.

To run this subcommand for configuring the storage properties, you must have the server control permission.

**Synopsis****Inventory**

 **NOTE:** You can also run the command using **raid** in place of the **storage** command.

- To view the help details for get command, run the following command:

```
racadm storage help get
```

- To generate and view information about the inventory of storage root node, run the following command:

```
racadm storage get status
```

- To generate and view information about the inventory of controllers, run the following command:

```
racadm storage get controllers -o
```

```
racadm storage get controllers -o -p <property names separated by comma>
```

- To get the list of controllers, run the following command:

```
racadm storage get controllers
```

- To get the properties of PCIeSSD controller, run the following command:

```
racadm storage get controllers:<PcieSSD controller FQDD>
```

- To generate and view information about the inventory of batteries, run the following command:

```
racadm storage get batteries -o
```

```
racadm storage get batteries --refkey <controller FQDDs separated by comma>
```

```
racadm storage get batteries --refkey <controller FQDDs separated by comma>
-o
```

```
racadm storage get batteries --refkey <controller FQDDs separated by comma>
-o -p <property names separated by comma>
```



- To generate and view information about the inventory of virtual disks, run the following command:

```
racadm storage get vdisks
```

```
racadm storage get vdisks --refkey <controller FQDDs separated by comma>
```

```
racadm storage get vdisks --refkey <controller FQDDs separated by comma> -o
```

```
racadm storage get vdisks --refkey <controller FQDDs separated by comma> -o
-p <property names separated by comma>
```

- To generate and view information about the inventory of enclosures, run the following command:

```
racadm storage get enclosures -o
```

```
racadm storage get enclosures --refkey <connector FQDDs separated by comma>
```

```
racadm storage get enclosures --refkey <connector FQDDs separated by comma>
-o -p <property names separated by comma>
```

- To get the list of enclosures, run the following command:

```
racadm storage get enclosures
```

- To get the properties of the PCIeSSD enclosure, run the following command:

```
racadm storage get enclosures:<PCIeSSD enclosure FQDD>
```

- To generate and view information about the inventory of physical disk drives, run the following command:

```
racadm storage get pdisks
```

```
racadm storage get pdisks -o
```

```
racadm storage get pdisks -o -p <property names separated by comma>
```

```
racadm storage get pdisks --refkey <enclosure/Backplanes FQDDs separated by
comma>
```

```
racadm storage get pdisks --refkey <enclosure/Backplanes FQDDs separated by
comma> -o
```

```
racadm storage get pdisks --refkey <enclosure/Backplanes FQDDs separated by
comma> -o -p <property names separated by comma>
```

- To get the list of physical disks, run the following command:

```
racadm storage get pdisks
```

- To get the properties of PCIeSSD physical disk, run the following command:

```
racadm storage get pdisks:<PCIeSSD FQDD>
```

- To rename, expansion and raid level migration of the virtual disks. To rebuild, cancel rebuild and cancel the background initialization.

```
racadm storage renamevd:<VirtualDisk FQDD > -name <new_vd_name>
```

```
racadm storage capacityexpansion:<VirtualDisk FQDD > -size <new size VD> -pdkey <PhysicalDisk FQDDs>
```

```
racadm storage capacityexpansion:<VD FQDD> -size <new size>.
```

```
racadm storage discardcache:<Controller FQDD>
```

```
racadm storage raidlevelmigration:<VirtualDisk FQDD > -new_rl <raid_level> -pdkey:<pdisk_fqdd separated by commas>
```

```
racadm storage rebuild:<PD FQDD>
```

```
racadm storage cancelrebuild:<PD FQDD>
```

```
racadm storage cancelbgi:<VD FQDD>
```

- To generate and view information about the inventory of fans, run the following command:

```
racadm storage get fans --refkey <enclosure FQDDs separated by comma>
```

```
racadm storage get fans --refkey <enclosure FQDDs separated by comma > -o
```

```
racadm storage get fans --refkey <enclosure FQDDs separated by comma> -o -p <property names separated by comma>
```

- To generate and view information about the inventory of EMMs, run the following command:

```
racadm storage get emms -refkey <enclosure FQDDs separated by comma>
```

```
racadm storage get emms --refkey <enclosure FQDDs separated by comma> -o
```

```
racadm storage get emms --refkey <enclosure FQDDs separated by comma> -o -p <property names separated by comma>
```

- To generate and view information about the inventory of PSU, run the following command:

```
racadm storage get psus -refkey <enclosure FQDDs separated by comma>
```

```
racadm storage get psus --refkey <enclosure FQDDs separated by comma> -o
```

```
racadm storage get psus --refkey <enclosure FQDDs separated by comma> -o -p <property names separated by comma>
```

### Configuration

- To view the help details for a configuration command, run the following command:

```
racadm storage help <command>
```

```
where command can take below values
converttoraid, converttononraid, controllers, clearconfig,
createsecuritykey, createvd, deletesecuritykey,
deletevd, encryptvd, enclosures, emms, fans, hotspare, importconfig,
```

```
ccheck, cryptographicerase, preparetoremove, blink, unblink, cancelcheck,
renamevd, cancelbgi, rebuild, cancelrebuild, capacityexpanon,
raidlevelmigrationinit, modifysecuritykey, psus, pdisks, resetconfig,
tempprobes, vdisks, patrolread, forceonline,
forceoffline, replacephysicaldisk, unlock, and setbootvd.
```

**NOTE: iSM must be running on the operating system to run the preparetoremove method:**

To create, delete, and secure the virtual disks. To start or stop the consistency check on the specified virtual disk, run the following command:

```
racadm storage createvd:<Controller FQDD> -rl {r0|r1|r5|r6|r10|r50|r60} [-wp
{wt|wb|wbf}] [-rp {nra|ra|ara}] [-ss {1k|2k|4k|8k|16k|32k|64k|128k|256k|
512k|1M|2M|4M|8M|16M}] -pdkey:<comma separated PD FQDD> [-dcp {enabled|
disabled|default}] [-name <VD name>] [-size <VD size>{b|k|m|g|t}] [-
T10PIEnable]
```

**NOTE: T10PI is no longer supported on PERC9 and PERC10 controllers:**

```
racadm storage init:<VD FQDD> -speed {fast|full}
```

```
racadm storage deletevd:<VD FQDD>
```

```
racadm storage encryptvd:<VD FQDD>
```

```
racadm storage createsecuritykey:<Controller FQDD> -key <Key id> -xxx
<passphrase>
```

```
racadm storage modifysecuritykey:<Controller FQDD> -key <Key id>-xxx <old
passphrase> -xxx <new passphrase>
```

```
racadm storage deletesecuritykey:<Controller FQDD>
```

```
racadm storage ccheck:<vdisk fqdd>
```

```
racadm storage cancelcheck:<vdisk fqdd>
```

To set virtual disk as bootvd and replace physical disk in virtual disk:

```
racadm storage setbootvd:<controller FQDD> -vd <VirtualDisk FQDD >
```

```
racadm storage replacephysicaldisk:<Source PD FQDD > -dstpd <Destination
PD FQDD>
```

To convert the physical disk drives and assign or delete a hotspare. To scan physical disks that are connected to a controller and detect problem, run the following command:

```
racadm storage converttononraid:<PD FQDD>
```

```
racadm storage converttoraid:<PD FQDD>
```

**NOTE:** Convert to RAID or Non RAID is not supported on PERC 10 and BOSS controller cards:

```
-mdtype <metadataType>
```

```
racadm storage hotspare:<Physical Disk FQDD> -assign yes -type dhs -vdkey:
<FQDD of VD>
```

```
racadm storage hotspare:<Physical Disk FQDD> -assign yes -type ghs
```

```
racadm storage hotspare:<Physical Disk FQDD> -assign no
```

```
racadm storage patrolread:<controller FQDD> -state start|stop
```

**NOTE:** If the `-assign` option is no, you cannot add other options. If the `-assign` option is yes and if the `-type` option is not present, the global hotspare (ghs) is created by default.

- To reset, clear, and import the storage configuration to the controller, run the following command:

```
racadm storage importconfig:<Controller FQDD>
```

```
racadm storage resetconfig:<Controller FQDD>
```

```
racadm storage clearconfig:<Controller FQDD>
```

- To unlock foreign configuration:

```
racadm storage unlock:<Controller FQDD> -key <Key id> -passwd <passphrase>
```

- To start or stop a blink or identify operation on the specified or PCIeSSD device, run the following command:

```
racadm storage blink:<FQDD>
```

```
racadm storage blink:<PCIeSSD FQDD>
```

```
racadm storage unblink:<FQDD>
```

```
racadm storage unblink:<PCIeSSD FQDD>
```

**NOTE:** The Start or Stop a Blink feature is not supported for HHHL PCIe SSD devices:

- To force a physical disk online, offline

```
racadm storage forceonline:<PD FQDD>
```

```
racadm storage forceoffline:<PD FQDD>
```

- To prepare the PCIeSSD drive for removal:

```
racadm storage preparetoremove <PCIeSSD FQDD>
```

**NOTE:** The Prepare to Remove task is not supported for HHHL PCIe SSD devices.

- To perform a cryptographic erase operation on PCIeSSD device, run the following command:

```
racadm storage cryptographicerase:<PCIeSSD FQDD>
```

- To set the encryption mode:

```
racadm storage setencryptionmode:<Controller FQDD> -mode <KEY Management
Mode>
```

- To request iDRAC to rekey all devices:

```
racadm storage rekey:<Controller FQDD>
```

## Input

- `-o`—Specifies the optimized version.
- `-p`—Specifies the property name.
- `--refkey`—Specifies the controller or enclosure FQDDs.
- `-name`—Specifies the new name for the virtual disk.
- `-size`—Specifies the new size for the virtual disk. It should be more than the current size.
  - `b`—Specifies the size in bytes
  - `k`—Specifies the size in kilobytes
  - `m`—Specifies the size in megabytes
  - `g`—Specifies the size in gigabytes
  - `t`—Specifies the size in terabytes
- `-r1`—Sets the storage level.
  - `r0`—storage 0-Striping
  - `r1`—storage 1-Mirroring
  - `r5`—storage 5-Striping with Parity
  - `r6`—storage 6-Striping with Extra Parity
  - `r10`—storage 10-Spanned Striping with Mirroring
  - `r50`—storage 50-Spanned Striping with Parity
  - `r60`—storage 60-Spanned Striping with Extra Parity
- `-new_r1`—Specifies the new possible raid level for the virtual disk
  - `r0`—RAID0
  - `r1`—RAID1
  - `r5`—RAID5
  - `r6`—RAID6

**NOTE:** This is a mandatory option must provide with RLM operation. Possible raid migrations with disk addition are R0-R1, R0-R5/R6, R1-R0/R5/R6, R5-R0/R6, R6-R0/R5. Possible raid migrations without disk addition are R1-R0, R5-R0, R6-R0/R5.

- `-wp {wt | wb | wbf}`—Sets the write policy to Write Through, Write Back, or Write Back Force
- `-rp {nra | ra | ara}`—Sets the read policy to No Read Ahead, Read Ahead, Adaptive Read Ahead
- `-ss`—Specifies the stripe size to use.
- `-pdkey: <PD FQDD list>`—Specifies the physical disk drive to use in the virtual disk.
- `-dcp`—Sets the Disk Cache Policy in the Virtual Disk.
  - `enabled`—Allows the virtual disk to use the cache.
  - `disabled`—Does not allow the virtual disk to use the cache.
  - `default`—Uses the default cache policy. For SAS drives, use the `disabled` option and for SATA drives, use the `enabled` option by default.
- `-name <VD name>`—Specifies the name of the virtual disk.
- `-size <VD size>`—Specifies the size of each virtual disk.
  - `b`—Specifies the size in bytes
  - `k`—Specifies the size in kilobytes
  - `m`—Specifies the size in megabytes
  - `g`—Specifies the size in gigabytes
  - `t`—Specifies the size in terabytes
- `-sc`—Number of spans in a virtual disk (required for multi-span RAID level)

**NOTE:**

- **For PERC9, if the value of `controller.SupportRAID10UnevenSpans` is supported, you can enter only 0 for this option while creating RAID level 10. The created RAID10 virtual disk displays the `spandepth` as 1 (default).**
- **For other controllers:**

- **The default value for multi-span RAID levels is 2 and for basic RAID level is 1.**
  - **For hybrid RAID levels such as RAID10, RAID50, and RAID60, this option is mandatory.**
  - **The value for `-sc` option can be 0 only for RAID10.**
- `-T10PIEnable`—Creates a virtual disk with protection information.
  - `-key <Key id>`—Specifies the key id.
  - `-passwd <passphrase>`—Specifies the passphrase.
  - `-newpasswd <passphrase>`—Specifies the new passphrase.
  - `-assign {yes | no}`—Assigns or unassigns the disk as a hotspare.
  - `-type { ghs | dhs}`—Assigns a global or dedicated hotspare.
  - `-vdkey:<VD FQDD>`—Assigns the dedicated hotspare to the specified virtual disk. This option is required for dedicated hotspare.
  - `-state <start|stop>`—`start` value starts a patrol read operation. `stop` value stops a running patrol read operation.
  - ① **NOTE: To start the operation, the Controller.PatrolReadMode must be in Manual mode.**
  - `-speed`—Specifies the initialization of the Virtual disk.
    - `fast`—Performs fast initialization.
    - `full`—Performs slow initialization.
  - `blink: <FQDD>` or `unblink: <FQDD>`—`<FQDD>` can be physical disk drives, virtual disks, or PCIeSSD.
  - `<PCIeSSD FQDD>`—Specifies the PCIeSSD FQDD.
  - `<PCIeSSD controller|enclosure FQDD>`—Specifies the PCIeSSD controller or enclosure FQDD.
  - `preparetoremove`—Specifies the PCIeSSD drive to prepare for removal.
  - ① **NOTE: Ensure that ISM is installed and running to perform the preparetoremove operation.**
  - `cryptographicerase`—Specifies the PCIeSSD drive to perform the cryptographic erase operation.-
  - `-mdtype { windows | linux}`—Specifies the metadata type for the physical disk conversion to RAID
  - ① **NOTE: SWRAID only supports mdtype.**
  - `-mode`—Specifies the PERC key management type.

## Example

### Inventory

- To view the help details for `get` command, run the following command:

```
racadm>>storage help get
racadm storage help get
Storage monitoring and inventory of hardware RAID connected to the system.

Usage :
racadm storage get status
racadm storage help <Object type I/II>
racadm storage get <Object type I>
racadm storage get <Object type I> -current
racadm storage get <Object type I> -pending
racadm storage get <Object type I> -o
racadm storage get <Object type I> -o -p <property names separated by comma>
racadm storage get <Object type I>:<FQDDs of Object type I separated by comma> -p
<property names separated by comma>
racadm storage get <Object type I>:<FQDDs of Object type I separated by comma>
racadm storage get <Object type II> --refkey <reference keys separated by comma>
racadm storage get <Object type II> --refkey <reference keys separated by comma> -o
racadm storage get <Object type II> --refkey <reference keys separated by comma> -o
-p <property names separated by comma>

Valid Options:
Object type I : controllers, batteries, vdisks, pdisks, fans, emms, temp probes, psus,
enclosures.
Object type II : batteries, vdisks, pdisks, fans, emms, psus, temp probes, enclosures.
-current <optional>: Displays only the current Raid objects from storage.If -pending not
mentioned it will consider as the default option
-pending : Displays only the Pending Raid Objects from Storage.
-o : Displays all the properties of the selected Key or Object.
```

```

-p : Displays the property names with filter.
FQDD's : Displays all the properties of the FQDD's Key.
--refkey : Displays all the reference key of Object type.
help : Displays each object type help.
NOTE: Maximum Property names can be specified in -p option is = 10.
NOTE: Maximum FQDD's or refkey can be specified is = 3.

```

Usage Examples :

```

racadm storage get controllers
racadm storage get psus
racadm storage get controllers -o
racadm storage get controllers -o -current
racadm storage get controllers -o -pending
racadm storage get enclosures -o
racadm storage get controllers -o -p name,status
racadm storage get vdisks -o -p layout,status
racadm storage get controllers:RAID.INTEGRATED.0
racadm storage get emms:EMM.Slot.0:ENCLOSURE.EXTERNAL.0-0:RAID.INTEGRATED.0
racadm storage get controllers:RAID.INTEGRATED.0 -p status
racadm storage get emms:EMM.Slot.0:ENCLOSURE.EXTERNAL.0-0:RAID.INTEGRATED.0 -p status
racadm storage get batteries --refkey RAID.INTEGRATED.0
racadm storage get pdisks --refkey ENCLOSURE.EXTERNAL.0-0:RAID.INTEGRATED.0
racadm storage get batteries --refkey RAID.INTEGRATED.0 -o -p status,state,name
racadm storage get fans --refkey RAID.INTEGRATED.0 -o -p status,speed,name

```

- To rename, expansion and raid level migration of the virtual disks. To rebuild, cancel rebuild and cancel the back-ground initialization.

```
racadm storage renamevd:<VirtualDisk FQDD > -name <new_vd_name>
```

```
racadm storage capacityexpansion:<VirtualDisk FQDD > -size <new size VD> -pdkey
<PhysicalDisk FQDDs>
```

```
racadm storage raidlevelmigration:<VirtualDisk FQDD > -new_rl <raid_level> -
pdkey:<pdisk_fqdd separated by commas>
```

```
racadm storage rebuild:<PD FQDD>
```

```
racadm storage cancelrebuild:<PD FQDD>
```

```
racadm storage cancelbgi:<VD FQDD>
```

- To generate and view information about the inventory of controllers, virtual disks, storage enclosures, and physical disk drives.
- To generate and view information about the inventory of storage root node.  
This command retrieves the status of the inventory for storage root node.

```
racadm storage get status
raid Root Node Status : Ok
```

- To generate and view information about the inventory of controllers connected to the server.

**NOTE:** If you set the NVMe mode to Non-Raid, then S140 RollupStatus is displayed as Unknown.

```
racadm storage get controllers
RAID.Integrated.1-1
```

The following command is an optimized version and displays the full controller objects along with their keys:

```

racadm storage get controllers -o
RAID.Slot.4-1
 Status = Ok
 DeviceDescription = RAID Controller in Slot 4
 RollupStatus = Ok
 Name = PERC H740P Adapter (PCI Slot 4)
 PciSlot = 4
 FirmwareVersion = 50.5.1-1733

```

```

RebuildRate = 30
BgiRate = 30
CheckConsistencyRate = 30
ReconstructRate = 30
PatrolReadRate = 30
PatrolReadMode = Automatic
PatrolReadState = Stopped
CheckConsistencyMode = Normal
LoadBalanceSetting = Auto
CopybackMode = ON
PreservedCache = Not Present
CacheMemorySize = 8192 MB
PersistHotspare = Disabled
KeyID = null
SpindownUnconfiguredDrives = Disabled
SpindownHotspare = Disabled
Timeintervalforspindown = 30 (Minutes)
SecurityStatus = Security Key Assigned
EncryptionMode = Security Enterprise Key Manager
SasAddress = 0x5D09466073045100
PciDeviceId = 0x16
PciSubdeviceId = 0x1fcb
PciVendorId = 0x1000
PciSubvendorId = 0x1028
PciBus = 0x0
PciDevice = 0x0
PciFunction = 0x0
BusWidth = Other
SlotLength = Other
SlotType = Other
MaxCapableSpeed = 12.0 Gb/s
LearnMode = Not supported
T10PICapability = Not Capable
SupportRAID10UnevenSpans = Supported
SupportEnhancedAutoForeignImport = Supported
EnhancedAutoImportForeignConfig = Disabled
SupportControllerBootMode = Supported
ControllerBootMode = Continue Boot On Error
RealtimeConfigurationCapability = Capable
RaidMode = None
SharedSlotAssignmentAllowed = Not Applicable
bootVD = Disk.Virtual.0:RAID.Slot.4-1
CurrentControllerMode = RAID
SupportEnhancedHBA = Supported

```

The following command displays the filtered property values for all returned controller objects:

```

racadm storage get controllers -o -p Name
RAID.Integrated.1-1
Name = PERC H710P Adapter (Embedded)

```

The following examples show the pending operation when used with `storage get <object>` commands:

To list storage objects without displaying the properties:

- This operation displays `vdisk`, which has pending operation:

```

racadm storage get vdisks -pending
DISK.Virtual.267386880:RAID.Slot.5-1

```

- This operation displays controllers, which have pending operations:

```

racadm storage get controllers -pending
RAID.Integrated.1-1

```

- This operation displays `pdisk`, which has pending operation:

```

racadm storage get pdisks -pending
Disk.Bay.20:Enclosure.Internal.0-1:RAID.Integrated.1-1

```



- This operation displays enclosures, which have pending operations:

```
racadm storage get enclosures -pending
Enclosure.Internal.0-1:RAID.Integrated.1-1
```

Changing the attribute by using `racadm set storage` or `storage` configuration command displays the storage object in the `-pending` command output. If there are no pending objects, the following error message is displayed:

```
racadm storage get pdisks -pending
ERROR: STOR0103 : No physical disks are displayed.
Check if the server has power, physical disks are available, and physical disks
are connected to the enclosure or backplane.
```

The following examples show the pending operation while listing the properties:

By default, if there is no change in properties, the `-pending` command displays the current value. If the property has any pending objects, the `-pending` command displays the pending value.

- This operation displays the current state of `pdisk`, which is in Ready state:

```
/admin1-> racadm storage get pdisks -o -p state
Disk.Bay.4:Enclosure.Internal.0-1:RAID.Integrated.1-1
State = Ready
```

- This operation displays state of a `pdisk` on which `createvd` operation is pending:

```
/admin1-> racadm storage get pdisks -o -p state -pending
Disk.Bay.4:Enclosure.Internal.0-1:RAID.Integrated.1-1
```

The following command displays the output for H740P adapter controller objects along with their keys:

```
racadm storage get controllers -o
RAID.Slot.3-1
Status = Ok
DeviceDescription = RAID Controller in Slot 3
RollupStatus = Ok
Name = PERC H740P Adapter (PCI Slot 3)
PciSlot = 3
FirmwareVersion = 50.5.1-2571
DriverVersion = Information Not Available
RebuildRate = 33
BgiRate = 44
CheckConsistencyRate = 22
ReconstructRate = 98
PatrolReadRate = 30
PatrolReadMode = Automatic
PatrolReadState = Stopped
CheckConsistencyMode = Normal
LoadBalanceSetting = Auto
CopybackMode = ON
PreservedCache = Not Present
CacheMemorySize = 8192 MB
PersistHotspare = Disabled
KeyID =
1D509463F308D96D00C4BB14B1C0F51F860176C1E275264C73B62D7E96DD3007
SpindownUnconfiguredDrives = Disabled
SpindownHotspare = Disabled
Timeintervalforspindown = 30 (Minutes)
SecurityStatus = Security Key Assigned
EncryptionMode = Secure Enterprise Key Manager
EncryptionCapability = Local Key Management and Secure Enterprise Key
Manager Capable
SasAddress = 0x5D0946600B5E9F00
PciDeviceId = 0x16
PciSubdeviceId = 0x1fcb
PciVendorId = 0x1000
PciSubvendorId = 0x1028
PciBus = 0x33
PciDevice = 0x0
PciFunction = 0x0
BusWidth = 16x or x16
```

```

SlotLength = Long Length
SlotType = PCI Express Gen3
MaxCapableSpeed = 12.0 Gb/s
LearnMode = Not supported
T10PICapability = Not Capable
SupportRAID10UnevenSpans = Supported
SupportEnhancedAutoForeignImport = Supported
EnhancedAutoImportForeignConfig = Enabled
SupportControllerBootMode = Not Supported
RealtimeConfigurationCapability = Capable
RaidMode = None
SharedSlotAssignmentAllowed = Not Applicable
bootVD = Disk.Virtual.0:RAID.Slot.3-1
CurrentControllerMode = RAID
SupportEnhancedHBA = Supported

```

- To generate and view information about the inventory of batteries that are connected to the controller, run the following command:

```
racadm storage get batteries
```

The following command is an optimized version and displays the batteries along with their keys:

```

racadm storage get batteries -o
Battery.Integrated.1:RAID.Integrated.1-1
Name = Battery
DeviceDescription = Battery on Integrated raid Controller 1
Status = Ok
State = Ready

```

The following command displays the filtered property values for all battery objects:

```

racadm storage get batteries -o -p Name
Battery.Integrated.1:RAID.Integrated.1-1
Name = Battery

```

The following command displays all battery keys that are connected to the controllers:

```

racadm storage get batteries --refkey RAID.Integrated.1-1
Battery.Integrated.1:RAID.Integrated.1-1

```

The following command is an optimized and filtered version:

```

racadm storage get batteries --refkey RAID.Integrated.1-1 -o -p Name
Battery.Integrated.1:RAID.Integrated.1-1
Name = Battery

```

- To generate and view information about the inventory of virtual disks that are connected to the controller, run the following command:

```

racadm storage get vdisks
Disk.Virtual.0:RAID.Integrated.1-1

```

The following command displays all virtual disk keys that are connected to the controllers:

```

racadm storage get vdisks --refkey RAID.Integrated.1-1
Disk.Virtual.0:RAID.Integrated.1-1

```

The following command is an optimized and filtered version:

```

racadm storage get vdisks -o -p DeviceDescription,OperationalState
Disk.Virtual.0:RAID.Integrated.1-1
DeviceDescription = Virtual Disk 0 on Integrated raid Controller 1
OperationalState = Not applicable

```

- To generate and view information about the inventory of virtual disks, run the following command:

```
racadm storage get vdisks -o
Disk.Virtual.2:RAID.Integrated.1-1
```

**Table 96. Details of storage get vdisks**

|                     |                                                |
|---------------------|------------------------------------------------|
| Status              | Ok                                             |
| DeviceDescription   | Virtual Disk 2 on Integrated RAID Controller 1 |
| Name                | OS                                             |
| RollupStatus        | Ok                                             |
| State               | Online                                         |
| OperationalState    | Not applicable                                 |
| Layout              | Raid-0                                         |
| Size                | 278.88 GB                                      |
| SpanDepth           | 1                                              |
| AvailableProtocols  | SAS                                            |
| MediaType           | HDD                                            |
| ReadPolicy          | Read Ahead                                     |
| WritePolicy         | Write Back                                     |
| StripeSize          | 64K                                            |
| DiskCachePolicy     | Default                                        |
| BadBlocksFound      | NO                                             |
| Secured             | NO                                             |
| RemainingRedundancy | 0                                              |
| EnhancedCache       | Not Applicable                                 |
| T10PIStatus         | Disabled                                       |
| BlockSizeInBytes    | 512                                            |

- To generate and view information about the inventory of storage enclosures that are connected to the connector.

This command displays all enclosure objects for the connector FQDD.

```
racadm storage get enclosures -o
Enclosure.Internal.0-1:RAID.Integrated.1-1
```

**Table 97. Details of storage get enclosure**

|                   |                                                            |
|-------------------|------------------------------------------------------------|
| Status            | Ok                                                         |
| State             | Ready                                                      |
| DeviceDescription | Backplane 1 on Connector 0 of Integrated RAID Controller 1 |
| RollupStatus      | Ok                                                         |
| Name              | BP13G+EXP 0:1                                              |
| BayId             | 1                                                          |
| FirmwareVersion   | 0.23                                                       |
| SasAddress        | 0x500056B31234ABFD                                         |
| SlotCount         | 24                                                         |

The following command displays all enclosure keys that are connected to the connectors:

```
racadm storage get enclosures --refkey RAID.Integrated.1-1
Enclosure.Internal.0-1:RAID.Integrated.1-1
```

The following command is an optimized and filtered version:

```
racadm storage get enclosures --refkey RAID.Integrated.1-1 -o -p Name
Enclosure.Internal.0-1:RAID.Integrated.1-1
Name = BP12G+EXP 0:1
```

- To generate and view information about the inventory of physical disk drives connected to the enclosure or backplanes, run the following command:

```
racadm storage get pdisks
Disk.Bay.0:Enclosure.Internal.0-1:RAID.Integrated.1-1
```

The following command is an optimized version and displays the full controller objects along with their keys:

```
racadm storage get pdisks -o
Disk.Bay.0:Enclosure.Internal.0-1:RAID.Slot.4-1
 Status = Ok
 DeviceDescription = Disk 0 in Backplane 1 of RAID Controller in Slot 4
 RollupStatus = Ok
 Name = Physical Disk 0:1:0
 State = Online
 OperationState = Not Applicable
 PowerStatus = Spun-Up
 Size = 1117.250 GB
 FailurePredicted = NO
 RemainingRatedWriteEndurance = Not Applicable
 SecurityStatus = Not Capable
 BusProtocol = SAS
 MediaType = HDD
 UsedRaidDiskSpace = 200.001 GB
 AvailableRaidDiskSpace = 917.250 GB
 Hotspare = NO
 Manufacturer = SEAGATE
 ProductId = ST1200MM0099
 Revision = ST31
 SerialNumber = WFK1BNX3
 PartNumber = CN0G2G54SGW0087A01RHA00
 NegotiatedSpeed = 12.0 Gb/s
 ManufacturedDay = 5
 ManufacturedWeek = 28
 ManufacturedYear = 2018
 ForeignKeyIdentifier = null
 SasAddress = 0x5000C500B8ED7081
 FormFactor = 2.5 Inch
 RaidNominalMediumRotationRate = 10000
 T10PICapability = Not Capable
 BlockSizeInBytes = 512
 MaxCapableSpeed = 12 Gb/s
 RaidType = None
 SystemEraseCapability = SecureErasePD
 SelfEncryptingDriveCapability = Not Capable
 EncryptionCapability = Not Capable
 CryptographicEraseCapability = Capable
```

The following command displays the filtered property values for all returned controller objects:

```
racadm storage get pdisks -o -p State
Disk.Bay.0:Enclosure.Internal.0-1:RAID.Integrated.1-1
State = Online
```

The following command displays all physical disk drive keys that are connected to the enclosures:

```
racadm storage get pdisks --refkey RAID.Integrated.1-1
Disk.Bay.0:Enclosure.Internal.0-1:RAID.Integrated.1-1
```

The following command is an optimized version and displays all disk objects for the enclosure FQDD:

```
racadm storage get pdisks -o
Disk.Bay.0:Enclosure.Internal.0-1:RAID.Slot.4-1
 Status = Ok
 DeviceDescription = Disk 0 in Backplane 1 of RAID Controller in Slot 4
 RollupStatus = Ok
 Name = Physical Disk 0:1:0
 State = Online
 OperationState = Not Applicable
 PowerStatus = Spun-Up
 Size = 1117.250 GB
 FailurePredicted = NO
 RemainingRatedWriteEndurance = Not Applicable
 SecurityStatus = Not Capable
 BusProtocol = SAS
 MediaType = HDD
 UsedRaidDiskSpace = 200.001 GB
 AvailableRaidDiskSpace = 917.250 GB
 Hotspare = NO
 Manufacturer = SEAGATE
 ProductId = ST1200MM0099
 Revision = ST31
 SerialNumber = WFK1BNX3
 PartNumber = CN0G2G54SGW0087A01RHA00
 NegotiatedSpeed = 12.0 Gb/s
 ManufacturedDay = 5
 ManufacturedWeek = 28
 ManufacturedYear = 2018
 ForeignKeyIdentifier = null
 SasAddress = 0x5000C500B8ED7081
 FormFactor = 2.5 Inch
 RaidNominalMediumRotationRate = 10000
 T10PICapability = Not Capable
 BlockSizeInBytes = 512
 MaxCapableSpeed = 12 Gb/s
 RaidType = None
 SystemEraseCapability = SecureErasePD
 SelfEncryptingDriveCapability = Not Capable
 EncryptionCapability = Not Capable
 CryptographicEraseCapability = Capable
```

The following command is an optimized and filtered version:

```
racadm storage get pdisks --refkey Enclosure.Internal.0-1:RAID.Integrated.1-1 -o -p State
Disk.Bay.0:Enclosure.Internal.0-1:RAID.Integrated.1-1
State = Online
```

- To generate and view information about the inventory of fans that are connected to the enclosure.

The following command displays all the fan keys that are connected to the enclosures:

```
racadm storage get fans --refkey <enclosure FQDDs separated
by comma>
```

The following command displays all the fan objects for the enclosure FQDD:

```
racadm storage get fans --refkey <enclosure FQDDs separated
by comma > -o
```

```
racadm storage get fans --refkey <enclosure FQDDs separated
by comma> -o -p <property names separated by comma>
```

- To generate and view information about the inventory of EMMs connected to the enclosure.

The following command returns all the EMM keys that are connected to the enclosures:

```
racadm storage get emms -refkey <enclosure FQDDs separated
by comma enclosure FQDDs separated
by comma>
```

The following command is an optimized version and displays all the EMM objects for the enclosure FQDD:

```
racadm storage get emms --refkey <enclosure FQDDs separated by comma> -o
```

The following command is an optimized and filtered version:

```
racadm storage get emms --refkey <enclosure FQDDs separated by comma > -o -p <property names separated by comma>
```

- To generate and view information about the inventory of PSU connected to the enclosure.

The following command displays all the PSUs connected to the enclosures:

```
racadm storage get psus --refkey <enclosure FQDDs separated by comma>
```

The following command is an optimized version and displays all the PSUs objects for the enclosure FQDD:

```
racadm storage get psus --refkey <enclosure FQDDs separated by comma > -o
```

The following command is an optimized and filtered version:

```
racadm storage get psus --refkey <enclosure FQDDs separated by comma> -o -p <property names separated by comma>
```

- To get the list of enclosures and properties of the PCIeSSD enclosure.

- The following command provides the list of enclosures:

```
racadm storage get enclosures
Enclosure.Internal.0-1:RAID.Integrated.1-1\
Enclosure.Internal.0-1:PCIeExtender.Slot.3
```

- The following command provides the properties of the specified PCIeSSD enclosure:

```
racadm storage get enclosures:Enclosure.Internal.0-1:PCIeExtender.Slot.3
Enclosure.Internal.0-1:PCIeExtender.Slot.3
RollupStatus = Ok
DeviceDescription = Enclosure.Internal.0-1:PCIeExtender.Slot.3
Name = PCIe SSD BP 1
SlotCount = 4
FirmwareVersion = 0.80
PcieSSDBusId = 182
PcieSSDDeviceId = 0
PcieSSDFunctionId = 0
```

- To get the list of physical disks and properties of the specified PCIeSSD physical disk.

The following command provides the list of physical disks:

```
racadm storage get pdisks
Disk.Bay.0:Enclosure.Internal.0-1:RAID.Integrated.1-1
Disk.Bay.1:Enclosure.Internal.0-1:RAID.Integrated.1-1
Disk.Bay.2:Enclosure.Internal.0-1:RAID.Integrated.1-1
Disk.Bay.3:Enclosure.Internal.0-1:RAID.Integrated.1-1
Disk.Bay.4:Enclosure.Internal.0-1:RAID.Integrated.1-1
Disk.Bay.5:Enclosure.Internal.0-1:RAID.Integrated.1-1
Disk.Bay.8:Enclosure.Internal.0-1:PCIeExtender.Slot.3
Disk.Bay.6:Enclosure.Internal.0-1:PCIeExtender.Slot.3
Disk.Bay.7:Enclosure.Internal.0-1:PCIeExtender.Slot.3
Disk.Bay.9:Enclosure.Internal.0-1:PCIeExtender.Slot.3
```

The following command provides the properties of the specified PCIeSSD physical disk:

```
racadm storage get pdisks:Disk.Bay.8:Enclosure.Internal.0-1:PCIeExtender.Slot.3
Disk.Bay.8:Enclosure.Internal.0-1:PCIeExtender.Slot.3
Status = Ok
DeviceDescription = PCIe Solid-State Drive in Slot 8 in Bay 1
Name = Physical Device 8
```

```

State = Ready
Size = 745.21 GB
BusProtocol = PCIe
MediaType = SSD
Model = SAMSUNG MZWEI800HAGM 000D3
ProductId = a820
SerialNumber = S1J1NYAD90019
DeviceProtocol = NVMe1.0
Manufacturer = SAMSUNG
PCIeNegotiatedLinkWidth = x4
PCIeCapableLinkWidth = x4
MaxCapableSpeed = 8 GT/s
NegotiatedSpeed = 8 GT/s
FormFactor = 2.5 Inch
Revision = IPM0ED35SAM SAMSUNG MZWEI800HAGM 000D3
RemainingRatedWriteEndurance = 100 %
FailurePredicted = NO

```

To get the list of controllers and properties of the PCIeSSD controller:

The following command provides the list of controllers:

```

racadm storage get controllers
RAID.Integrated.1-1
PCIeExtender.Slot.3

```

The following command provides the properties of the specified PCIeSSD controller:

```

racadm storage get controllers:PCIeExtender.Slot.3
PCIeExtender.Slot.3
RollupStatus = Ok
DeviceDescription = PCIe Extender in PCIe Slot 3
Status = Ok
Name = PCIeExtender 3 (PCI Slot 3)

```

## Configuration

To view the help details for a configuration command, run the following command:

```

admin1-> racadm storage help createvd
Storage configuration of hardware RAID connected to the system.

Usage:
racadm storage createvd:<Controller FQDD> -r1 {r0|r1|r5|r6|r10|r50|r60}[-wp {wt|wb|wbfb}] [-rp {nra|ra|ara}]
[-ss {1k|2k|4k|8k|16k|32k|64k|128k|256k|512k|1M|2M|4M|8M|16M}]
-pdkey:<comma separated PD FQDD> [-dcp {enabled|disabled|default}]
[-name <VD name>] [-size <VD size>{b|k|m|g|t}] [-T10PIEnable]

Options :
-r1 : Set the RAID Level
r0 : RAID 0 - Striping
r1 : RAID 1 - Mirroring
r5 : RAID 5 - Striping with Parity
r6 : RAID 6 - Striping with Extra Parity
r10 : RAID 10 - Spanned Striping with Mirroring
r50 : RAID 50 - Spanned Striping with Parity
r60 : RAID 60 - Spanned Striping with Extra Parity
-wp {wt | wb | wbfb} : Set the write policy to Write Through or Write Back or Write
Back Force
-rp {nra|ra|ara} : Set the read policy to No Read Ahead, Read Ahead, Adaptive Read
Ahead
-ss : Specify the stripe size to use
-pdkey:<PD FQDD list> : The PDs to use in the VD.
-dcp : Set the Disk Cache Policy in the VD
enabled : Enabled - Allow the disk to use it's cache
disabled : Disabled - Disallow the disk from using it's cache
default : Default - Use the default cache policy.
SAS Drives - Use Disabled by Default
SATA Drives - Use Enabled by Default
-name <VD name> : The name to give the VD
-size <VD size> : The size of the VD

```

```

b : Specify the size in bytes
k : Specify the size in kilobytes
m : Specify the size in megabytes
g : Specify the size in gigabytes
t : Specify the size in terabytes
-sc : Spandepth: Number of spans in a virtual disk

```

**Note:**

- This option is mandatory for hybrid raid level like RAID 10, RAID50 and RAID60.
- The default value is one for basic RAID levels.
- If RAID10 Uneven Span is Supported then for RAID10:
  - -sc option will be optional.
  - Will allow only 0 value for this option.
- T10PIEnable : To create a VD with PI

-----  
**Description :**  
 Create a VD.  
 -----

**Examples :**

```

racadm storage createvd:RAID.Integrated.1-1 -rl r0 -
pdkey:Disk.Bay.0:Enclosure.Internal.0-0:RAID.Integrated.1-1

```

- To create, delete, and secure the virtual disks.

- The following command creates a virtual disk:

```

racadm storage createvd:RAID.Integrated.1-1 -rl r0 -
pdkey:Disk.Bay.0:Enclosure.Internal.0-0:RAID.Integrated.1-1

```

- The following command starts an initialization operation on a specified virtual disk:

```

racadm storage init:Disk.Virtual.0:RAID.Integrated.1-1 -speed fast

```

- The following command deletes the specified virtual disk:

```

racadm storage deletevd:Disk.Virtual.0:RAID.Integrated.1-1

```

- The following command encrypts the specified virtual disk:

```

racadm storage encryptvd:Disk.Virtual.0:RAID.Integrated.1-1

```

**NOTE: Virtual disk must be created with SED:**

- The following command assigns Local Key Management (LKM) security key for controller:

```

racadm storage createsecuritykey:RAID.Integrated.1-1 -key <Key id> -xxx <passphrase>

```

- The following command modifies Local Key Management (LKM) security key for controller:

```

racadm storage modifysecuritykey:RAID.Integrated.1-1 -key <Key id> -oldpasswd
<oldpassphrase> -newpasswd <newpassphrase>

```

- The following command deletes Local Key Management (LKM) security key for controller:

```

racadm storage deletesecuritykey:RAID.Integrated.1-1

```

- To convert the physical disk drive and assign hot spare.

- The following command converts the specified nonstorage physical disk drive to a storage capable physical disk drive:

```

racadm storage converttoraid:Disk.Bay.0:Enclosure.Internal.0-0:RAID.Integrated.1-1

```

- The following command converts the specified physical disk drive to a nonstorage physical disk drive:

```

racadm storage converttononraid:Disk.Bay.0:Enclosure.Internal.0-0:RAID.Integrated.1-1

```



- The following command assigns or unassigns a global or dedicated Hot spare:

```
racadm storage hotspare:Disk.Bay.0:Enclosure.Internal.0-0:RAID.Integrated.1-1 -assign no
```

```
racadm storage hotspare:Disk.Bay.0:Enclosure.Internal.0-0:RAID.Integrated.1-1 -assign yes -type ghs
```

```
racadm storage hotspare:Disk.Bay.0:Enclosure.Internal.0-0:RAID.Integrated.1-1 -assign yes -type dhs -vdkey:Disk.Virtual.0:RAID.Integrated.1-1
```

- The following command converts the specified nonstorage physical disk to a storage capable physical disk with windows meta data

```
racadm storage converttoraid:Disk.Bay.0:Enclosure.Internal.0-0:RAID.Integrated.1-1 -mdtype windows
```

- To reset, clear, and import the storage configuration to the controller.

- The following command imports the current foreign configuration from the controller:

```
racadm storage importconfig:RAID.Integrated.1-1
```

- The following command deletes all virtual disks and unassigns hot spare from the associated controller:

```
racadm storage resetconfig:RAID.Integrated.1-1
```

- The following command clears the current foreign configuration from the controller:

```
racadm storage clearconfig:RAID.Integrated.1-1
```

 **NOTE: After a `resetconfig` or `clearconfig` operation, the data cannot be reversed.**

- To blink or unblink the PCIeSSD device.

- The following command blinks the specified PCIeSSD device:

```
racadm storage blink:Disk.Bay.8:Enclosure.Internal.0-1:PCIeExtender.Slot.3
STOR095 : Storage operation is successfully completed.
```

- The following command unblinks the specified PCIeSSD device:

```
racadm storage unblink:Disk.Bay.8:Enclosure.Internal.0-1:PCIeExtender.Slot.3
STOR095 : Storage operation is successfully completed.
```

- To prepare the specified PCIeSSD device for removal, run the following command:

```
racadm storage preparetoremove: Disk.Bay.8:Enclosure.Internal.0-1:PCIeExtender.Slot.3
STOR089 : Successfully accepted the storage configuration operation.
To apply the configuration operation, create a configuration job with --realtime option.
To create the required commit jobs, run the jobqueue command.
For more information about the jobqueue command, enter the RACADM command "racadm help
jobqueue"
```

- To perform a cryptographic erase operation on the specified PCIeSSD device, run the following command:

```
racadm storage secureerase: Disk.Bay.8:Enclosure.Internal.0-1:PCIeExtender.Slot.3
RAC1040 : Successfully accepted the storage configuration operation.
To apply the configuration operation, create a configuration job, and then restart the
server.
To create the required commit and reboot jobs, run the jobqueue command.
For more information about the jobqueue command, enter the RACADM command "racadm help
jobqueue"
```

- To perform a cryptographic erase operation on SED (self-encrypting drive) device, run the following command:

```
racadm storage cryptographicerase:<SED FQDD>
```

- To set Secure Enterprise Key Manager(SEKM) encryption mode:

```
racadm storage setencryptionmode:RAID.Integrated.1-1 -mode SEKM
```

- To request iDRAC to rekey only a specific storage controller

```
racadm storage rekey:RAID.Integrated.1-1
```

## SupportAssist

**Table 98. Details of SupportAssist**

| Description | Allows you to perform SupportAssist operations such as:                                                                                                                                                                                                                                                                                                                                                                                                                                                                                                                                                                                                                                                                                                                                                                                                                                                                                                                                                                                                                                                                                                                                                                                                                                                                                                                                                                                                                                                                                    |
|-------------|--------------------------------------------------------------------------------------------------------------------------------------------------------------------------------------------------------------------------------------------------------------------------------------------------------------------------------------------------------------------------------------------------------------------------------------------------------------------------------------------------------------------------------------------------------------------------------------------------------------------------------------------------------------------------------------------------------------------------------------------------------------------------------------------------------------------------------------------------------------------------------------------------------------------------------------------------------------------------------------------------------------------------------------------------------------------------------------------------------------------------------------------------------------------------------------------------------------------------------------------------------------------------------------------------------------------------------------------------------------------------------------------------------------------------------------------------------------------------------------------------------------------------------------------|
|             | <ul style="list-style-type: none"> <li>• <code>collect</code> : Collects the SupportAssist data and exports to local share, or remote share, or Dell site depending on the parameters given in the command. You can specify the type of the logs to be in the collect command. To run this command, user must accept the End User License Agreement (EULA).</li> <li>• <code>register</code> : Allows registration of SupportAssist to enable related features.</li> <li>• <code>exportlastcollection</code> : Exports the last collected SupportAssist data to the share which is mentioned in the command or to the default share. Default share can be configured using the SupportAssist attributes.</li> <li>• <code>accepteula</code> : Accepts the End User License Agreement (EULA).</li> <li>• <code>geteulastatus</code>: Provides the status of the End User License Agreement (EULA).</li> <li>• <code>uploadlastcollection</code> : Upload last collection to Dell SupportAssist server.</li> <li>• <code>exposeisminstallertohostos</code>: Exposes iSM installer to host OS, so that user can install the iSM from host side.</li> <li>• <code>autocollectscheduler</code>: Provides options to create view, and clear the time-based automatic collections. User must perform registration for this feature.</li> </ul> <p><b>NOTE:</b> All the commands except <code>accepteula</code>, <code>geteulastatus</code> , and <code>autocollectscheduler</code> will create job ID to track the progress of the operation.</p> |

### Synopsis

- To perform SupportAssist operation by specifying the type of the operation.

```
racadm supportassist <support assist command type>
```

- To collect the data and store it in the iDRAC.

```
racadm supportassist collect -t <logtype>
```

- To collect the data and export to network share

```
racadm supportassist collect -t <logtype> -l <CIFS/NFS/TFTP/FTP/HTTP/HTTPS share> -u <username> -p <password>
```

- To collect the data and upload to Dell SupportAssist server.

```
racadm supportassist collect -t <logtype> -upload
```

- To collect the data and export to local share. This is only allowed from remote and local RACADM.

```
racadm supportassist collect -t <logtype> -f <filename>
```

- To collect the data and export to remote share and to Dell SupportAssist server.

```
racadm supportassist collect -t <logtype> -l <CIFS or NFS share location> -u <username> -p <password> --upload
```

- To Export the last collected SupportAssist data to a remote share.

```
racadm supportassist exportlastcollection -l <<CIFS/NFS/TFTP/FTP/HTTP/HTTPS share> -u myuser -p mypass
```

- To export the last collected SupportAssist data to the default network share.

```
racadm supportassist exportlastcollection
```

- To accept End User License Agreement (EULA)

```
racadm supportassist accepteula
```

- To check End User License Agreement (EULA) status

```
racadm supportassist geteulastatus
```

- To register iDRAC for SupportAssist features

```
racadm supportassist register -pfname <primary first name> -plname
<primary last name> -pmnumber <primary number>
-panumber <primary alternate number> -pmailid <primary email id> -sfname
<secondary first name> -slname <secondary last name> -smnumber
<secondary number> -sanumber <secondary alternate number> -smailid
<secondary email id> -company <company name> -street1 <street1 name>
-street2 <street2 name> -city <city name> -state <state name> -country
<country name> -zip <zip or postal code>
```

- To upload last collection to Dell SupportAssist server.

```
racadm supportassist uploadlastcollection
```

- To expose iSM installer to host operating system.

```
racadm supportassist exposeisminstallertohostos
```

- To schedule auto collection of SupportAssist data weekly.

```
racadm supportassist autocollectscheduler create -time <time> -dow
<DayOfWeek> -rp <repeat>
```

- To schedule auto collection of SupportAssist data monthly.

```
racadm supportassist autocollectscheduler create -time <time> -dom
<DayOfMonth> -rp <repeat>
```

```
racadm supportassist autocollectscheduler create -time <time> -wom
<WeekOfMonth> -dow <DayOfWeek> -rp <repeat>
```

- To schedule auto collection of SupportAssist data quarterly.

```
racadm supportassist autocollectscheduler create -time <time> -wom
<WeekOfMonth> -dow <DayOfWeek> -rp <repeat>
```

- To view the auto collection data

```
racadm supportassist autocollectscheduler view
```

- To clear the auto collection data

```
racadm supportassist autocollectscheduler clear
```

## Input

- -t—Specifies the types of logs to be included in the export data.
  - -sysinfo—System information
  - -osAppAll—OS and Application data
  - -ttylog—Storage log information
  - -Debug—iDRAC debug logs
- -l—Specifies the network share location.
- -u—Specifies the user name of the remote share.
- -p—Specifies the password of the remote share.
- -f—Specifies the target filename of the exported data.
  - ① **NOTE: The filename must have .zip as the extension.**
- -pfname—Specifies the primary user's first name for the registration.
- -plname—Specifies the primary user's last name for the registration.
- -pmnumber—Specifies the primary user's number.
- -panumber—Specifies the primary user's alternative number.

- `-pmailid`—Specifies the primary user's email address.
- `-sfname`—Specifies the secondary user's first name.
- `-slname`—Specifies the secondary user's last name.
- `-smnumber`—Specifies the secondary user's number.
- `-sanumber`—Specifies the secondary user's alternate number.
- `-smailid`—Specifies the secondary user's email address.
- `-company`—Specifies the company name.
- `-street1`—Specifies the street address of the company.
- `-street2`—Specifies the secondary street address of the company.
- `-city`—Specifies the name of the city.
- `-state`—Specifies the name of the state.
- `-country`—Specifies the name of the country.
- `-zip`—Specifies the zip or postal code.
- `-time`—Specifies the time to schedule a SupportAssist collection in HH:MM 12-hour format.
- `-dom`—Specifies the day of the month to schedule a SupportAssist collection. Valid values are 1-28, L(Last day) or '\*' (default - any day). If `-dom` option is included in the command, then `-wom` and `-dow` options should not be included.
- `-wom`—Specifies the week of the month to schedule a SupportAssist collection. Valid values are 1-4, L(Last week) or '\*' (default - any week). If `-wom` option is included in the command, then only `-dow` option should be included. `-dom` should not be included.
- `-dow` — Specifies the day of the week to schedule a SupportAssist collection. Valid values sunday, monday,...saturday '\*' (default - any day).
- `-rp` — Specifies the repeat parameter weekly, or monthly, or quarterly. Weekly is allowed only with `dow` parameter. Monthly/quarterly is allowed either with `dom` or `dow` and `wom` together.

### Example

- To collect the system information data.

```
racadm supportassist collect
```

- To collect the filtered data.

```
racadm supportassist collect --filter
```

- To collect the data and export to an FTP share.

```
racadm supportassist collect -t Debug -l ftp://192.168.10.24/share -u myuser -p mypass
```

- To collect the data and export to a TFTP share.

```
racadm supportassist collect -t Debug -l tftp://192.168.10.24/share
```

- To collect the data and export to an CIFS share.

```
racadm supportassist collect -t sysinfo -l //192.168.10.24/share -u myuser -p mypass
```

- To collect the data and export to a HTTP share.

```
racadm supportassist collect -t TTYLog -l http://192.168.10.24/share -u myuser -p mypass
```

- To collect the data and export to an HTTPS share.

```
racadm supportassist collect -t Debug -l https://192.168.10.24/share -u myuser -p mypass
```

- To export the last collected SupportAssist data to an FTP share

```
racadm supportassist exportlastcollection -l ftp://192.168.10.24/share -u myuser -p mypass
```

- To collect the data and export to an NFS network share:

```
racadm supportassist collect -l 10.94.161.103:/supportassist_share
```

- To collect the data and upload to the Dell SupportAssist server.

```
racadm supportassist collect --upload
```

- To collect the data and export to a local share. This is allowed only from a remote or a local RACADM.

```
racadm supportassist collect -f tsr.zip
```

- To collect the data and export to a remote share and to the Dell SupportAssist server.

```
racadm supportassist collect -t Debug -l //192.168.10.24/share -u myuser -p mypass --upload
```

- To export the last collected SupportAssist data to a CIFS share

```
racadm supportassist exportlastcollection -l //192.168.10.24/share -u myuser -p mypass
```

- To export the collected SupportAssist data to the default network share.

```
racadm supportassist exportlastcollection
```

- To accept the End User License Agreement (EULA).

```
racadm supportassist accepteula
```

- To check the End User License Agreement (EULA) status.

```
racadm supportassist geteulastatus
```

- To register the iDRAC for SupportAssist features.

```
racadm supportassist register -pfname abc -plname xyz -pmnumber 1234567890 -panumber 1234567899 -pmailid abc_xyz@Dell.com -sfname abc -slname xyz -smnumber 1234567890 -sanumber 7777799999 -smailid abc_xyz@dell.com -company dell -street1 xyztechpark -street2 -city bangalore -state karnataka -country india -zip 123456
```

- To upload the last collection to the Dell SupportAssist server.

```
racadm supportassist uploadlastcollection
```

- To expose the iSM installer to the host operating system for the iSM installation.

```
racadm supportassist exposeisminstallertohostos
```

- To schedule auto collection of SupportAssist data weekly.

```
racadm supportassist autocollectscheduler create -time 4:05am -dow sunday -rp weekly
```

- To schedule auto collection of the SupportAssist data monthly.

```
racadm supportassist autocollectscheduler create -time 7:55pm -dom 20 -rp monthly
```

- To schedule auto collection of the SupportAssist data quarterly.

```
racadm supportassist autocollectscheduler create -time 7:55am -wom 2 -dow monday -rp quarterly
```

- To view the auto collection schedule.


```
racadm supportassist autocollectscheduler view
```

- To clear the auto collection schedule.

```
racadm supportassist autocollectscheduler clear
```

# swinventory

Table 99. Details of swinventory

|                    |                                                                                                                                                                                                                                                                                                                                                                                                                                                                                                                                                                                                                                                                                                                                                                                                                                                                                                                                                                                                                                                                                                                                                                                                                                                                                                                                                                                                                                                                                                                                                                                                                                                                                                 |
|--------------------|-------------------------------------------------------------------------------------------------------------------------------------------------------------------------------------------------------------------------------------------------------------------------------------------------------------------------------------------------------------------------------------------------------------------------------------------------------------------------------------------------------------------------------------------------------------------------------------------------------------------------------------------------------------------------------------------------------------------------------------------------------------------------------------------------------------------------------------------------------------------------------------------------------------------------------------------------------------------------------------------------------------------------------------------------------------------------------------------------------------------------------------------------------------------------------------------------------------------------------------------------------------------------------------------------------------------------------------------------------------------------------------------------------------------------------------------------------------------------------------------------------------------------------------------------------------------------------------------------------------------------------------------------------------------------------------------------|
| <b>Description</b> | Displays the list of software objects and associated properties that are installed on a server.<br> <b>NOTE: Lifecycle Controller and CSIOR should not be enabled to run this subcommand.</b>                                                                                                                                                                                                                                                                                                                                                                                                                                                                                                                                                                                                                                                                                                                                                                                                                                                                                                                                                                                                                                                                                                                                                                                                                                                                                                                                                                                                                  |
| <b>Synopsis</b>    | <pre>racadm swinventory</pre>                                                                                                                                                                                                                                                                                                                                                                                                                                                                                                                                                                                                                                                                                                                                                                                                                                                                                                                                                                                                                                                                                                                                                                                                                                                                                                                                                                                                                                                                                                                                                                                                                                                                   |
| <b>Input</b>       | <pre>racadm swinventory</pre>                                                                                                                                                                                                                                                                                                                                                                                                                                                                                                                                                                                                                                                                                                                                                                                                                                                                                                                                                                                                                                                                                                                                                                                                                                                                                                                                                                                                                                                                                                                                                                                                                                                                   |
| <b>Output</b>      | <pre>racadm swinventory  -----SOFTWARE INVENTORY----- ComponentType = FIRMWARE ElementName = Integrated Dell Remote Access Controller FQDD = iDRAC.Embedded.1-1 InstallationDate = NA Rollback Version = 3.30.30.30 HashValue = NA -----  ComponentType = FIRMWARE ElementName = Integrated Dell Remote Access Controller FQDD = iDRAC.Embedded.1-1 InstallationDate = 2019-01-07T03:20:46Z Current Version = 3.30.30.30 HashValue = NA -----  ComponentType = FIRMWARE ElementName = Broadcom Gigabit Ethernet BCM5720 - 00:0A:F7:E8:4A:C6 FQDD = NIC.Integrated.1-3-1 InstallationDate = NA Available Version = 20.8.4 HashValue = e8abf74757e0d0e01ff5f483af68b3ae62c6908ea0f7443f685b01c7baa9a81b -----  ComponentType = FIRMWARE ElementName = Broadcom Gigabit Ethernet BCM5720 - 00:0A:F7:E8:4A:C6 FQDD = NIC.Integrated.1-3-1 InstallationDate = 2018-08-25T14:22:29Z Current Version = 20.8.4 HashValue = e8abf74757e0d0e01ff5f483af68b3ae62c6908ea0f7443f685b01c7baa9a81b -----  ComponentType = FIRMWARE ElementName = Broadcom Gigabit Ethernet BCM5720 - 00:0A:F7:E8:4A:C7 FQDD = NIC.Integrated.1-4-1 InstallationDate = NA Available Version = 20.8.4 HashValue = e8abf74757e0d0e01ff5f483af68b3ae62c6908ea0f7443f685b01c7baa9a81b -----  ComponentType = FIRMWARE ElementName = Broadcom Gigabit Ethernet BCM5720 - 00:0A:F7:E8:4A:C7 FQDD = NIC.Integrated.1-4-1 InstallationDate = 2018-08-25T14:22:31Z Current Version = 20.8.4 HashValue = e8abf74757e0d0e01ff5f483af68b3ae62c6908ea0f7443f685b01c7baa9a81b -----  ComponentType = FIRMWARE ElementName = Broadcom Adv. Dual 10GBASE-T Ethernet - 00:0A:F7:E8:4A:C8 FQDD = NIC.Integrated.1-1-1 InstallationDate = NA</pre> |

```

Available Version = 20.08.04.03
HashValue = f4d291569d9b81ccbf3f9b07e3abf5e6ac0d886ca88a9ada770c882114c0e820

ComponentType = FIRMWARE
ElementName = Broadcom Adv. Dual 10GBASE-T Ethernet - 00:0A:F7:E8:4A:C8
FQDD = NIC.Integrated.1-1-1
InstallationDate = 2018-08-25T14:27:34Z
Current Version = 20.08.04.03
HashValue = f4d291569d9b81ccbf3f9b07e3abf5e6ac0d886ca88a9ada770c882114c0e820

ComponentType = FIRMWARE
ElementName = Broadcom Adv. Dual 10GBASE-T Ethernet - 00:0A:F7:E8:4A:C9
FQDD = NIC.Integrated.1-2-1
InstallationDate = NA
Available Version = 20.08.04.03
HashValue = f4d291569d9b81ccbf3f9b07e3abf5e6ac0d886ca88a9ada770c882114c0e820

```

**NOTE:** Configuration changes and firmware updates that are made within the operating system may not reflect properly in the inventory until you perform a server restart.

## switchconnection

Table 100. Details of switchconnection

|                    |                                                                                                                                                                                                                                                                                                                                                                                                                                                                                                                                                                                                                            |
|--------------------|----------------------------------------------------------------------------------------------------------------------------------------------------------------------------------------------------------------------------------------------------------------------------------------------------------------------------------------------------------------------------------------------------------------------------------------------------------------------------------------------------------------------------------------------------------------------------------------------------------------------------|
| <b>Description</b> | Provides the switch port details of iDRAC and server network ports. Refresh switch port details of all ports in the server. To run this command, you must have the <code>Login</code> privilege.                                                                                                                                                                                                                                                                                                                                                                                                                           |
| <b>Synopsis</b>    | <ul style="list-style-type: none"> <li>· <code>racadm switchconnection view</code></li> <li>· <code>racadm switchconnection view [iDRAC FQDD   NIC FQDD]</code></li> <li>· <code>racadm switchconnection refresh</code></li> </ul>                                                                                                                                                                                                                                                                                                                                                                                         |
| <b>Input</b>       | <ul style="list-style-type: none"> <li>· <code>&lt;iDRAC FQDD   NIC FQDD&gt;</code> — is the fully qualified device descriptor of iDRAC or NIC.</li> </ul>                                                                                                                                                                                                                                                                                                                                                                                                                                                                 |
| <b>Examples</b>    | <ul style="list-style-type: none"> <li>· To provide switch port details of all iDRAC and server network port <ul style="list-style-type: none"> <li><code>racadm switchconnection view</code></li> </ul> </li> <li>· To provide switch port details of requested FQDD NIC.Integrated.1-1-1:BRM <ul style="list-style-type: none"> <li><code>racadm switchconnection view</code></li> <li><code>NIC.Integrated.1-1-1:BRM</code></li> </ul> </li> <li>· To refresh switch port details of all ports in the server <ul style="list-style-type: none"> <li><code>racadm switchconnection refresh</code></li> </ul> </li> </ul> |

## systemconfig

Table 101. Details of systemconfig

|                    |                                                                                                                                                                                                                                                                       |
|--------------------|-----------------------------------------------------------------------------------------------------------------------------------------------------------------------------------------------------------------------------------------------------------------------|
| <b>Description</b> | <p>Enables you to perform the following:</p> <ul style="list-style-type: none"> <li>· Backup and restore for iDRAC and entire system configuration.</li> <li>· Automatic scheduling of backup operation.</li> <li>· View the auto backup feature settings.</li> </ul> |
|--------------------|-----------------------------------------------------------------------------------------------------------------------------------------------------------------------------------------------------------------------------------------------------------------------|

- Clear the auto backup feature settings.

**NOTE:**

- **To run this subcommand, you require the Server Profile Export and Import license.**
- **Backup operation is licensed (Enterprise) but restore operation is not licensed.**
- **If the Lifecycle Controller is disabled, starting a restore operation is unsuccessful.**
- **You can reset iDRAC even when a server-profile backup or restore operation is in progress.**
- **If CSIOR is disabled, the system inventory can have old data during the backup operation. An appropriate warning message is displayed.**
- **The autobackupscheduler can be enabled or disabled.**
- **The minimum Lifecycle Controller version 1.3 is required.**

## Synopsis

```
racadm systemconfig backup -f <filename> <target> [-n passphrase] [-l <location> -u <user name> -p <password>] [--vFlash]
```

```
racadm systemconfig restore -f <filename> <target> [-n passphrase] [--nopreserve] [-l <location> -u <user name> -p <password>] [--vFlash]
```

- To create an AutoBackup Schedule.

```
racadm systemconfig backup [-f <filename>] <target> [-n <passphrase>] [-l <location> -u <user name> -p <password>] [--vFlash] -time <time> [-dom <DayOfMonth>] [-wom <WeekOfMonth>] [-dow <DayofWeek>] -rp <repeat> -mb <MaxBackup>
```

- To view an AutoBackup Schedule.

```
racadm systemconfig getbackupscheduler
```

- To delete an AutoBackup Schedule.

```
racadm systemconfig clearbackupscheduler
```

**NOTE: After the parameters are cleared, the AutoBackupScheduler is disabled. To schedule the backup again, enable the AutoBackupScheduler.**

This command does not support setting the proxy parameters if the share location (-l) is HTTP/HTTPS. For more information, see [Proxy parameter](#) section.

## Input

- -n—Specifies a pass phrase that is used to encrypt or decrypt the configuration data. The pass phrase must have 8–32 characters, and one upper and lower case character.

**NOTE: This pass phrase is optional.**

- -l—Specifies the network share location, can be either CIFS, NFS, HTTP, or HTTPS.
- -f—Specifies the image location and the file name.

**NOTE: If the file is in a subfolder within the share location, then specify the network share location in the -l option and specify the subfolder location and the filename in the -f option.**

- -u—Specifies the user name for the remote share access.
- -p—Specifies the password for the remote share access.
- --vFlash—Selects vFlash SD as target location for back-up.
- --nopreserve—Deletes all the virtual disks and configurations.
- -time: Specifies the time to schedule an autobackup in HH:MM format. This parameter must be specified.
- -dom: Specifies the day of month to schedule an autobackup. Valid values are 1–28, L(Last day) or '\*1' (default—any day).
- -wom: Specifies the week of month to schedule an autobackup. Valid values are 1–4, L(Last week) or '\*1' (default—any week).
- -dow: Specifies the day of week to schedule an autobackup. Valid values are sun, mon, tue, which is wed, thu, fri, sat, or '\*1' (default—any day).

**NOTE: The -dom, -wom, or -dow option must be in the command for the autoupdate schedule. The \* value for the options must be included within ' ' (single quotation mark).**



- If the `-dom` option is specified, and then the `-wom` and `-dow` options are not required.
  - If the `-wom` option is specified, then the `-dow` is required and `-dom` is not required.
  - If the `-dom` option is non-`'*'`, then the schedule repeats by month.
  - If the `-wom` option is non-`'*'`, then the schedule repeats by month.
  - If the `-dom` and `-wom` options are `'*'` and the `-dow` option is non-`'*'`, then the schedule repeats by week.
  - If all the three `-dom`, `-wom` and `-dow` options are `'*'`, then the schedule repeats by day.
- `-rp`: Specifies the repeat parameter. This parameter must be specified.
    - If the `-dom` option is specified, then the valid values for `-rp` are 1–12.
    - If the `-wom` option is specified, then the valid values for `-rp` are 1–52.
    - If the `-dow` option is specified, then the valid values for `-rp` are 1–366.
  - `-mb`: Specifies the maximum backup parameter. For `--vFlash` maximum backup is 1.

**NOTE:**

- Avoid using the `-l`, `-u`, and `-p` options with `--vFlash` option.
- If a backup file is created in a subfolder within the CIFS shared folder, then the subfolder name must be mentioned in the filename option.

**Output**

Job ID is displayed when the backup or restore operation is successful.

**Example**

- Back up system to CIFS share and encrypt the data.

```
racadm systemconfig backup -f image.img -l //192.168.0/share -u admin -p xxx -n Encryptp@sswd123
```

- Back up system to NFS share and encrypt the data.

```
racadm systemconfig backup -f image.img -l 192.168.0 :/share -u admin -p xxx -n Encryptp@sswd123
```

- Back up system to vFlash SD.

```
racadm systemconfig backup --vFlash
```

- Restore system from vFlash SD and clear the VD configurations.

```
racadm systemconfig restore -vFlash --nopreserve
```

- Restore system from NFS share without clearing the VD configurations.

```
racadm systemconfig restore -f image.img -l 192.168.0:/share -u admin -p xxx
```

- Restore system from HTTP share without clearing the VD configurations.

```
racadm systemconfig restore -f image.img -l http://test.com/share -u httpuser -p httpswd
```

- Restore system from HTTPS share without clearing the VD configurations.

```
racadm systemconfig restore -f image.img -l https://test.com/share -u httpsuser -p httpspswd
```

- Create a backup file in a subfolder within the CIFS shared folder.

```
racadm systemconfig backup -f rts/Backup.img -l //192.168.0/CIFSshare -u username -p xxx
```

- To enable or disable AutoBackupScheduler.

```
racadm set lifecyclecontroller.lcattributes.autobackup 1
racadm set lifecyclecontroller.lcattributes.autobackup 0
```

- AutoBackup system to CIFS share and encrypt the data.

```
racadm systemconfig backup -f image.img -l //192.168.0/share -u admin -p xxx -n encryptpasswd123 -time 14:30 -dom 1 -rp 6 -mb 10
```

- AutoBackup system to NFS share and encrypt the data.

```
racadm systemconfig backup -f image.img -l 192.168.0:/share -u admin -p xxx -n encryptpasswd123 -time 14:30 -dom 1 -rp 6 -mb 20
```

- AutoBackup system to vFlash SD.

```
racadm systemconfig backup --vFlash -time 10:30 -wom 1 -dow mon -rp 6 -mb 1
```

- AutoBackup system to HTTP and encrypt the data.

```
racadm systemconfig backup -f image.img -l http://test.com -u admin -p passwd -n Encryptp@sswd123 -time 14:30 -dom 1 -rp 6 -mb 20
```

- AutoBackup system to HTTPS and encrypt the data.

```
racadm systemconfig backup -f image.img -l https://test.com -u admin -p passwd -n Encryptp@sswd123-time 14:30 -dom 1 -rp 6 -mb 20
```

## systemerase

Table 102. systemerase

**Description** Allows you to erase the components to remove the server from use.

**Synopsis**

- To erase a specific component.

```
racadm systemerase <component>
```

- To erase multiple components.

```
racadm systemerase <component>,<component>,<component>
```

**Input**

- <component>—the valid types of components are:

- bios—To reset the BIOS to default.
- diag—To erase embedded diagnostics.
- drvpack—To erase embedded OS driver pack.
- idrac—To reset the iDRAC to default.
- lcdata—To erase Lifecycle Controller data.
- allapps—To reset all apps.
- secureerasepd—To erase the physical disk. This supports SED, NVMe drives, and PCIe cards
- overwritepd—To overwrite physical disk. This supports SAS and SATA drives.
- percnvcache—To erase NV cache.
- vflash—To erase vFlash.
- nvdimmm—To erase all NonVolatileMemory.

**NOTE:** When BIOS is selected for System Erase, the server is turned off and the iDRAC is reset at the end of the Automated Task Application. To complete the process of BIOS reset, the server power must be restored. When the server is turned on, during POST, the BIOS completes the process of resetting to the default properties. At the completion of the reset process, the server is again turned off. Resetting the BIOS also includes the erasing of BIOS-related nonvolatile settings that are used by the OS and embedded in the UEFI applications.

**NOTE:** When the racadm systemerase command is executed, the iDRAC will take the following actions if the:

- Server is powered off—it is powered on.

- **Server is powered on—a graceful system reboot will be executed.**
- **ACPI is enabled on the server— a graceful shutdown occurs within a minute or two.**
- **ACPI is not enabled—a forced shutdown occurs and it may require up to ten minutes to complete.**

**Following the server reboot, the Lifecycle Controller will execute the System Erase job to carry out the requested actions. All actions performed by the System Erase operations are recorded to the Lifecycle Log, including details of all devices erased. When these actions are completed, the server will be powered off and remain in this state, allowing service personnel to perform any needed posterase actions such as drive removal or hardware reconfiguration. When the server is powered on to return to service, the Lifecycle Controller will collect the system inventory and reflect any hardware or firmware changes made after the System Erase.**

## Examples

- `racadm systemerase bios`
- `racadm systemerase diag`
- `racadm systemerase drvpack`
- `racadm systemerase idrac`
- `racadm systemerase lcdata`
- `racadm systemerase bios,diag,drvpack`
- `racadm systemerase bios,idrac,lcddata`
- `racadm systemerase allapps`
- `racadm systemerase secureerasepd`
- `racadm systemerase overwritepd`
- `racadm systemerase percnvcache`
- `racadm systemerase vflash`
- `racadm systemerase secureerasepd,vflash,percnvcache`
- `racadm systemerase nvdimm`

# systemperfstatistics

**Table 103. Details of systemperfstatistics**

**Description** Allows you to view and manage the system performance monitoring operations.

### Synopsis

- To view the FQDD's of system performance monitoring sensors

```
racadm systemperfstatistics view
```

- To list the usage statistics of a specific sensor

```
racadm systemperfstatistics <sensor_FQDD>
```

- To reset the utilization peaks of system performance monitoring sensors

```
racadm systemperfstatistics PeakReset <FQDD>
```

- To run the peakreset operation you must have configure iDRAC privilege.

## Examples:

- To view the FQDD's of system performance monitoring sensors

```
racadm systemperfstatistics view
[key = iDRAC.Embedded.1#SystemBoardCPUUsageStat]
[key = iDRAC.Embedded.1#SystemBoardIOUsageStat]
[key = iDRAC.Embedded.1#SystemBoardMEMUsageStat]
[key = iDRAC.Embedded.1#SystemBoardSYSUsageStat]
```

- To list the usage statistics of a specific sensor

```
racadm systemperfstatistics iDRAC.Embedded.1#SystemBoardCPUUsageStat

Minimum Readings
Last Hour = 0% [At Mon, 05 May 2017 17:13:04]
Last Day = 0% [At Mon, 05 May 2017 15:59:53]
Last Week = 0% [At Mon, 05 May 2017 15:59:53]

Maximum Readings
Last Hour = 0% [At Thu, 01 Jan 1970 00:00:00]
Last Day = 0% [At Thu, 01 Jan 1970 00:00:00]
Last Week = 0% [At Thu, 01 Jan 1970 00:00:00]

Average Readings
Last Hour = 0%
Last Day = 0%
Last Week = 0%

Peak Readings
Last Week 0% [At Mon, 05 May 2017 15:58:35]
```

- To reset the peak utilization of a specific sensor

```
racadm systemperfstatistics PeakReset iDRAC.Embedded.1#SystemBoardCPUUsageStat
RAC1163: The peak utilization value of Out-Of-Band performance monitoring sensor CPU Usage
is successfully reset.
```

# techsupreport

**Table 104. Details of techsupreport subcommand**

## Description

Allows you to perform the technical support report operations.

Tech Support Report (TSR) is now known as SupportAssist Collections and the new term is used in all documentation and GUI. To maintain compatibility across server generations, the RACADM command has been retained as techsupreport.

The types of operations are:

- `collect`—Collects the technical support report data to export. You can specify the various types of logs to be in the report.  
This operation generates a Job ID. Use this Job ID to check the status of the collect operation. To run this operation, you must have the Server Control Commands permission.
- `export`—Exports the collected Tech Support Report data. To run this subcommand, you must have the Execute Server Control Commands permission.
- `getupdateetime`—Gets the timestamp of the last operating system application data collection.
- `updateosapp`—Updates the operating system application data collection. To run this subcommand, you must have the Execute Server Control Commands permission.

## Synopsis

- To perform the technical support report operation by specifying the type of operation.

```
racadm techsupreport <tech support report command type>
```

- To collect the report data.

```
racadm techsupreport collect [-t <type of logs>]
```

- To export the collected report data.

```
racadm techsupreport export -l <CIFS,NFS,TFTP,FTP> -u <username> -p <password>
```

- To get the timestamp of the last operating system application data collection.

```
racadm techsupreport getupdatetime
```

- To update the operating system application data collection.

```
racadm techsupreport updateosapp -t <type of OS App logs>
```

- To export the collected report data to local share.

```
racadm techsupreport export -f <filename>
```

## Input

- **-t**—type of logs. You can specify any of the following values that are separated by a ',' (comma)
  - SysInfo—System Information
  - OSAppNoPII—Filtered OS and Application data
  - OSAppAll—OS and Application data
  - TTYLog—TTYLog data

### NOTE:

- **For updating the operating system application data collection, enter the value OSAppNoPII or OSAppAll to the -t option.**
- **If no value is specified and system information data is collected.**
- **To perform the OSLog collection, ensure that ISM is installed and running.**
- **TTYLog includes PCIeSSD data.**

- **-l**—network share location to export the report
- **-u**—user name for the remote share to export the report
- **-p**—password for the remote share to export the report
- **-f**—target filename for the exported log.

### NOTE: The filename must have .zip as the extension.

## Examples

- To collect the system information data.

```
racadm techsupreport collect -t <type of logs>
```

- To collect the system information and TTYLog data.

```
racadm techsupreport collect -t SysInfo,TTYLog
```

- To collect the operating system application data.

```
racadm techsupreport collect -t OSAppAll
```

- To export the collected Tech Support Report, to an FTP share

```
racadm techsupreport export -l ftp://192.168.0/share -u myuser -p xxx
```

- To export the collected Tech Support Report, to a TFTP share

```
racadm techsupreport export -l tftp://192.168.0/share
```

- To export the collected Tech Support Report, to a CIFS share.

```
racadm techsupreport export -l //192.168.0/share -u myuser -p xxx
```

- To export the collected Tech Support Report, to an NFS share.

```
racadm techsupreport export -l 192.168.0:/share
```

- To export the collected Tech Support Report to the local file system.

```
racadm techsupreport export -f tsr_report.zip
```

## testemail

Table 105. Details of testemail

|                    |                                                                                                                                                                                                                                                                                                                                                                                                                                                                                                                                                                                                                                                                                                                                                                                                                                                                                                                                    |
|--------------------|------------------------------------------------------------------------------------------------------------------------------------------------------------------------------------------------------------------------------------------------------------------------------------------------------------------------------------------------------------------------------------------------------------------------------------------------------------------------------------------------------------------------------------------------------------------------------------------------------------------------------------------------------------------------------------------------------------------------------------------------------------------------------------------------------------------------------------------------------------------------------------------------------------------------------------|
| <b>Description</b> | <p>Sends a test email from iDRAC to a specified destination. Prior to running the test email command, make sure that the SMTP server is configured.</p> <p>The specified index in the <b>idrac.EmailAlert</b> group must be enabled and configured properly. For more information, see <i>iDRAC RACADM CLI Guide</i> available at <a href="http://www.dell.com/idracmanuals">www.dell.com/idracmanuals</a>.</p>                                                                                                                                                                                                                                                                                                                                                                                                                                                                                                                    |
| <b>Synopsis</b>    | <code>racadm testemail -i &lt;index&gt;</code>                                                                                                                                                                                                                                                                                                                                                                                                                                                                                                                                                                                                                                                                                                                                                                                                                                                                                     |
| <b>Input</b>       | <code>-i &lt;index&gt;</code> — Specifies the index of the email alert to test.                                                                                                                                                                                                                                                                                                                                                                                                                                                                                                                                                                                                                                                                                                                                                                                                                                                    |
| <b>Output</b>      | Success: Test e-mail sent successfully<br>Failure: Unable to send test e-mail                                                                                                                                                                                                                                                                                                                                                                                                                                                                                                                                                                                                                                                                                                                                                                                                                                                      |
| <b>Example</b>     | <p>Commands for the <b>idrac.EmailAlert</b> group:</p> <ul style="list-style-type: none"> <li>• Enable the alert.</li> </ul> <pre>racadm set idrac.EmailAlert.1.Enable 1</pre> <ul style="list-style-type: none"> <li>• Set the destination email address.</li> </ul> <pre>racadm set idrac.EmailAlert.1.Address user1@mycompany.com</pre> <ul style="list-style-type: none"> <li>• Set the custom message that is sent to the destination email address.</li> </ul> <pre>racadm set idrac.emailalert.1.CustomMsg "This is a test!"</pre> <ul style="list-style-type: none"> <li>• Make sure that the SMTP IP address is configured properly.</li> </ul> <pre>racadm set idrac.remotehosts.SMTPServerIPAddress 192.168.0</pre> <ul style="list-style-type: none"> <li>• View the current email alert settings.</li> </ul> <pre>racadm get idrac.EmailAlert.&lt;index&gt;</pre> <p>where &lt;index&gt; is a number from 1 to 8.</p> |

## testtrap

Table 106. Details of testtrap

|                    |                                                                                                                                                                                                                                                                                                                                   |
|--------------------|-----------------------------------------------------------------------------------------------------------------------------------------------------------------------------------------------------------------------------------------------------------------------------------------------------------------------------------|
| <b>Description</b> | <p>Tests the RAC's SNMP trap alerting feature by sending a test trap from iDRAC to a specified destination trap listener on the network.</p> <p>To run this subcommand, you must have the <b>Test Alert</b> permission.</p>                                                                                                       |
|                    | <p><b>NOTE:</b></p> <ul style="list-style-type: none"> <li>• <b>Before you run the testtrap subcommand, make sure that the specified index in the RACADM iDRAC.SNMPAlert group is configured properly.</b></li> <li>• <b>The indices of testtrap subcommand is co-related to the indices of iDRAC.SNMPAlert group.</b></li> </ul> |

## Synopsis

```
racadm testtrap -i <index>
```

## Input

-i <index> — Specifies the index of the trap configuration that must be used for the test. Valid values are from 1 to 4.

## Example

- Enable the alert.

```
racadm set idrac.emailalert.1.CustomMsg 1
racadm set iDRAC.SNMPAlert.1.Enable 1
```

- Set the destination email IP address.

```
racadm set iDRAC.SNMPAlert.1.Destination
192.168.0
```

- View the current test trap settings.

```
racadm get iDRAC.SNMPAlert.<index>
```

where <index> is a number from 1 to 8

# testalert

Table 107. Details of testalert

## Description

Tests FQDN supported SNMP trap notifications.

To run this subcommand, you must have the Test Alert User Access.

## Synopsis

```
racadm testalert -i <index>
```

## Input

-i — Specifies the index of the trap test. *index* must be an integer from 1 to 8 on iDRAC.

## Output

```
Success: Test trap sent successfully
```

```
Failure: Unable to send test trap
```

## Example

- Test a trap with index as 1.

```
racadm testalert -i 1
```

```
Test trap sent successfully.
```

- Test a trap that has not been configured yet.

```
racadm testalert -i 2
```

```
ERROR: Trap at specified index is not currently enabled.
```

# traceroute

Table 108. Details of traceroute

## Description

Traces network path of the routers as the packets traverse from the system to a destination IPv4 address.

To run this subcommand, you must have the Execute Diagnostic Commands permission.

## Synopsis

```
racadm traceroute <IPv4 address>
```

## Input

IPv4 — Specifies IPv4 address.

## Output

```
traceroute to 192.168.0.1 (192.168.0.1), 30 hops max, 40 byte packets
```

```
1 192.168.0.1 (192.168.0.1) 0.801 ms 0.246 ms 0.253 ms
```

# traceroute6

Table 109. Details of traceroute6

## Description

Traces the network path of routers as the packets traverse from the system to a destination IPv6 address. To run this subcommand, you must have the Execute Diagnostic Commands permission.

## Synopsis

```
racadm traceroute6 <IPv6address>
```

## Input

<IPv6address> – Specifies IPv6 address.

## Output

```
traceroute to fd01::1 (fd01::1) from fd01::3,
30 hops max, 16 byte packets
```

```
1 fd01::1 (fd01::1) 14.324 ms 0.26 ms 0.244 ms
```

# update

Table 110. Details of update subcommand

## Description

Allows you to update the firmware of devices on the server. The supported firmware image file types are:

- .exe — Windows-based Dell Update Package (DUP)
- .d9
- .pm
- .sc

The supported catalog files are:

- .xml
- xml.zip

**NOTE:** Updating the platforms from the repository is not supported for IPv6.

**NOTE:** The firmware update through FTP has a limitation of file name up to 64 characters.

**NOTE:** Depending on the network traffic, the HTTP packet transfer may fail if you perform update operation from a remote RACADM through a local share. In such cases, retry the operation. If the issue persists, use remote RACADM with the CIFS or NFS share.

**NOTE:** The supported share types for single file or DUP updates are CIFS, NFS, HTTP, and HTTPS. For Repository updates, the supported share types are CIFS, NFS, FTP, TFTP, and HTTP.



## Synopsis

For single file or DUP update:

```
racadm update -f <updatefile>
```

```
racadm update -f <updatefile> -l <location> -u <username for CIFS share> -p
<password for CIFS share>
```

```
racadm update -f <updatefile> -l <location>
```

For Repository updates

```
racadm update -f <catalog file> -t <Repository type> -l <location> \ -u
<username for CIFS share> -p <password for CIFS share> \ [-a <restart>] [--
verifycatalog]
```

```
racadm update -f <catalog file> -t <Repository type> \ -e <FTP server with
the path to the catalog file> [-a <restart>] \ [--verifycatalog]
```

```
racadm update -f <catalog file> -t <Repository type> \ -e <FTP server with
the path to the catalog file> [-a <restart>] \ -ph <proxy ip> -pu <proxy
user> -pp <proxy pass> -po <proxy port> \
-pt <proxy type>
```

```
racadm update viewreport
```

## Input

For single file or DUP update:

- **-f:** <updatefile>—Update filename (Windows DUP, .d9,.pm, .sc) only.
- **-u:** < username for CIFS share>—Specifies username of the remote share that stores the update file. Specify username in a domain as domain/username.
- **-p:** <password for CIFS share>—Specifies password of the remote share that stores the update file.
- **-l:** <location>—Specifies network share location that stores the update file. For more information on NFS or CIFS share, see section on Usage examples
- **-reboot**—Performs a graceful system reboot after the firmware update.

For Repository update:

- **-f:** <updatefile>—Update filename .

For update from repository .xml files are allowed. If a file name is not specified for repository update, Catalog.xml is taken as default.

If a file name is not specified for repository update, then the Catalog.xml is taken as default.

- **-u:** < username for CIFS share>—Username of the remote share that stores the update file. Specify username in a domain as domain/username.
- **-p:** <password for CIFS share> — Specifies password of the remote share that stores the update file.
- **-l:** <location>—Specifies network share location (CIFS/NFS/HTTP/HTTPS/FTP), that stores the update file. For more information on network share, see section on Usage examples
- **-a:** <restart> — This option indicates if the server should be restarted after the update from repository operation completes. Must be one of the below:
  - **TRUE** : restart after update completes
  - **FALSE** : do not restart after update completes

 **NOTE: These options are case insensitive.**

- **-t:**Repository type>—Specifies the type of repository being used for the update.

Must be one of the below:

- **FTP:** Repository is FTP
- **TFTP:** Repository is TFTP

- HTTP: Repository is HTTP
- HTTPS: Repository is HTTPS
- CIFS: Repository is CIFS
- NFS: Repository is NFS

**NOTE:** These options are case insensitive. If the repository update functionality is to be invoked, this option is necessary.

- `-e:<FTP server with the path to the catalog file>`—Specifies the Server path for the FTP, TFTP, HTTP, and HTTPS.
- `-ph : <proxy ip>`—Specifies the IP address of the proxy server.
- `-pu : <proxy user>`—Specifies the user name for proxy credentials.
- `-pp : <proxy pass>`—Specifies the password for proxy credentials.
- `-po : <proxy port>`—Specifies the port for proxy server.
- `-pt : <proxy type>`—Specifies the proxy type.

Must be one of the below:

- HTTP: Proxy is HTTP
- SOCKS4: Proxy is SOCKS4

**NOTE:**

- **If the repository has to be through a proxy, the proxy server address, proxy username and the proxy password are necessary. The Lifecycle Controller must be enabled for repository update.**
- **This command supports both IPV4 and IPV6 formats. IPV6 is applicable only for CIFS and NFS remote share.**

## Output

Firmware update job for `<filename>` is initiated.

This firmware update job may take several minutes to complete depending on the component or firmware being updated. To view the progress of the job, run the `racadm jobqueue view` command.

For repository update command, the output is:

```
Update from repository operation has been initiated. Check the progress of
the operation using "racadm jobqueue view -i JID_809364633532" command.
```

For devices that perform update process without rebooting the host, the update status changes from Downloading to Completed. For devices that require host reboot to perform update process, the update status changes from Downloading to Scheduled. When the status is displayed as Scheduled, reboot the host to start the update process.

The following devices require host reboot to perform the update process:

- Backplanes
- BIOS
- Complex programmable logic device (CPLD)
- Hard disk drives
  - Solid-state drives (SSD)
- Network interface cards (NIC) or Fibre Channel (FC) cards
- PCIe SSD devices
- Power supply unit (PSU)
- Storage controllers

## Example

For single file or DUP updates:

- Upload the update file from a remote FTP share

```
racadm update -f <updatefile> -u admin -p mypass -l ftp://1.2.3.4/share
```

- Upload the update file from a remote FTP share and to perform a graceful system reboot after update:

```
racadm update -f <updatefile> -u admin -p mypass -l ftp://1.2.3.4/share --reboot
```

- Upload the update file from a remote CIFS share:

```
racadm update -f <updatefile> -u admin -p mypass -l //1.2.3.4/share
```

- Upload the update file from a remote CIFS share and under a user domain "dom":

```
racadm update -f <updatefile> -u dom/admin -p mypass -l //1.2.3.4/share
```

- Upload the update file from a remote NFS share:

```
racadm update -f <updatefile> -l 1.2.3.4:/share
```

- Upload the update file from a remote HTTP share:

```
racadm update -f <updatefile> -u admin -p mypass -l http://1.2.3.4/share
```

- Upload the update file from a remote HTTPS share:

```
racadm update -f <updatefile> -u admin -p mypass -l https://1.2.3.4/share
```

- Upload the update file from the local file system using Local RACADM.

```
racadm update -f <updatefile>
```

- Upload the Update file from a remote CIFS share and to perform a graceful system reboot after update:

```
racadm update -f <updatefile> -u admin -p mypass -l //1.2.3.4/share --reboot
```

- Upload the Update file from a remote NFS share and to perform a graceful system reboot after update:

```
racadm update -f <updatefile> -l 1.2.3.4:/share --reboot
```

- Upload the update file from a remote HTTP share and to perform a graceful system reboot after update:

```
racadm update -f <updatefile> -u admin -p mypass -l http://1.2.3.4/share --reboot
```

- Upload the Update file from the local file system using local racadm and to perform a graceful system reboot after update:

```
racadm update -f <updatefile> --reboot
```

For Repository updates:

- Perform update from an FTP repository and to apply the updates, reboot the server:

```
racadm update -f Catalog.xml -l //192.168.11.10/Repo -u test -p passwd -a TRUE -t CIFS
```

- Generate a comparison report using about the available updates in the repository:

```
racadm update -f Catalog.xml -l 192.168.11.10:/Repo -t NFS -a FALSE --verifycatalog
```

- Perform update from an FTP repository and reboot the server to apply the updates:

```
racadm update -f Catalog.xml -e 192.168.11.10/Repo/MyCatalog -a TRUE -t FTP
```

- Perform update from an FTP repository with authentication and reboot the server to apply the updates

```
racadm update -f Catalog.xml -e 192.168.11.10/Repo/MyCatalog -u user -p mypass -a TRUE -t FTP
```

- Perform update from a HTTP repository and restart the server to apply the updates.

```
racadm update -f Catalog.xml -e 192.168.11.10/Repo/MyCatalog -a TRUE -t HTTP
```

- Perform update from a TFTP repository and restart the server to apply the updates.

```
racadm update -f Catalog.xml -e 192.168.11.10/Repo/MyCatalog -a TRUE -t TFTP
```

- Perform update from an FTP repository through a proxy server.

```
racadm update -f Catalog.xml -e 192.168.11.10/Repo/MyCatalog -a TRUE -ph 145.140.12.56 -pu prxyuser -pp prxypass -po 80 -pt http -t FTP
```

- Perform update from an [downloads.dell.com](http://downloads.dell.com)

```
racadm update -f Catalog.xml.gz -e ftp.dell.com/Catalog -a TRUE -t FTP
```

- View the comparison report generated when --verifycatalog is used.

```
racadm update viewreport
```

## usercontentupload

Table 111. Details of `usercontentupload`

|                    |                                                                                                                                                                                                                                                                                                                                                                                                                                                                                                                                                        |
|--------------------|--------------------------------------------------------------------------------------------------------------------------------------------------------------------------------------------------------------------------------------------------------------------------------------------------------------------------------------------------------------------------------------------------------------------------------------------------------------------------------------------------------------------------------------------------------|
| <b>Description</b> | Uploads a user certificate or a user CA certificate from the client to iDRAC.<br>To run this subcommand, you must have the Configure iDRAC permission.                                                                                                                                                                                                                                                                                                                                                                                                 |
| <b>Synopsis</b>    | <pre>racadm usercertupload -t &lt;type&gt; [-f &lt;filename&gt;] -i &lt;index&gt;</pre>                                                                                                                                                                                                                                                                                                                                                                                                                                                                |
| <b>Input</b>       | <ul style="list-style-type: none"> <li>• <code>-t</code> — Specifies the type of certificate to upload, either the CA certificate or server certificate. <ul style="list-style-type: none"> <li>• 1=user certificate</li> <li>• 2=user CA certificate</li> </ul> </li> <li>• <code>-f</code> — Specifies the filename of the certificate that must be uploaded. If the file is not specified, the <code>sslcert</code> file in the current directory is selected.</li> <li>• <code>-i</code> — Index number of the user. Valid values 2–16.</li> </ul> |
| <b>Output</b>      | If upload is successful, the message <code>User certificate successfully uploaded to the RAC</code> . If unsuccessful, appropriate error message is displayed.                                                                                                                                                                                                                                                                                                                                                                                         |
| <b>Example</b>     | To upload user certificate for user 6.<br><pre>racadm usercertupload -t 1 -f c:\cert\cert.txt -i 6</pre>                                                                                                                                                                                                                                                                                                                                                                                                                                               |

## usercontentview

Table 112. Details of `usercontentview`

|                    |                                                                                                                                                                                                                                                                                                                                                     |
|--------------------|-----------------------------------------------------------------------------------------------------------------------------------------------------------------------------------------------------------------------------------------------------------------------------------------------------------------------------------------------------|
| <b>Description</b> | Displays the user certificate or user CA certificate that exists on iDRAC.                                                                                                                                                                                                                                                                          |
| <b>Synopsis</b>    | <pre>racadm usercertview -t &lt;type&gt; [-A] -i &lt;index&gt;</pre>                                                                                                                                                                                                                                                                                |
| <b>Input</b>       | <ul style="list-style-type: none"> <li>• <code>-t</code> — Specifies the type of certificate to view, either the user certificate or the user CA certificate. <ul style="list-style-type: none"> <li>• 1=user certificate</li> <li>• 2=user CA certificate</li> </ul> </li> <li>• <code>-A</code> — Prevents printing headers or labels.</li> </ul> |

- `-i` — Index number of the user. Valid values are 2–16.

### Example

To view user certificate for user 6.

```
racadm usercertview -t 1 -i 6
```

```
Serial Number : 01
Subject Information:
Country Code (CC) : US
State (S) : Texas
Locality (L) : Round Rock
Organization (O) : Dell Inc.
Common Name (CN) : iDRAC default certificate

Issuer Information:
Country Code (CC) : US
State (S) : Texas
Locality (L) : Round Rock
Organization (O) : Dell Inc.
Organizational Unit (OU) : Remote Access Group
Common Name (CN) : iDRAC default certificate

Valid From : May 7 23:54:19 2017 GMT
Valid To : May 4 23:54:19 2027 GMT
```

## vflashsd

**Table 113. Details of vflashsd**

**Description** Allows you to initialize or get the status of the vFlash SD card. The initialize operation removes all the existing partitions and resets the card.

The status operation displays the status of the last operation performed on the card.

To run this subcommand, you must have the Access Virtual Media privilege.

**NOTE:** After you restart the iDRAC, the status of the previous initialize operation is erased.

### Synopsis

- `racadm vflashsd initialize`
- `racadm vflashsd status`

### Input

- `Initialize`— performs initialize operation on SD card.
- `Status` — indicates to view the progress or status report of the initialize operation.

### Output

If initialization is in progress, the message `Initialization of the vFlash SD Card is now in progress` is displayed. If unsuccessful, appropriate error message is displayed.

If the status of the last operation performed is successful, the message `LastAction Progress Status=====Initialize SD Card 100 % Complete` is displayed. If unsuccessful, appropriate error message is displayed.

## vflashpartition

**Table 114. Details of vflashpartition subcommand**

**Description** Manages the partitions on the vFlash SD card.

**NOTE:**

- **To run this subcommand, you must have the iDRAC Enterprise license.**
- **After iDRAC restart, the status of the previous operation performed on the partition(s) is erased.**

## Synopsis

```
racadm vflashpartition <create | delete | status | list> -i<index> -o<label> -e<emulation type> -s<size> -f<format type> -t<partition type> -l<path> -u<user> -p<password> -a
```

## Input

- `-o` — Label that is displayed when the partition is mounted on the operating system. This option must be a string of up to six alphanumeric characters. VFLASH is the only accepted volume label for non-Dell SD card.
- `-e` — Emulation type must be either floppy, cddvd, or hdd.
  - `floppy` — emulates a floppy disk
  - `cddvd` — emulates a CD or DVD
  - `hdd` — emulates a hard disk
- `-s` — Partition size in MB.
- `-f` — Format type for the partition based on the type of the file system. Valid options are `raw`, `ext2`, `ext3`, `fat16`, and `fat32`.
- `-t` — Create a partition of the following type:
  - `empty` — Creates an empty partition
  - `image` — Creates a partition using an image relative to iDRAC.

**NOTE:** Creating an empty partition with emulation type as floppy with ext2 format type by using the Telnet session might result in a state where the partition creation status is shown as zero. If this happens then it is recommended to remove the SD card and format it in order to reuse.

Creation of a partition may be unsuccessful if:

- The network share is not reachable.
- The user name or password provided is not correct.
- The file provided does not exist.
- The memory available on the SD card is lesser than size of the image file.
- `-l` — Specifies the remote path relative to iDRAC.
- `-u` — User name for accessing the remote image.
- `-p` — Password for accessing the remote image.
- `-a` — Display the status of operations on all the existing partitions.
- `list` — Lists the existing partitions and its properties.

## Example

- Create a 20MB empty partition.

```
racadm vflashpartition create -i 1 -o Drive1 -e hdd -t empty -f fat16 -s 20
```

- Create a partition from a remote image.

```
racadm vflashpartition create -i 1 -o Drive1 -e cddvd -t image -l //ipaddress/sharefolder/isoimage.iso -u username -p xxx
```

A new partition is created. By default, the created partition is read-only. This command is case-sensitive for the image filename extension. If the filename extension is in uppercase, for example FOO.ISO instead of FOO.iso, then the command returns a syntax error.

**NOTE:**

- **This feature is not supported in Local RACADM.**
- **Creating vFlash partition from an image file on the CFS or NFS IPv6 enabled network share is not supported.**

- Delete a partition.

```
racadm vflashpartition delete -i 1
```

- Status of operation on partition 1.

```
racadm vflashpartition status -i 1
```

- Status of all the existing partitions.

```
racadm vflashpartition status -a
```

- List all the existing partitions and its properties.

```
racadm vflashpartition list
```

## vmdisconnect

**Table 115. Details of vmdisconnect**

### Description

Allows you to end another Virtual Media session. After the session ends, the web-based interface reflects the correct connection status.

Enables an iDRAC user to disconnect all active Virtual Media sessions. The active Virtual Media sessions are displayed on iDRAC web-based interface or by running the RACADM subcommands `remoteimage` or `getssninfo`.

To run this subcommand, you must have the Access Virtual Media permission.

### Synopsis

```
racadm vmdisconnect
```

# iDRAC Property Database Group and Object Descriptions

The iDRAC property database contains the configuration information for iDRAC. Associated object is organizing data, and object group is organizing object. The IDs for the groups and objects that the property database supports are listed in this section for iDRAC Enterprise on Blade Servers and iDRAC Enterprise or Express on Rack and Tower Servers.

To configure iDRAC, use the group and object IDs with the RACADM subcommands.

**NOTE:** You can configure a setting that does not have a hash symbol (#) as the prefix in its output name. To modify a configurable object, use the `-o` option.

**NOTE:** Racadm sets the value of objects without performing any functional validation on them. For example, RACADM allows you to set the Certificate Validation object to 1 with the Active Directory object set to 0, even though Certificate Validation can happen only if Active Directory is enabled. Similarly, the `cfgADSSOEnable` object can be set to 0 or 1 even if the `cfgADEnable` object is 0, but it takes effect only if Active Directory is enabled.

All string values are limited to displayable ASCII characters, except where otherwise noted.

## Topics:

- [Displayable Characters](#)
- [idRacInfo](#)
- [cfgStaticLanNetworking](#)
- [cfgRemoteHosts](#)
- [cfgUserAdmin](#)
- [cfgEmailAlert](#)
- [cfgSessionManagement](#)
- [cfgSerial](#)
- [cfgOobSnmpp](#)
- [cfgRacTuning](#)
- [ifcRacManagedNodeOs](#)
- [cfgRacVirtual](#)
- [cfgServerInfo](#)
- [cfgActiveDirectory](#)
- [cfgLDAP](#)
- [cfgLdapRoleGroup](#)
- [cfgStandardSchema](#)
- [cfgThermal](#)
- [cfgIpmiSol](#)
- [cfgIpmiLan](#)
- [cfgIpmiPetIpv6](#)
- [cfgIpmiPef](#)
- [cfgIpmiPet](#)
- [cfgUserDomain](#)
- [cfgServerPower](#)
- [cfgServerPowerSupply](#)
- [cfgIPV6LanNetworking](#)
- [cfgIpv6StaticLanNetworking](#)
- [cfgIPV6URL](#)
- [cfgIpmiSerial](#)
- [cfgSmartCard](#)
- [cfgNetTuning](#)



- `cfgSensorRedundancy`
- `cfgVFlashSD`
- `cfgVFlashPartition`
- `cfgLogging`
- `cfgRacSecurity`

## Displayable Characters

Displayable characters include the following set:

abcdefghijklmnopqrstuvwxwz

ABCDEFGHIJKLMNPOQRSTUVWXYZ

0123456789~`!@#%&^\*()\_+--={ } [ ] | \ : " ; ' < > , . ? /

**Table 116. Object groups for iDRAC Enterprise**

| Subcommand                        | iDRAC on Blade Servers |
|-----------------------------------|------------------------|
| <code>cfgServerinfo</code>        | No                     |
| <code>cfgServerPowerSupply</code> | No                     |
| <code>cfgIpmiSerial</code>        | No                     |
| <code>cfgNetTuning</code>         | No                     |
| <code>cfgSensorRedundancy</code>  | No                     |

## idRacInfo

This group contains display parameters to provide information about the specifics of iDRAC being queried. One instance of the group is allowed.

The following sections provide information about the objects in the `idRACInfo` group.

### idRacProductInfo (Read Only)

**Table 117. Details of idRacProductInfo**

|                     |                                                  |
|---------------------|--------------------------------------------------|
| <b>Description</b>  | A text string that identifies the product.       |
| <b>Legal Values</b> | A string of up to 63 ASCII characters.           |
| <b>Default</b>      | iDRAC – Integrated Dell Remote Access Controller |

### idRacDescriptionInfo (Read Only)

**Table 118. Details of idRacDescriptionInfo**

|                     |                                                                                                                 |
|---------------------|-----------------------------------------------------------------------------------------------------------------|
| <b>Description</b>  | A text description of the RAC type.                                                                             |
| <b>Legal Values</b> | A string of up to 255 ASCII characters.                                                                         |
| <b>Default</b>      | This system component provides a complete set of remote management functions for <b>Dell PowerEdge</b> servers. |

## idRacVersionInfo (Read Only)

Table 119. Details of idRacVersionInfo

|                     |                                                        |
|---------------------|--------------------------------------------------------|
| <b>Description</b>  | String containing the current product firmware version |
| <b>Legal Values</b> | A string of up to 63 ASCII characters.                 |
| <b>Default</b>      | The current version number.                            |

## idRacBuildInfo (Read Only)

Table 120. Details of idRacBuildInfo

|                     |                                                           |
|---------------------|-----------------------------------------------------------|
| <b>Description</b>  | String containing the current RAC firmware build version. |
| <b>Legal Values</b> | A string of up to 16 ASCII characters.                    |
| <b>Default</b>      | The current iDRAC firmware build version.                 |

## idRacName (Read Only)

Table 121. Details of idRacName

|                     |                                                   |
|---------------------|---------------------------------------------------|
| <b>Description</b>  | A user-assigned name to identify this controller. |
| <b>Legal Values</b> | A string of up to 15 ASCII characters.            |
| <b>Default</b>      | iDRAC                                             |

## cfgStaticLanNetworking

This group contains parameters to configure the device NIC for IPv4.

 **NOTE:** A few objects in this group may require the device NIC to be reset, that may cause a brief loss in connectivity.

## cfgNicStaticEnable (Read or Write)

Table 122. cfgNicStaticEnable

|                     |                                                                                      |
|---------------------|--------------------------------------------------------------------------------------|
| <b>Description</b>  | Enables or disables the NIC.                                                         |
| <b>Legal Values</b> | <ul style="list-style-type: none"><li>· 0 — Disabled</li><li>· 1 — Enabled</li></ul> |
| <b>Default</b>      | 1 — Enabled                                                                          |

 **NOTE:** If this object is modified, then the object `cfgNicEnable` is also modified.

## cfgNicStaticIPv4Enable (Read or Write)


Table 123. cfgNicStaticIPv4Enable

|                     |                                                                                      |
|---------------------|--------------------------------------------------------------------------------------|
| <b>Description</b>  | Enables or disables the IPv4 stack.                                                  |
| <b>Legal Values</b> | <ul style="list-style-type: none"><li>· 0 — Disabled</li><li>· 1 — Enabled</li></ul> |
| <b>Default</b>      | 1 — Enabled                                                                          |

 **NOTE:** If this object is modified, then the object `cfgNicIPv4Enable` is also modified.

## cfgNicStaticIpAddress (Read or Write)

Table 124. cfgNicStaticIpAddress

|                     |                                                                                                                                                                                                                                 |
|---------------------|---------------------------------------------------------------------------------------------------------------------------------------------------------------------------------------------------------------------------------|
| <b>Description</b>  | Returns or sets the current IPv4 address.<br> <b>NOTE:</b> Only set the current IPv4 address if <code>cfgNicUseDhcp</code> is set to 0(false). |
| <b>Legal Values</b> | Any Valid IPv4 address                                                                                                                                                                                                          |
| <b>Default</b>      | 192.168.0                                                                                                                                                                                                                       |

## cfgNicStaticUseDhcp (Read or Write)


Table 125. cfgNicStaticUseDhcp

|                     |                                                                                                                                                                                                              |
|---------------------|--------------------------------------------------------------------------------------------------------------------------------------------------------------------------------------------------------------|
| <b>Description</b>  | Specifies whether DHCP is used to configure the IPv4 network.                                                                                                                                                |
| <b>Legal Values</b> | <ul style="list-style-type: none"><li>· 0 — IP Address, subnet mask and gateway are configured on the device.</li><li>· 1 — IP Address, subnet mask and gateway are assigned from the DHCP server.</li></ul> |
| <b>Default</b>      | 0 — Do not use DHCP                                                                                                                                                                                          |

 **NOTE:** If this object is modified, then the object `cfgNicUseDhcp` is also modified.

## cfgNicStaticNetmask (Read or Write)

Table 126. cfgNicStaticNetmask

|                     |                                                                                                                                                                                                                                    |
|---------------------|------------------------------------------------------------------------------------------------------------------------------------------------------------------------------------------------------------------------------------|
| <b>Description</b>  | Returns or sets the static IPv4 Netmask.<br> <b>NOTE:</b> Only set the current IPv4 netmask, if <code>cfgNicUseDhcp</code> is set to 0 (false). |
| <b>Legal Values</b> | Any Valid IPv4 Netmask                                                                                                                                                                                                             |
| <b>Default</b>      | 255.255.255.0                                                                                                                                                                                                                      |

## cfgNicStaticGateway (Read or Write)

Table 127. cfgNicStaticGateway

|                     |                                          |
|---------------------|------------------------------------------|
| <b>Description</b>  | Returns or sets the static IPv4 address. |
| <b>Legal Values</b> | Any Valid IPv4 address                   |
| <b>Default</b>      | 192.168.0.120                            |


## cfgDNSStaticServersFromDHCP (Read or Write)

Table 128. cfgDNSStaticServersFromDHCP

|                     |                                                                                                                                            |
|---------------------|--------------------------------------------------------------------------------------------------------------------------------------------|
| <b>Description</b>  | Specifies the DNS server static IP addresses.                                                                                              |
| <b>Legal Values</b> | <ul style="list-style-type: none"><li>· DNS Addresses are configured on the Device</li><li>· DNS Addresses are assigned via DHCP</li></ul> |
| <b>Default</b>      | 0                                                                                                                                          |

## cfgDNSStaticServer1 (Read or Write)

Table 129. cfgDNSStaticServer1

|                     |                                                                                                                                                                                                                                       |
|---------------------|---------------------------------------------------------------------------------------------------------------------------------------------------------------------------------------------------------------------------------------|
| <b>Description</b>  | Specifies the IP address for DNS server 1.<br> <b>NOTE: This property is only valid if <code>cfgDNSServersFromDHCP</code> is set to 0 (FALSE).</b> |
| <b>Legal Values</b> | <ul style="list-style-type: none"><li>· 0 — IP Address, subnet mask and gateway are configured on the device.</li><li>· 1 — IP Address, subnet mask and gateway are assigned from the DHCP server.</li></ul>                          |
| <b>Default</b>      | 0 — Do not use DHCP                                                                                                                                                                                                                   |

 **NOTE: If this object is modified, then the object `cfgNicUseDhcp` is also modified.**

## cfgDNSStaticServer2 (Read or Write)

Table 130. cfgDNSStaticServer2

|                     |                                                   |
|---------------------|---------------------------------------------------|
| <b>Description</b>  | Specifies the static IP address for DNS server 2. |
| <b>Legal Values</b> | A Valid IPv4 Address                              |
| <b>Default</b>      | 0.0.0.0                                           |

## cfgDNSStaticDomainName (Read or Write)

Table 131. cfgDNSStaticDomainName

|                     |                                                                                                                                                          |
|---------------------|----------------------------------------------------------------------------------------------------------------------------------------------------------|
| <b>Description</b>  | The DNS static domain name.                                                                                                                              |
| <b>Legal Values</b> | String of up to 254 ASCII characters. Characters are restricted to alphanumeric, hyphens and periods. At least one of the characters must be alphabetic. |

**NOTE:** Microsoft Active Directory only supports Fully Qualified Domain Names (FQDN) of 64 characters or fewer lengths.

**Default** Null

## cfgDNSStaticDomainNameFromDHCP (Read or Write)

Table 132. `cfgDNSStaticDomainNameFromDHCP`

|                     |                                                                                                                                            |
|---------------------|--------------------------------------------------------------------------------------------------------------------------------------------|
| <b>Description</b>  | Specifies the device DNS static domain name.                                                                                               |
| <b>Legal Values</b> | <ul style="list-style-type: none"><li>· 0 — Do not use DHCP to get the Domain Name</li><li>· 1 — Use DHCP to get the Domain Name</li></ul> |
| <b>Default</b>      | 0 — Disabled                                                                                                                               |

## cfgRemoteHosts

This group provides properties that allow configuration of the SMTP server for email alerts.

Use this object with the `config` or `getconfig` subcommands.

The following sections provide information about the objects in the `cfgRemoteHosts` group.

## cfgRhostsFwUpdateTftpEnable (Read or Write)

Table 133. `cfgRhostsFwUpdateTftpEnable`

|                     |                                                                                |
|---------------------|--------------------------------------------------------------------------------|
| <b>Description</b>  | Enables or disables firmware update from a network TFTP server.                |
|                     | <b>NOTE:</b> This object is read-only for iDRAC Modular servers.               |
| <b>Legal Values</b> | <ul style="list-style-type: none"><li>· 1 (TRUE)</li><li>· 0 (FALSE)</li></ul> |
| <b>Default</b>      | 1                                                                              |

## cfgRhostsFwUpdateIpAddr (Read or Write)

Table 134. Details of `cfgRhostsFwUpdateIpAddr`

|                     |                                                                                                          |
|---------------------|----------------------------------------------------------------------------------------------------------|
| <b>Description</b>  | Specifies the network TFTP server IPv4 or IPv6 address that is used for TFTP firmware update operations. |
| <b>Legal Values</b> | A string representing a valid IPv4 or IPv6 address. For example, 192.168.0.61                            |
| <b>Default</b>      | For IPv4, it is 0.0.0.0                                                                                  |

## cfgRhostsFwUpdatePath (Read or Write)

Table 135. `cfgRhostsFwUpdatePath`

|                    |                                                                                                                                              |
|--------------------|----------------------------------------------------------------------------------------------------------------------------------------------|
| <b>Description</b> | Specifies TFTP path where firmware image file exists on the TFTP server. The TFTP path is relative to the TFTP root path on the TFTP server. |
|                    | <b>NOTE:</b> The server may still require you to specify the drive (for example, C:).                                                        |

|                     |                                                         |
|---------------------|---------------------------------------------------------|
| <b>Legal Values</b> | A string with a maximum length of 255 ASCII characters. |
| <b>Default</b>      | <blank>                                                 |

## cfgRhostsSmtpServerIpAddr (Read or Write)

Table 136. Details of `cfgRhostsSmtpServerIpAddr`

|                     |                                                                                                                                                     |
|---------------------|-----------------------------------------------------------------------------------------------------------------------------------------------------|
| <b>Description</b>  | The IPv4 or IPv6 address of the network SMTP server.<br>The SMTP server transmits email alerts from iDRAC if the alerts are configured and enabled. |
| <b>Legal Values</b> | A string representing a valid SMTP server IPv4 or IPv6 address. For example: 192.168.0.2.                                                           |
| <b>Default</b>      | For IPv4, it is 0.0.0.0                                                                                                                             |

## cfgRhostsSyslogEnable (Read or Write)

Table 137. Details of `cfgRhostsSyslogEnable`

|                     |                                                                                                                     |
|---------------------|---------------------------------------------------------------------------------------------------------------------|
| <b>Description</b>  | To allow the RAC and SEL logs to be written to up to three remote syslog servers Enables or disables remote syslog. |
| <b>Legal Values</b> | <ul style="list-style-type: none"> <li>· 1 (TRUE)</li> <li>· 0 (FALSE)</li> </ul>                                   |
| <b>Default</b>      | 0                                                                                                                   |

## cfgRhostsSyslogPort (Read or Write)

Table 138. Details of `cfgRhostsSyslogPort`

|                     |                                                                                              |
|---------------------|----------------------------------------------------------------------------------------------|
| <b>Description</b>  | Remote syslog port number to use for writing the RAC and SEL logs to a remote syslog server. |
| <b>Legal Values</b> | 10–65535                                                                                     |
| <b>Default</b>      | 514                                                                                          |

## cfgRhostsSyslogServer1 (Read or Write)

Table 139. Details of `cfgRhostsSyslogServer1`

|                     |                                                                                                                                                                                   |
|---------------------|-----------------------------------------------------------------------------------------------------------------------------------------------------------------------------------|
| <b>Description</b>  | To store the RAC and SEL logs specify the first of three possible remote syslog servers. This property is only valid if <code>cfgRhostsSyslogEnable</code> is set to 1 (enabled). |
| <b>Legal Values</b> | String from 0 to 63 characters.                                                                                                                                                   |
| <b>Default</b>      | <blank>                                                                                                                                                                           |

## cfgRhostsSyslogServer2 (Read or Write)

Table 140. Details of `cfgRhostsSyslogServer2`

|                    |                                                                                                                                                                                    |
|--------------------|------------------------------------------------------------------------------------------------------------------------------------------------------------------------------------|
| <b>Description</b> | To store the RAC and SEL logs Specify the second of three possible remote syslog servers. This property is only valid if <code>cfgRhostsSyslogEnable</code> is set to 1 (enabled). |
|--------------------|------------------------------------------------------------------------------------------------------------------------------------------------------------------------------------|

|                     |                                 |
|---------------------|---------------------------------|
| <b>Legal Values</b> | String from 0 to 63 characters. |
| <b>Default</b>      | <blank>                         |

## cfgRhostsSyslogServer3 (Read or Write)

**Table 141. Details of cfgRhostsSyslogServer3**

|                     |                                                                                                                                                                                  |
|---------------------|----------------------------------------------------------------------------------------------------------------------------------------------------------------------------------|
| <b>Description</b>  | To store the RAC and SEL logs specify the third of three possible remote syslog servers. This property is only valid if <code>cfgRhostsSyslogEnable</code> is set to 1(enabled). |
| <b>Legal Values</b> | String from 0 to 63 characters.                                                                                                                                                  |
| <b>Default</b>      | <blank>                                                                                                                                                                          |

## cfgUserAdmin

This group provides configuration information about the users allowed to access iDRAC through the available remote interfaces.

Up to 16 instances of the user group are allowed. Each instance represents the configuration for an individual user.

Use this object with the `config` or `getConfig` subcommands. To use the command as follows: `-i <index group>`, supply an index group number

The following sections provide information about the objects in the `cfgUserAdmin` group.

## cfgUserAdminIndex (Read Only)

**Table 142. Details of cfgUserAdminIndex**

|                     |                                                              |
|---------------------|--------------------------------------------------------------|
| <b>Description</b>  | The unique index of a user.                                  |
| <b>Legal Values</b> | This parameter is populated based on the existing instances. |
| <b>Default</b>      | <index of the instance>                                      |

## cfgUserAdminIpmiLanPrivilege (Read or Write)

**Table 143. Details of cfgUserAdminIpmiLanPrivilege**

|                     |                                                                                                                                         |
|---------------------|-----------------------------------------------------------------------------------------------------------------------------------------|
| <b>Description</b>  | The maximum privilege on the IPMI LAN channel.                                                                                          |
| <b>Legal Values</b> | <ul style="list-style-type: none"> <li>· 2(User)</li> <li>· 3(Operator)</li> <li>· 4(Administrator)</li> <li>· 15(No access)</li> </ul> |
| <b>Default</b>      | <ul style="list-style-type: none"> <li>· 4(User 2)</li> <li>· 15(All others)</li> </ul>                                                 |

## cfgUserAdminIpmiSerialPrivilege (Read or Write)

**Table 144. Details of cfgUserAdminIpmiSerialPrivilege**

|                    |                                                                                                                                                                                |
|--------------------|--------------------------------------------------------------------------------------------------------------------------------------------------------------------------------|
| <b>Description</b> | <p>The maximum privilege on the IPMI LAN channel.</p> <p>This object is applicable only for iDRAC on Rack and Tower Servers and not for iDRAC Enterprise on Blade Servers.</p> |
|--------------------|--------------------------------------------------------------------------------------------------------------------------------------------------------------------------------|

- Legal Values**
- 2 (User)
  - 3 (Operator)
  - 4 (Administrator)
  - 15 (No access)
- Default**
- 4 (User 2)
  - 15 (All others)

## cfgUserAdminPrivilege (Read or Write)

**Table 145. Details of cfgUserAdminPrivilege**

|                     |                                                                                                                                                                                                                                                                                 |
|---------------------|---------------------------------------------------------------------------------------------------------------------------------------------------------------------------------------------------------------------------------------------------------------------------------|
| <b>Description</b>  | This property specifies the role-based authority privileges allowed for the user. The value is represented as a bit mask that allows for any combination of privilege values. The table below describes the user privilege bit values that can be combined to create bit masks. |
| <b>Legal Values</b> | 0x00000000 to 0x000001ff, and 0x0                                                                                                                                                                                                                                               |
| <b>Default</b>      | 0x00000000                                                                                                                                                                                                                                                                      |

### Example

```
racadm getconfig -g cfgUserAdmin -i 1
```

```
cfgUserAdminIndex=1
cfgUserAdminEnable=1
cfgUserAdminUserName=root
cfgUserAdminPassword=***** (Write-Only)
cfgUserAdminPrivilege=0x00000fff
```

**Table 146. Bit masks for user privileges**

| iDRAC Specific User Privilege   | Privilege Bit Mask |
|---------------------------------|--------------------|
| Log in to iDRAC                 | 0x00000001         |
| Configure iDRAC                 | 0x00000002         |
| Configure Users                 | 0x00000004         |
| Clear Logs                      | 0x00000008         |
| Execute Server Control Commands | 0x00000010         |
| Access Virtual Console          | 0x00000020         |
| Access Virtual Media            | 0x00000040         |
| Test Alerts                     | 0x00000080         |
| Execute Debug Commands          | 0x00000100         |

**Table 147. Examples**


| User Privileges | Privilege Bit Mask |
|-----------------|--------------------|
|-----------------|--------------------|



|                                                                                        |                                                   |
|----------------------------------------------------------------------------------------|---------------------------------------------------|
| The user is not allowed to access iDRAC                                                | 0x00000000                                        |
| The user may only log in to iDRAC and view iDRAC and server configuration information. | 0x00000001                                        |
| The user may log in to iDRAC and change configuration.                                 | 0x00000001 + 0x00000002 = 0x00000003              |
| The user may log in to iDRAC, access Virtual Media, and Virtual Console.               | 0x00000001 + 0x00000040 + 0x00000080 = 0x000000C1 |

## cfgUserAdminUserName (Read or Write)

**Table 148. Details of cfgUserAdminUserName**

|                     |                                                                                                                                                                                                                                                                                                                                                                                                                                  |
|---------------------|----------------------------------------------------------------------------------------------------------------------------------------------------------------------------------------------------------------------------------------------------------------------------------------------------------------------------------------------------------------------------------------------------------------------------------|
| <b>Description</b>  | The name of the user for this index. Writing a string of double quotation mark (" ") disables the user. The string cannot contain / (forward slash), \ (backward slash), . (period), @ (at symbol), quotation marks, ; (semicolon), or ' (backward quotation mark).<br><br> <b>NOTE: This property value must be unique among user names.</b> |
| <b>Legal Values</b> | A string of up to 16 ASCII characters.                                                                                                                                                                                                                                                                                                                                                                                           |
| <b>Default</b>      | <ul style="list-style-type: none"> <li>· root (User 2)</li> <li>· &lt;blank&gt; (All others)</li> </ul>                                                                                                                                                                                                                                                                                                                          |


## cfgUserAdminPassword (Write Only)

**Table 149. Details of cfgUserAdminPassword**

|                     |                                                                                                                         |
|---------------------|-------------------------------------------------------------------------------------------------------------------------|
| <b>Description</b>  | The password for this user. User passwords are encrypted and cannot be seen or displayed after the property is written. |
| <b>Legal Values</b> | A string of up to 20 ASCII characters.                                                                                  |
| <b>Default</b>      | *****                                                                                                                   |

## cfgUserAdminEnable (Read or Write)

**Table 150. Details of cfgUserAdminEnable**

|                     |                                                                                                                                                                                                                                          |
|---------------------|------------------------------------------------------------------------------------------------------------------------------------------------------------------------------------------------------------------------------------------|
| <b>Description</b>  | Enables or disables an individual user.<br><br> <b>NOTE: You can enable a user for a given index, only if you set the password for the same user.</b> |
| <b>Legal Values</b> | <ul style="list-style-type: none"> <li>· 1 (TRUE)</li> </ul>                                                                                                                                                                             |

- 0(FALSE)

**Default** 1 (User 2), 0 (All others)

## cfgUserAdminSolEnable (Read or Write)

**Table 151. Details of cfgUserAdminSolEnable**

|                     |                                                                                  |
|---------------------|----------------------------------------------------------------------------------|
| <b>Description</b>  | Enables or disables Serial Over LAN (SOL) user access for the user.              |
| <b>Legal Values</b> | <ul style="list-style-type: none"> <li>· 1 (TRUE)</li> <li>· 0(FALSE)</li> </ul> |
| <b>Default</b>      | 0                                                                                |

## cfgEmailAlert

This group contains parameters to configure iDRAC email alerting capabilities. Up to four instances of this group are allowed.

Use this object with the `config` or `getconfig` subcommands.

The following sections provide information about the objects in the `cfgEmailAlert` group.

## cfgEmailAlertAddress (Read or Write)

**Table 152. Details of cfgEmailAlertAddress**

|                     |                                                                                                         |
|---------------------|---------------------------------------------------------------------------------------------------------|
| <b>Description</b>  | Specifies the destination email address for email alerts, for example, <code>user1@company.com</code> . |
| <b>Legal Values</b> | Email address format, with a maximum length of 64 ASCII characters.                                     |
| <b>Default</b>      | <blank>                                                                                                 |

## cfgEmailAlertEnable (Read or Write)

**Table 153. Details of cfgEmailAlertEnable**

|                     |                                                                                   |
|---------------------|-----------------------------------------------------------------------------------|
| <b>Description</b>  | Enables or disables the alert instance.                                           |
| <b>Legal Values</b> | <ul style="list-style-type: none"> <li>· 1 (TRUE)</li> <li>· 0 (FALSE)</li> </ul> |
| <b>Default</b>      | 0                                                                                 |

## cfgEmailAlertIndex (Read Only)

**Table 154. Details of cfgEmailAlertIndex**

|                     |                                        |
|---------------------|----------------------------------------|
| <b>Description</b>  | The unique index of an alert instance. |
| <b>Legal Values</b> | 1–4                                    |
| <b>Default</b>      | <instance>                             |

## cfgEmailAlertCustomMsg (Read or Write)

Table 155. Details of cfgEmailAlertCustomMsg

|                     |                                                                 |
|---------------------|-----------------------------------------------------------------|
| <b>Description</b>  | Specifies a custom message that forms the subject of the alert. |
| <b>Legal Values</b> | A string of up to 32 characters                                 |
| <b>Default</b>      | <blank>                                                         |

## cfgEmailAlertEmailName (Read Only)

Table 156. Details of cfgEmailAlertEmailName

|                     |                                                                                                                                                                      |
|---------------------|----------------------------------------------------------------------------------------------------------------------------------------------------------------------|
| <b>Description</b>  | Specifies name or other identifier associated with the destination email address. The email name can refer to an individual, group, location, department, and so on. |
| <b>Legal Values</b> | A string of up to 32 characters                                                                                                                                      |
| <b>Default</b>      | <blank>                                                                                                                                                              |

### Example

```
racadm getconfig -g cfgEmailAlert -i 2
```

```
cfgEmailAlertIndex=1
cfgEmailAlertEnable=1
cfgEmailAlertAddress=kfulton@dell.com
cfgEmailAlertName=Kevin Fulton
```

## cfgSessionManagement

This group contains parameters to configure the number of sessions that can connect to iDRAC. One instance of the group is allowed. Displays current settings for and configures the idle timeout properties for web server, Telnet, SSH and RACADM sessions. Changes to idle time out settings take effect at the next login. To disable the idle time out property for a connection, set this property to 0.

The following sections provide information about the objects in the `cfgSessionManagement` group.

## cfgSsnMgtRacadmTimeout (Read or Write)

Table 157. Details of cfgSsnMgtRacadmTimeout

|                     |                                                                                                                                                                                         |
|---------------------|-----------------------------------------------------------------------------------------------------------------------------------------------------------------------------------------|
| <b>Description</b>  | Defines the <code>idle</code> timeout in seconds for the Remote RACADM interface. If a remote RACADM session remains inactive for more than the specified sessions, the session closes. |
| <b>Legal Values</b> | 10–1920                                                                                                                                                                                 |
| <b>Default</b>      | 60                                                                                                                                                                                      |

### Example

```
racadm getconfig -g cfgSessionManagement cfgSsnMgtWebserverTimeout=0
cfgSsnMgtTelnetIdleTimeout=0
cfgSsnMgtSshIdleTimeout=1800
cfgSsnMgtRacadmTimeout=0
```

## cfgSsnMgtConsRedirMaxSessions (Read or Write)

Table 158. Details of `cfgSsnMgtWebserverTimeout`

|                     |                                                                            |
|---------------------|----------------------------------------------------------------------------|
| <b>Description</b>  | Specifies the maximum number of Virtual Console sessions allowed on iDRAC. |
| <b>Legal Values</b> | 1–4                                                                        |
| <b>Default</b>      | 4                                                                          |

## cfgSsnMgtWebserverTimeout (Read or Write)

Table 159. Details of `cfgSsnMgtWebserverTimeout`

|                     |                                                                                                                                                                                                                                                                                                                                                                                                                              |
|---------------------|------------------------------------------------------------------------------------------------------------------------------------------------------------------------------------------------------------------------------------------------------------------------------------------------------------------------------------------------------------------------------------------------------------------------------|
| <b>Description</b>  | <p>Defines the web server time-out. This property sets the amount of time (in seconds) that a connection is allowed to remain idle (there is no user input). The session is canceled if the time limit exceeds this property. Changes to this setting do not affect the current session. Log out and log in again to make the new settings effective.</p> <p>An expired web server session logs out the current session.</p> |
| <b>Legal Values</b> | 60–10800                                                                                                                                                                                                                                                                                                                                                                                                                     |
| <b>Default</b>      | 1800                                                                                                                                                                                                                                                                                                                                                                                                                         |

## cfgSsnMgtSshIdleTimeout (Read or Write)

Table 160. Details of `cfgSsnMgtSshIdleTimeout`

|                     |                                                                                                                                                                                                                                                                                                                                                                                                                                                                                                                                                                                                                                                                                                                                                                                              |
|---------------------|----------------------------------------------------------------------------------------------------------------------------------------------------------------------------------------------------------------------------------------------------------------------------------------------------------------------------------------------------------------------------------------------------------------------------------------------------------------------------------------------------------------------------------------------------------------------------------------------------------------------------------------------------------------------------------------------------------------------------------------------------------------------------------------------|
| <b>Description</b>  | <p>Defines the secure shell idle time-out. This property sets the amount of time (in seconds) that a connection is allowed to remain idle (there is no user input). The session is canceled if the time limit exceeds this property. Changes to this setting do not affect the current session; log out and log in again to make the new settings effective.</p> <p>An expired secure shell session displays the following error message:</p> <ul style="list-style-type: none"><li>• For iDRAC on Rack and Tower Servers: <code>Connection timed out</code></li><li>• For iDRAC Enterprise on Blade Servers: <code>Session timed out. Closing the session.</code></li></ul> <p>After the message is displayed, the system returns to the shell that generated the Secure Shell session.</p> |
| <b>Legal Values</b> | <ul style="list-style-type: none"><li>• 0 —(No timeout)</li><li>• 60–10800</li></ul> <p><b>NOTE:</b> If 0 (no timeout), the network connection does not send alive packets to probe the client. Otherwise, keep alive packets are sent to guarantee that the client is responding.</p>                                                                                                                                                                                                                                                                                                                                                                                                                                                                                                       |
| <b>Default</b>      | <ul style="list-style-type: none"><li>• For iDRAC on Rack and Tower Servers: 300</li><li>• For iDRAC Enterprise on Blade Servers: 1800</li></ul>                                                                                                                                                                                                                                                                                                                                                                                                                                                                                                                                                                                                                                             |

## cfgSsnMgtTelnetIdleTimeout (Read or Write)

Table 161. Details of `cfgSsnMgtTelnetIdleTimeout`

|                    |                                                                                                                                                                                                                                                                                                                                                                                                                                                                                                                                                                   |
|--------------------|-------------------------------------------------------------------------------------------------------------------------------------------------------------------------------------------------------------------------------------------------------------------------------------------------------------------------------------------------------------------------------------------------------------------------------------------------------------------------------------------------------------------------------------------------------------------|
| <b>Description</b> | <p>Defines the Telnet idle timeout. This property sets the amount of time in seconds that a connection is allowed to remain idle (there is no user input). The session is canceled if the time limit exceeds this property. Changes to this setting do not affect the current session (you must log out and log in again to make the new settings effective.)</p> <p>An expired Telnet session displays the following error message:</p> <ul style="list-style-type: none"><li>• For iDRAC on Rack and Tower Servers: <code>Connection timed out</code></li></ul> |
|--------------------|-------------------------------------------------------------------------------------------------------------------------------------------------------------------------------------------------------------------------------------------------------------------------------------------------------------------------------------------------------------------------------------------------------------------------------------------------------------------------------------------------------------------------------------------------------------------|

- For iDRAC Enterprise on Blade Servers: Session timed out. Closing the session.
- After the message is displayed, the system returns you to the shell that generated the Telnet session.

#### Legal Values

- 0 (No timeout)
- 60–10800

**NOTE:** If 0 (no timeout is specified), the network connection does not send alive packets to probe the client. Otherwise, keep alive packets are sent to guarantee that the client is responding.

#### Default

- For iDRAC on Rack and Tower Servers: 300
- For iDRAC Enterprise on Blade Servers: 1800

## cfgSerial

This group contains configuration parameters for the serial configuration. One instance of the group is allowed.

Use this object with the `config` or `getconfig` subcommands.

The following sections provide information about the objects in the `cfgSerial` group.

**NOTE:** The `cfgSerial` object group is applicable for iDRAC Enterprise on Blade Servers for only two properties — `cfgSerialTelnetEnable=1` and `cfgSerialSshEnable=1`.

## cfgSerialBaudRate (Read or Write)

Table 162. Details of `cfgSerialBaudRate`

|                     |                                        |
|---------------------|----------------------------------------|
| <b>Description</b>  | Sets the baud rate on the serial port. |
| <b>Legal Values</b> | 9600, 19200, 57600, 115200             |
| <b>Default</b>      | 57600                                  |

## cfgSerialConsoleEnable (Read or Write)

Table 163. Details of `cfgSerialConsoleEnable`

|                     |                                                                                   |
|---------------------|-----------------------------------------------------------------------------------|
| <b>Description</b>  | Enables or disables the serial console interface.                                 |
| <b>Legal Values</b> | <ul style="list-style-type: none"> <li>· 1 (TRUE)</li> <li>· 0 (FALSE)</li> </ul> |
| <b>Default</b>      | 0                                                                                 |

## cfgSerialConsoleQuitKey (Read or Write)

Table 164. Details of `cfgSerialConsoleQuitKey`

|                     |                                                                                                                                                |
|---------------------|------------------------------------------------------------------------------------------------------------------------------------------------|
| <b>Description</b>  | This key or key combination terminates Virtual Console text for iDRAC when using the <code>console com2</code> command.                        |
| <b>Legal value:</b> | ^ follows any alphabet (a-z, A-Z) ^ follows the listed special characters: [ ] \ ^ _                                                           |
|                     | <b>NOTE:</b> The CTRL key is represented by using the ^ (carat) character.                                                                     |
|                     | <b>NOTE:</b> The CTRL key does not generate a character by itself, but must be struck simultaneously with another key to generate a character. |

For example, striking both the CTRL key and the \ key simultaneously (rather than sequentially) is denoted as ^\.

Configuration options: The value must start with the ^ character, and must follow one of the characters — a-z, A-Z, [, ], \

In the input command, use \ without the quotes. For example:

```
config -g cfgSerial -o cfgSerialConsoleQuitKey "SHIFT+6"\\
```

**Default:** <Ctrl> \

## cfgSerialConsoleIdleTimeout (Read or Write)

Table 165. Details of cfgSerialConsoleIdleTimeout

|                     |                                                                                      |
|---------------------|--------------------------------------------------------------------------------------|
| <b>Description</b>  | The maximum number of seconds to wait before an idle serial session is disconnected. |
| <b>Legal Values</b> | <ul style="list-style-type: none"><li>• 0 = No timeout</li><li>• 60–1920</li></ul>   |
| <b>Default</b>      | 300                                                                                  |

## cfgSerialConsoleNoAuth (Read or Write)

Table 166. Details of cfgSerialConsoleNoAuth

|                     |                                                                                                                                                  |
|---------------------|--------------------------------------------------------------------------------------------------------------------------------------------------|
| <b>Description</b>  | Enables or disables the serial console login authentication.                                                                                     |
| <b>Legal Values</b> | <ul style="list-style-type: none"><li>• 0 — (enables serial login authentication)</li><li>• 1 — (disables serial login authentication)</li></ul> |
| <b>Default</b>      | 0                                                                                                                                                |

## cfgSerialConsoleCommand (Read or Write)

Table 167. Details of cfgSerialConsoleCommand

|                     |                                                                                                   |
|---------------------|---------------------------------------------------------------------------------------------------|
| <b>Description</b>  | Specifies a serial command that is executed after a user logs in to the serial console interface. |
| <b>Legal Values</b> | A string of up to 128 characters.                                                                 |
| <b>Default</b>      | <blank>                                                                                           |

## cfgSerialHistorySize (Read or Write)

Table 168. Details of cfgSerialHistorySize

|                     |                                                          |
|---------------------|----------------------------------------------------------|
| <b>Description</b>  | Specifies the maximum size of the serial history buffer. |
| <b>Legal Values</b> | 0–8192                                                   |
| <b>Default</b>      | 8192                                                     |

## cfgSerialCom2RedirEnable (Read or Write)

Table 169. Details of cfgSerialSshEnable

|                     |                                                                                                                                                                                  |
|---------------------|----------------------------------------------------------------------------------------------------------------------------------------------------------------------------------|
| <b>Description</b>  | Enables or disables the console for COM 2-port redirection.<br>The <code>cfgSerialCom2RedirEnable</code> object property is applicable only for iDRAC on Rack and Tower Servers. |
| <b>Legal Values</b> | <ul style="list-style-type: none"><li>· 1 (TRUE)</li><li>· 0 (FALSE)</li></ul>                                                                                                   |
| <b>Default</b>      | 1                                                                                                                                                                                |

## cfgSerialSshEnable (Read or Write)

Table 170. Details of cfgSerialSshEnable

|                     |                                                                                |
|---------------------|--------------------------------------------------------------------------------|
| <b>Description</b>  | Enables or disables the secure shell (SSH) interface.                          |
| <b>Legal Values</b> | <ul style="list-style-type: none"><li>· 1 (TRUE)</li><li>· 0 (FALSE)</li></ul> |
| <b>Default</b>      | 1                                                                              |

### Example

```
racadm getconfig -g cfgSerial
```

```
cfgSerialBaudRate=115200
cfgSerialConsoleEnable=1
cfgSerialConsoleQuitKey=^\
cfgSerialConsoleIdleTimeout=1800
cfgSerialConsoleNoAuth=0
cfgSerialConsoleCommand=
cfgSerialConsoleColumns=0
cfgSerialHistorySize=8192
cfgSerialTelnetEnable=0
cfgSerialSshEnable=1
```

## cfgSerialTelnetEnable (Read or Write)

Table 171. Details of cfgSerialTelnetEnable

|                     |                                                                                |
|---------------------|--------------------------------------------------------------------------------|
| <b>Description</b>  | Enables or disables the Telnet console interface.                              |
| <b>Legal Values</b> | <ul style="list-style-type: none"><li>· 1 (TRUE)</li><li>· 0 (FALSE)</li></ul> |
| <b>Default</b>      | 0                                                                              |

## cfgOobSnmp

This group contains parameters to configure the SNMP agent and trap capabilities of iDRAC. One instance of the group is allowed.

The CMC SNMP agent supports the standard RFC1213 mib-2 and the Dell enterprise-specific the MIB.

This group is not applicable for iDRAC on Rack and Tower Servers.

The following sections provide information about the objects in the `cfgOobSnmp` group.

## cfgOobSnmpAgentCommunity (Read or Write)

Table 172. Details of `cfgOobSnmpAgentCommunity`

|                     |                                                                                                                                                                                                                                                         |
|---------------------|---------------------------------------------------------------------------------------------------------------------------------------------------------------------------------------------------------------------------------------------------------|
| <b>Description</b>  | Specifies the SNMP Community Name used for SNMP traps. The community string acts as a password shared between different hosts over the network. This community string value must match with the other hosts for any kind of communication through SNMP. |
| <b>Legal Values</b> | A string of up to 31 characters.                                                                                                                                                                                                                        |
| <b>Default</b>      | public                                                                                                                                                                                                                                                  |

### Example

```
racadm getconfig -g cfgOobSnmp
```

```
cfgOobSnmpTrapsEnable=1
cfgOobSnmpAgentCommunity=public
```

## cfgOobSnmpAgentEnable (Read or Write)

Table 173. Details of `cfgOobSnmpAgentEnable`

|                     |                                                                                |
|---------------------|--------------------------------------------------------------------------------|
| <b>Description</b>  | Enables or disables the SNMP agent in iDRAC.                                   |
| <b>Legal Values</b> | <ul style="list-style-type: none"><li>· 1 (TRUE)</li><li>· 0 (FALSE)</li></ul> |
| <b>Default</b>      | 0                                                                              |

## cfgRacTuning

This group is used to configure various configuration properties, such as valid ports and security port restrictions.

Use this object with the `config` or `getconfig` subcommands.

The following sections provide information about the objects in the `cfgRacTuning` group.

## cfgRacTuneConRedirPort (Read or Write)

Table 174. Details of `cfgRacTuneConRedirPort`

|                     |                                                                                         |
|---------------------|-----------------------------------------------------------------------------------------|
| <b>Description</b>  | To use for keyboard, mouse, video and Virtual Media traffic to iDRAC, specify the port. |
| <b>Legal Values</b> | 1024–65535                                                                              |
| <b>Default</b>      | 5900                                                                                    |

## cfgRacTuneRemoteRacadmEnable (Read or Write)

Table 175. Details of `cfgRacTuneRemoteRacadmEnable`

|                     |                                                                                |
|---------------------|--------------------------------------------------------------------------------|
| <b>Description</b>  | Enables or disables the Remote RACADM interface.                               |
| <b>Legal Values</b> | <ul style="list-style-type: none"><li>· 1 (TRUE)</li><li>· 0 (FALSE)</li></ul> |



**Default** 1

## cfgRacTuneCtrlEConfigDisable

**Table 176. Details of cfgRacTuneCtrlEConfigDisable**

|                     |                                                                                                                                                                                                                           |
|---------------------|---------------------------------------------------------------------------------------------------------------------------------------------------------------------------------------------------------------------------|
| <b>Description</b>  | To configure iDRAC from the BIOS POST option-ROM, enables or disables the ability of the local user.<br>This object is applicable only for iDRAC on Rack and Tower Servers and not for iDRAC Enterprise on Blade Servers. |
| <b>Legal Values</b> | <ul style="list-style-type: none"><li>· 1 (TRUE)</li><li>· 0 (FALSE)</li></ul>                                                                                                                                            |
| <b>Default</b>      | 0                                                                                                                                                                                                                         |

## cfgRacTuneHttpPort (Read or Write)

**Table 177. Details of cfgRacTuneHttpPort**

|                     |                                                             |
|---------------------|-------------------------------------------------------------|
| <b>Description</b>  | To use HTTP network communication, specify the port number. |
| <b>Legal Values</b> | 10–65535                                                    |
| <b>Default</b>      | 80                                                          |

## cfgRacTuneHttpsPort (Read or Write)

**Table 178. Details of cfgRacTuneHttpsPort**

|                     |                                                              |
|---------------------|--------------------------------------------------------------|
| <b>Description</b>  | To use HTTPS network communication, specify the port number. |
| <b>Legal Values</b> | 10–65535                                                     |
| <b>Default</b>      | 443                                                          |

## cfgRacTuneIpRangeEnable (Read or Write)

**Table 179. Details of cfgRacTuneIpRangeEnable**

|                     |                                                                                |
|---------------------|--------------------------------------------------------------------------------|
| <b>Description</b>  | Enables or disables the IPv4 Address Range validation feature.                 |
| <b>Legal Values</b> | <ul style="list-style-type: none"><li>· 1 (TRUE)</li><li>· 0 (FALSE)</li></ul> |
| <b>Default</b>      | 0                                                                              |

## cfgRacTuneIpRangeAddr (Read or Write)

**Table 180. Details of cfgRacTuneIpRangeAddr**

|                     |                                                                                                                                    |
|---------------------|------------------------------------------------------------------------------------------------------------------------------------|
| <b>Description</b>  | Specifies the acceptable IPv4 address bit pattern in the positions of the "1"s in the range mask property (cfgRacTuneIpRangeMask). |
| <b>Legal Values</b> | An IPv4 address formatted string, for example, 192.168.0.                                                                          |

**Default** 192.168.0

## cfgRacTunelpRangeMask (Read or Write)

Table 181. Details of cfgRacTunelpRangeMask

**Description** Standard IP mask values with left-justified bits. For example, 255.255.255.0.

**Legal Values** An IPv4 address formatted string, for example, 255.255.255.0.

**Default** 255.255.255.0

## cfgRacTuneSshPort (Read or Write)

Table 182. Details of cfgRacTuneSshPort

**Description** Specifies the port number used for the SSH interface.

**Legal Values** 1–65535

**Default** 22

## cfgRacTuneTelnetPort (Read or Write)

Table 183. Details of cfgRacTuneTelnetPort

**Description** Specifies the port number used for the Telnet interface.

**Legal Values** 1–65535

**Default** 23

## cfgRacTuneConRedirEnable (Read or Write)

Table 184. Details of cfgRacTuneConRedirEnable

**Description** Enables or disables Virtual Console.

**Legal Values**

- 1 (TRUE)
- 0 (FALSE)

**Default** 1

## cfgRacTuneConRedirEncryptEnable (Read or Write)

Table 185. Details of cfgRacTuneConRedirEncryptEnable

**Description** Encrypts the video in a Virtual Console session.

**Legal Values**

- 1 (TRUE)
- 0 (FALSE)

**Default** 1

# cfgRacTuneAsrEnable (Read or Write)

Table 186. Details of cfgRacTuneAsrEnable

|                     |                                                                                                                                        |
|---------------------|----------------------------------------------------------------------------------------------------------------------------------------|
| <b>Description</b>  | Enables or disables iDRAC last crash screen capture feature.<br>This object property requires an iDRAC reset before it becomes active. |
| <b>Legal Values</b> | <ul style="list-style-type: none"><li>· 1 (TRUE)</li><li>· 0 (FALSE)</li></ul>                                                         |
| <b>Default</b>      | 0                                                                                                                                      |

# cfgRacTuneDaylightOffset (Read Only)

Table 187. Details of cfgRacTuneDaylightOffset

|                     |                                                                                                                                                  |
|---------------------|--------------------------------------------------------------------------------------------------------------------------------------------------|
| <b>Description</b>  | Specifies the daylight savings offset (in minutes) to use for the RAC Time. This value is 0 if the time zone is not a Daylight Saving time zone. |
| <b>Legal Values</b> | 0–60                                                                                                                                             |
| <b>Default</b>      | 0                                                                                                                                                |

### Example

```
racadm getconfig -g cfgRacTuning -o
<
object name
> <
object value
>
```

```
cfgRacTuneRemoteRacadmEnable=1
cfgRacTuneWebserverEnable=1
cfgRacTuneHttpPort=80
cfgRacTuneHttpsPort=443
cfgRacTuneTelnetPort=23
cfgRacTuneSshPort=22
cfgRacTuneIpRangeEnable=0
cfgRacTuneIpRangeAddr=192.168.1.1
cfgRacTuneIpRangeMask=255.255.255.0
cfgRacTuneTimezoneOffset=-18000
cfgRacTuneDaylightOffset=3600
```

# cfgRacTuneTimezoneOffset (Read Only)

Table 188. Details of cfgRacTuneTimezoneOffset

|                     |                                                                                                                                                                                                                                                                                                                                                                                                                                               |
|---------------------|-----------------------------------------------------------------------------------------------------------------------------------------------------------------------------------------------------------------------------------------------------------------------------------------------------------------------------------------------------------------------------------------------------------------------------------------------|
| <b>Description</b>  | Specifies the time zone offset (in minutes) from Greenwich Mean Time (GMT) / Coordinated Universal Time (UTC) to use for the RAC Time. Some common time zone offsets for time zones in the United States are:<br><ul style="list-style-type: none"><li>· -480 (PST — Pacific Standard Time)</li><li>· -420 (MST — Mountain Standard Time)</li><li>· -360 (CST — Central Standard Time)</li><li>· -300 (EST — Eastern Standard Time)</li></ul> |
| <b>Legal Values</b> | -720–7800                                                                                                                                                                                                                                                                                                                                                                                                                                     |
| <b>Default</b>      | 0                                                                                                                                                                                                                                                                                                                                                                                                                                             |

## Example

```
racadm getconfig -g cfgRacTuning
```

```
cfgRacTuneRemoteRacadmEnable=1
cfgRacTuneWebserverEnable=1
cfgRacTuneHttpPort=80
cfgRacTuneHttpsPort=443
cfgRacTuneTelnetPort=23
cfgRacTuneSshPort=22
cfgRacTuneIpRangeEnable=0
cfgRacTuneIpRangeAddr=192.168.1.1
cfgRacTuneIpRangeMask=255.255.255.0
cfgRacTuneTimezoneOffset=-18000
cfgRacTuneDaylightOffset=3600
```


## cfgRacTuneLocalServerVideo (Read or Write)

Table 189. Details of `cfgRacTuneLocalServerVideo`

|                     |                                                                                                     |
|---------------------|-----------------------------------------------------------------------------------------------------|
| <b>Description</b>  | Enables or disables the local server video.                                                         |
| <b>Legal Values</b> | <ul style="list-style-type: none"><li>• 1 (TRUE — Enables)</li><li>• 0 (FALSE — Disables)</li></ul> |
| <b>Default</b>      | 1                                                                                                   |

## cfgRacTuneLocalConfigDisable (Read or Write)

Table 190. Details of `cfgRacTuneLocalConfigDisable`

|                     |                                                                                                                                                                                                                                                                                                                 |
|---------------------|-----------------------------------------------------------------------------------------------------------------------------------------------------------------------------------------------------------------------------------------------------------------------------------------------------------------|
| <b>Description</b>  | Disables write access to iDRAC configuration data.<br> <b>NOTE:</b> Access can be disabled using the local RACADM or iDRAC web interface; however, once disabled, access can be re-enabled only through iDRAC web interface. |
| <b>Legal Values</b> | <ul style="list-style-type: none"><li>• 0 (TRUE-Enables)</li><li>• 1 (FALSE-Disables)</li></ul>                                                                                                                                                                                                                 |
| <b>Default</b>      | 0                                                                                                                                                                                                                                                                                                               |

## cfgRacTuneWebserverEnable (Read or Write)

Table 191. Details of `cfgRacTuneWebserverEnable`

|                     |                                                                                                                                                                                                        |
|---------------------|--------------------------------------------------------------------------------------------------------------------------------------------------------------------------------------------------------|
| <b>Description</b>  | Enables or disables the web server. If this property is disabled then it is not accessible using client web browsers. This property has no effect on the Telnet/SSH or <code>racadm</code> interfaces. |
| <b>Legal Values</b> | <ul style="list-style-type: none"><li>• 1 (TRUE)</li><li>• 0 (FALSE)</li></ul>                                                                                                                         |
| <b>Default</b>      | 1                                                                                                                                                                                                      |

# cfgRacTuneVirtualConsoleAuthorizeMultipleSessions (Read or Write)

Table 192. Details of `cfgRacTuneVirtualConsoleAuthorizeMultipleSessions`

|                     |                                                                                                                                                                                                                                                                                                                                                                                                                                                                                                                                                                                                                                          |
|---------------------|------------------------------------------------------------------------------------------------------------------------------------------------------------------------------------------------------------------------------------------------------------------------------------------------------------------------------------------------------------------------------------------------------------------------------------------------------------------------------------------------------------------------------------------------------------------------------------------------------------------------------------------|
| <b>Description</b>  | <p>If a first user is already using the Virtual Console, the value of this object affects the privileges granted to the subsequent user's shared request after the timeout of 30 seconds.</p> <p>This object is applicable only for iDRAC on Rack and Tower Servers and not for iDRAC Enterprise on Blade Servers.</p> <p><b>NOTE:</b> To modify this property, you must have <b>Configure iDRAC</b> permission. This object can be used only with remote or firmware (SSH or Telnet) RACADM and not with local RACADM or with earlier DRAC products.</p>                                                                                |
| <b>Legal Values</b> | <p>0 — (If the user of the first session has not responded for session sharing request by subsequent user. The next session user gets an access denied error after the default timeout value of 30 seconds.)</p> <p>1 — (If the user of the first session has not responded for session sharing request by subsequent user. The next session user gets a read-only access after the default timeout value of 30 seconds.)</p> <p>2 — (If the user of the first session has not responded for session sharing request by subsequent user. The next session user gets administrator access after default timeout value of 30 seconds.)</p> |
| <b>Default</b>      | 0                                                                                                                                                                                                                                                                                                                                                                                                                                                                                                                                                                                                                                        |

# cfgRacTunePluginType (Read or Write)

Table 193. Details of `cfgRacTunePluginType`

|                     |                                                                                                             |
|---------------------|-------------------------------------------------------------------------------------------------------------|
| <b>Description</b>  | To virtual console from browser, specifies the plug-in type.                                                |
| <b>Legal Values</b> | <ul style="list-style-type: none"><li>0 = Use Active X /Native Plugin</li><li>1 = Use Java Plugin</li></ul> |
| <b>Default</b>      | 0 = Active X /Native Plugin                                                                                 |

# ifcRacManagedNodeOs

This group contains properties that describe the managed server operating system. One instance of the group is allowed. The following sections provide information about the objects in the `ifcRacManagedNodeOs`.

# ifcRacMnOsHostname (Read Only)

Table 194. Details of `ifcRacMnOsHostname`

|                     |                                      |
|---------------------|--------------------------------------|
| <b>Description</b>  | The host name of the managed server. |
| <b>Legal Values</b> | A string of up to 255 characters.    |
| <b>Default</b>      | <blank>                              |

# ifcRacMnOsOsName (Read Only)

Table 195. Details of `ifcRacMnOsOsName`

|                    |                                                  |
|--------------------|--------------------------------------------------|
| <b>Description</b> | The operating system name of the managed server. |
|--------------------|--------------------------------------------------|

**Legal Values** A string of up to 255 characters.

**Default** <blank>

## cfgRacVirtual

This group contains parameters to configure the iDRAC Virtual Media feature. One instance of the group is allowed.

The following sections provide information about the objects in the `cfgRacVirtual`.

## cfgVirMediaAttached (Read or Write)

**Table 196. Details of `cfgVirMediaAttached`**

**Description** This object is used to attach virtual devices to the system via the USB bus. When the devices are attached, the server recognizes valid USB mass storage devices attached to the system. Which is equivalent to attaching a local USB `CDROM/floppy` drive to a USB port on the system. When the devices are attached, they can be connected to the virtual devices remotely using iDRAC web interface or the CLI. Setting this object to 0 causes the devices to detach from the USB bus.

 **NOTE: Modifying this property does not impact the remote file sharing operation.**

**Legal Values**

- 0 = Detach
- 1 = Attach
- 2 = AutoAttach

**Default** 0

## cfgVirtualBootOnce (Read or Write)

**Table 197. Details of `cfgVirtualBootOnce`**

**Description** Enables or disables the `Virtual Media Boot Once` feature of iDRAC.

If this property is enabled when the host server is rebooted, this feature attempts to start from the virtual media devices — if the appropriate media is installed in the device.

**Legal Values**

- 1 (TRUE)
- 0 (FALSE)

**Default** 0

## cfgVirMediaFloppyEmulation (Read or Write)

**Table 198. Details of `cfgVirMediaFloppyEmulation`**

**Description** When set to 0, the virtual floppy drive is recognized as a removable disk by Windows operating systems. Windows operating systems assigns a drive letter that is C: or higher during enumeration. When set to 1, the Virtual Floppy drive is seen as a floppy drive by Windows operating systems. Windows operating systems assigns a drive letter of A: or B:.

 **NOTE: Virtual Media has to be reattached (using `cfgVirMediaAttached`) for this change to take effect.**

**Legal Values**

- 1 (TRUE)
- 0(FALSE)

**Default** 0

## cfgSDWriteProtect (Read Only)

**Table 199. Details of cfgSDWriteProtect**

|                     |                                                                                                                                                                                                                                                                                                                                                                                                                                                                                |
|---------------------|--------------------------------------------------------------------------------------------------------------------------------------------------------------------------------------------------------------------------------------------------------------------------------------------------------------------------------------------------------------------------------------------------------------------------------------------------------------------------------|
| <b>Description</b>  | Displays if the physical write protect latch on the SD card is enabled or disabled.<br><br><b>NOTE:</b> This command is deprecated from 12G iDRAC 1.0 release onwards. The functionality of this command is covered by <code>cfgVFlashSDWriteProtect</code> . While execution of the <code>cfgSDWriteProtect</code> command is successful, use the <code>cfgVFlashSDWriteProtect</code> command. For more information, see <a href="#">cfgVFlashwriteProtect (Read Only)</a> . |
| <b>Legal Values</b> | <ul style="list-style-type: none"><li>· 1 (TRUE)</li><li>· 0(FALSE)</li></ul>                                                                                                                                                                                                                                                                                                                                                                                                  |
| <b>Default</b>      | 0                                                                                                                                                                                                                                                                                                                                                                                                                                                                              |

## cfgServerInfo

This group allows you to select the BIOS first boot device and provides the option to start the selected device only once.

Use this object with the `config` or `getConfig` subcommands.

The following sections provide information about the objects in the `cfgServerInfo`.

## cfgServerName (Read Or Write)

**Table 200. Details of cfgServerName**

|                     |                                                                                                                                                                                  |
|---------------------|----------------------------------------------------------------------------------------------------------------------------------------------------------------------------------|
| <b>Description</b>  | Displays the name of the specified server.                                                                                                                                       |
| <b>Legal Values</b> | Maximum of 15 non-extended (ASCII characters (ASCII codes 32 through 126)). For more information, see <a href="#">Guidelines to quote strings containing special character</a> . |
| <b>Default</b>      | SLOT — <slot number>                                                                                                                                                             |

## cfgServerNic3MacAddress (Read Only)

**Table 201. Details of cfgServerNic3MacAddress**

|                     |                                               |
|---------------------|-----------------------------------------------|
| <b>Description</b>  | Displays the MAC address of the server NIC 3. |
| <b>Legal Values</b> | None                                          |
| <b>Default</b>      | None                                          |

## cfgServerNic4MacAddress (Read Only)

**Table 202. Details of cfgServerNic4MacAddress**

|                     |                                               |
|---------------------|-----------------------------------------------|
| <b>Description</b>  | Displays the MAC address of the server NIC 4. |
| <b>Legal Values</b> | None                                          |
| <b>Default</b>      | None                                          |

## cfgServerDNSIMCName (Read or Write)

Table 203. Details of cfgServerDNSIMCName

|                     |                                                |
|---------------------|------------------------------------------------|
| <b>Description</b>  | Displays the DNS domain name for iDRAC or IMC. |
| <b>Legal Values</b> | A valid string values                          |
| <b>Default</b>      | None                                           |

## cfgServerFirstBootDevice (Read or Write)

Table 204. Details of cfgServerFirstBootDevice

|                     |                                                                                                                                                                                                                                                                                                                                                                                                                                                                                                                                                                                                             |
|---------------------|-------------------------------------------------------------------------------------------------------------------------------------------------------------------------------------------------------------------------------------------------------------------------------------------------------------------------------------------------------------------------------------------------------------------------------------------------------------------------------------------------------------------------------------------------------------------------------------------------------------|
| <b>Description</b>  | Sets or displays the first boot device.<br><br>You can also set a vFlash partition that is attached as a bootable device. For more information, see <a href="#">cfgVFlashPartitionOSVoLabel</a> .<br><br><b>(i) NOTE: If RFS is configured as the next boot device, during restart, the system starts normally and not from RFS.</b><br><br><b>(i) NOTE: First attach, to configure vFlash as First Boot Device. When a detached / non-existent vFlash partition or a nonstandard boot device is configured as first boot device, the following error message is displayed:</b><br><br>Invalid object value |
| <b>Legal Values</b> | <ul style="list-style-type: none"><li>· Normal</li><li>· PXE</li><li>· HDD</li><li>· DIAG</li><li>· CD-DVD</li><li>· BIOS</li><li>· vFDD</li><li>· VCD-DVD</li><li>· FDD</li><li>· SD</li><li>· F10</li><li>· F11</li><li>· UEFIDevicePath</li><li>· UEFIHttp</li></ul>                                                                                                                                                                                                                                                                                                                                     |
| <b>Default</b>      | No-Override                                                                                                                                                                                                                                                                                                                                                                                                                                                                                                                                                                                                 |

## cfgServerBootOnce (Read or Write)

Table 205. Details of cfgServerBootOnce

|                     |                                                                               |
|---------------------|-------------------------------------------------------------------------------|
| <b>Description</b>  | Enables or disables the server start once feature.                            |
| <b>Legal Values</b> | <ul style="list-style-type: none"><li>· 1(True)</li><li>· 0 (False)</li></ul> |
| <b>Default</b>      | 1(True)                                                                       |

## cfgActiveDirectory

This group contains parameters to configure iDRAC Active Directory feature.



Use this object with the `config` or `getConfig` subcommands.

The following sections provide information about the objects in the `cfgActiveDirectory`.

## cfgADSSOEnable (Read or Write)

Table 206. Details of `cfgADSSOEnable`

|                     |                                                                                |
|---------------------|--------------------------------------------------------------------------------|
| <b>Description</b>  | Enables or disables Active Directory single sign-on authentication on iDRAC.   |
| <b>Legal Values</b> | <ul style="list-style-type: none"><li>· 1 (TRUE)</li><li>· 0 (FALSE)</li></ul> |
| <b>Default</b>      | 0                                                                              |

## cfgADDomainController1 (Read or Write)

Table 207. Details of `cfgADDomainController1`

|                     |                                                                                                                 |
|---------------------|-----------------------------------------------------------------------------------------------------------------|
| <b>Description</b>  | To obtain user names, specify the LDAP server from which you want the iDRAC.                                    |
| <b>Legal Values</b> | A string of up to 254 ASCII characters representing a valid IP address or a fully qualified domain name (FQDN). |
| <b>Default</b>      | None                                                                                                            |

## cfgADDomainController2 (Read or Write)

Table 208. Details of `cfgADDomainController2`

|                     |                                                                                                                          |
|---------------------|--------------------------------------------------------------------------------------------------------------------------|
| <b>Description</b>  | To obtain user names, specify the LDAP server from which you want the iDRAC.<br>This object is applicable only to iDRAC. |
| <b>Legal Values</b> | A string of up to 254 ASCII characters representing a valid IP address or a fully qualified domain name (FQDN).          |
| <b>Default</b>      | None                                                                                                                     |

## cfgADDomainController3 (Read or Write)

Table 209. Details of `cfgADDomainController3`

|                     |                                                                                                                          |
|---------------------|--------------------------------------------------------------------------------------------------------------------------|
| <b>Description</b>  | To obtain user names, specify the LDAP server from which you want the iDRAC.<br>This object is applicable only to iDRAC. |
| <b>Legal Values</b> | A string of up to 254 ASCII characters representing a valid IP address or a fully qualified domain name (FQDN).          |
| <b>Default</b>      | None                                                                                                                     |

## cfgADRacName (Read or Write)

Table 210. Details of `cfgADRacName`

|                    |                                                           |
|--------------------|-----------------------------------------------------------|
| <b>Description</b> | Name of iDRAC as recorded in the Active Directory forest. |
|--------------------|-----------------------------------------------------------|

|                     |                                                                         |
|---------------------|-------------------------------------------------------------------------|
| <b>Legal Values</b> | Any printable text string of up to 254 characters, with no white space. |
| <b>Default</b>      | <blank>                                                                 |


## cfgADRacDomain (Read or Write)

Table 211. Details of cfgADRacDomain

|                     |                                                                         |
|---------------------|-------------------------------------------------------------------------|
| <b>Description</b>  | Active Directory Domain in which iDRAC resides.                         |
| <b>Legal Values</b> | Any printable text string of up to 254 characters, with no white space. |
| <b>Default</b>      | <blank>                                                                 |

## cfgADAuthTimeout (Read or Write)

Table 212. Details of cfgADAuthTimeout

|                     |                                                                                                                                                                       |
|---------------------|-----------------------------------------------------------------------------------------------------------------------------------------------------------------------|
| <b>Description</b>  | To wait for Active Directory authentication requests to complete before timing out, specify the number of seconds.                                                    |
|                     |  <b>NOTE: To modify this property, you must have the Configure iDRAC permission.</b> |
| <b>Legal Values</b> | 15–300 seconds                                                                                                                                                        |
| <b>Default</b>      | 120                                                                                                                                                                   |

## cfgADEnable (Read or Write)

Table 213. Details of cfgADEnable

|                     |                                                                                                                                                             |
|---------------------|-------------------------------------------------------------------------------------------------------------------------------------------------------------|
| <b>Description</b>  | Enables or disables Active Directory user authentication on iDRAC.<br>If this property is disabled, only local iDRAC authentication is used for user login. |
| <b>Legal Values</b> | <ul style="list-style-type: none"> <li>· 1 (TRUE)</li> <li>· 0 (FALSE)</li> </ul>                                                                           |
| <b>Default</b>      | 0                                                                                                                                                           |

## cfgADType (Read or Write)

Table 214. Details of cfgADType

|                     |                                                                                                                                                                              |
|---------------------|------------------------------------------------------------------------------------------------------------------------------------------------------------------------------|
| <b>Description</b>  | To use the Active Directory, determine the schema type.                                                                                                                      |
| <b>Legal Values</b> | <ul style="list-style-type: none"> <li>· 1— (Enables Active Directory with the extended schema)</li> <li>· 2— (Enables Active Directory with the standard schema)</li> </ul> |
| <b>Default</b>      | 1                                                                                                                                                                            |

## cfgADGlobalCatalog1 (Read or Write)

Table 215. Details of cfgADGlobalCatalog1

|                    |                                                                                        |
|--------------------|----------------------------------------------------------------------------------------|
| <b>Description</b> | To obtain user names, specify the Global Catalog server from which you want the iDRAC. |
|--------------------|----------------------------------------------------------------------------------------|

This object is applicable only to iDRAC.

|                     |                                                                                                                 |
|---------------------|-----------------------------------------------------------------------------------------------------------------|
| <b>Legal Values</b> | A string of up to 254 ASCII characters representing a valid IP address or a fully qualified domain name (FQDN). |
| <b>Default</b>      | None                                                                                                            |

## cfgADGlobalCatalog2 (Read or Write)

Table 216. Details of `cfgADGlobalCatalog2`

|                     |                                                                                                                                    |
|---------------------|------------------------------------------------------------------------------------------------------------------------------------|
| <b>Description</b>  | To obtain user names, specify the Global Catalog server from which you want the iDRAC.<br>This object is applicable only to iDRAC. |
| <b>Legal Values</b> | A string of up to 254 ASCII characters representing a valid IP address or a fully qualified domain name (FQDN).                    |
| <b>Default</b>      | None                                                                                                                               |

## cfgADGlobalCatalog3 (Read or Write)

Table 217. Details of `cfgADGlobalCatalog3`

|                     |                                                                                                                                    |
|---------------------|------------------------------------------------------------------------------------------------------------------------------------|
| <b>Description</b>  | To obtain user names, specify the Global Catalog server from which you want the iDRAC.<br>This object is applicable only to iDRAC. |
| <b>Legal Values</b> | A string of up to 254 ASCII characters representing a valid IP address or a fully qualified domain name (FQDN).                    |
| <b>Default</b>      | None                                                                                                                               |

## cfgADCertValidationEnable (Read or Write)

Table 218. Details of `cfgADCertValidationEnable`

|                     |                                                                                                                      |
|---------------------|----------------------------------------------------------------------------------------------------------------------|
| <b>Description</b>  | Enables or disables Active Directory certificate validation as a part of the Active Directory configuration process. |
| <b>Legal Values</b> | <ul style="list-style-type: none"><li>· 1 (TRUE)</li><li>· 0 (FALSE)</li></ul>                                       |
| <b>Default</b>      | 1                                                                                                                    |

## cfgADDcSRVLookupEnable (Read or Write)

Table 219. Details of `cfgADDcSRVLookupEnable`

|                     |                                                                                                                                                                                                                                                                                                                                                                                                                                                                                                                               |
|---------------------|-------------------------------------------------------------------------------------------------------------------------------------------------------------------------------------------------------------------------------------------------------------------------------------------------------------------------------------------------------------------------------------------------------------------------------------------------------------------------------------------------------------------------------|
| <b>Description</b>  | Configures iDRAC to use pre-configured domain controllers or to use DNS to find the domain controller. If using pre-configured domain controllers, then the domain controllers to use are specified under <code>cfgAdDomainController1</code> , <code>cfgAdDomainController2</code> and <code>cfgAdDomainController3</code> . iDRAC does not failover to the specified domain controllers when DNS lookup is unsuccessful or none of the servers returns to the DNS lookup works.<br>This object is applicable only to iDRAC. |
| <b>Legal Values</b> | <ul style="list-style-type: none"><li>· 1 (TRUE) — use DNS to look up domain controllers</li><li>· 0 (FALSE) — use pre-configured domain controllers</li></ul>                                                                                                                                                                                                                                                                                                                                                                |
| <b>Default</b>      | 0                                                                                                                                                                                                                                                                                                                                                                                                                                                                                                                             |

## cfgADDcSRVLookupbyUserdomain (Read or Write)

Table 220. Details of cfgADDcSRVLookupbyUserdomain

|                     |                                                                                                                                                                                                                                                                                                                                 |
|---------------------|---------------------------------------------------------------------------------------------------------------------------------------------------------------------------------------------------------------------------------------------------------------------------------------------------------------------------------|
| <b>Description</b>  | Chooses the way the user domain is looked up for Active Directory.<br>This object is applicable only to iDRAC.                                                                                                                                                                                                                  |
| <b>Legal Values</b> | <ul style="list-style-type: none"><li>· 1 (TRUE) — use user domain as the search domain to look up DCs. The user domain is chosen from either the user domain list or by entering into the user login.</li><li>· 0 (FALSE) — use the configured search domain <code>cfgADDcSrvLookupDomainName</code> to look up DCs.</li></ul> |
| <b>Default</b>      | 1                                                                                                                                                                                                                                                                                                                               |

## cfgADDcSRVLookupDomainName (Read or Write)

Table 221. Details of cfgADDcSRVLookupDomainName

|                     |                                                                                                                                         |
|---------------------|-----------------------------------------------------------------------------------------------------------------------------------------|
| <b>Description</b>  | Use the Active Directory Domain when <code>cfgAddcSrvLookupbyUserDomain</code> is set to 0.<br>This object is applicable only to iDRAC. |
| <b>Legal Values</b> | String. Maximum length = 254                                                                                                            |
| <b>Default</b>      | Null                                                                                                                                    |

## cfgADGcSRVLookupEnable (Read or Write)

Table 222. Details of cfgADGcSRVLookupEnable

|                     |                                                                                                                                                                                                                                                                                          |
|---------------------|------------------------------------------------------------------------------------------------------------------------------------------------------------------------------------------------------------------------------------------------------------------------------------------|
| <b>Description</b>  | Determines how the global catalog server is looked up. If using pre-configured global catalog servers, then iDRAC uses the values <code>cfgAdGlobalCatalog1</code> , <code>cfgAdGlobalCatalog2</code> and <code>cfgAdGlobalCatalog3</code> .<br>This object is applicable only to iDRAC. |
| <b>Legal Values</b> | <ul style="list-style-type: none"><li>· 0(FALSE) — use pre-configured Global Catalog Servers (GCS)</li><li>· 1(TRUE) — use DNS to look up GCS</li></ul>                                                                                                                                  |
| <b>Default</b>      | 0                                                                                                                                                                                                                                                                                        |

## cfgADGcRootDomain (Read or Write)

Table 223. Details of cfgADGcRootDomain

|                     |                                                                                                                                                   |
|---------------------|---------------------------------------------------------------------------------------------------------------------------------------------------|
| <b>Description</b>  | The names of the Active Directory root domain used for DNS look up, to locate Global Catalog servers.<br>This object is applicable only to iDRAC. |
| <b>Legal Values</b> | String. Maximum length = 254                                                                                                                      |
| <b>Default</b>      | Null                                                                                                                                              |

## cfgLDAP

This group allows you to configure settings related to the Lightweight Directory Access Protocol (LDAP).

Use this object with the `config` or `getConfig` subcommands.

The following sections provide information about the objects in the `cfgLDAP`.

## cfgLDAPBaseDN (Read or Write)

Table 224. Details of cfgLDAPBaseDN

|                     |                                                                               |
|---------------------|-------------------------------------------------------------------------------|
| <b>Description</b>  | The domain name of the branch of the directory where all searches must start. |
| <b>Legal Values</b> | String. Maximum length = 254                                                  |
| <b>Default</b>      | Null                                                                          |

## cfgLDAPBindPassword (Write Only)

Table 225. Details of cfgLDAPBindPassword

|                     |                                                                                                                                                  |
|---------------------|--------------------------------------------------------------------------------------------------------------------------------------------------|
| <b>Description</b>  | A bind password is used with the bindDN. The bind password is a sensitive data, and must be protected. It is optional to support anonymous bind. |
| <b>Legal Values</b> | String maximum length = 254                                                                                                                      |
| <b>Default</b>      | Null                                                                                                                                             |


## cfgLDAPCertValidationEnable (Read or Write)

Table 226. Details of cfgLDAPCertValidationEnable

|                     |                                                                                                                                                                                                                                  |
|---------------------|----------------------------------------------------------------------------------------------------------------------------------------------------------------------------------------------------------------------------------|
| <b>Description</b>  | Controls certificate validation during SSL handshake.                                                                                                                                                                            |
| <b>Legal Values</b> | <ul style="list-style-type: none"><li>• 1 (TRUE) — Uses the CA certificate to validate the LDAP server certificate during SSL handshake.</li><li>• 0 (FALSE) — Skips the certificate validation step of SSL handshake.</li></ul> |
| <b>Default</b>      | 1                                                                                                                                                                                                                                |

## cfgLDAPBindDN (Read or Write)

Table 227. Details of cfgLDAPBindDN

|                     |                                                                                                                                                                                                                                                                                                                                                                                                                                                   |
|---------------------|---------------------------------------------------------------------------------------------------------------------------------------------------------------------------------------------------------------------------------------------------------------------------------------------------------------------------------------------------------------------------------------------------------------------------------------------------|
| <b>Description</b>  | The distinguished name of a user used to bind to the server when searching for the login user's DN. If not provided, an anonymous bind is used. If necessary It is optional to support anonymous bind.<br><br> <b>NOTE:</b> If <code>cfgLDAPBindDN</code> is [null] and <code>cfgLDAPBindPassword</code> is [null], then the iDRAC attempts an anonymous bind. |
| <b>Legal Values</b> | String maximum length = 254                                                                                                                                                                                                                                                                                                                                                                                                                       |
| <b>Default</b>      | Null                                                                                                                                                                                                                                                                                                                                                                                                                                              |

## cfgLDAPEnable (Read or Write)

Table 228. Details of cfgLDAPEnable

|                     |                                                                                                                            |
|---------------------|----------------------------------------------------------------------------------------------------------------------------|
| <b>Description</b>  | Enables or disables LDAP service.<br><br>If this property is disabled, local iDRAC authentication is used for user logins. |
| <b>Legal Values</b> | <ul style="list-style-type: none"><li>• 1 — Enable</li><li>• 0 — Disable</li></ul>                                         |

**Default** 0

## cfgLDAPGroupAttribute (Read or Write)

**Table 229. Details of cfgLDAPGroupAttribute**

|                     |                                                                                                                                                                                           |
|---------------------|-------------------------------------------------------------------------------------------------------------------------------------------------------------------------------------------|
| <b>Description</b>  | Specifies which LDAP attribute is used to check for group membership. It must be an attribute of the group class. If not specified then the member and unique member attributes are used. |
| <b>Legal Values</b> | String maximum length = 254                                                                                                                                                               |
| <b>Default</b>      | Null                                                                                                                                                                                      |

## cfgLDAPGroupAttributelsDN (Read or Write)

**Table 230. Details of cfgLDAPGroupAttributelsDN attribute**

|                     |                                                                                                                                                                                                                                                                                                                                                                                 |
|---------------------|---------------------------------------------------------------------------------------------------------------------------------------------------------------------------------------------------------------------------------------------------------------------------------------------------------------------------------------------------------------------------------|
| <b>Description</b>  | When it is set to 1, iDRAC compares the <code>userDN</code> retrieved from the directory to compare to the members of the group. If it is set to 0, the user name provides the login user to compare to the members of the group. It does not affect the search algorithm for the bind. iDRAC always searches the <code>userDN</code> and uses the <code>userDN</code> to bind. |
| <b>Legal Values</b> | <ul style="list-style-type: none"><li>· 1(TRUE) — Use the <code>userDN</code> from the LDAP Server</li><li>· 0(FALSE) — Use the <code>userDN</code> to provide the login user</li></ul>                                                                                                                                                                                         |
| <b>Default</b>      | 1                                                                                                                                                                                                                                                                                                                                                                               |

## cfgLDAPPort (Read or Write)

**Table 231. Details of cfgLDAPPort**

|                     |                                                       |
|---------------------|-------------------------------------------------------|
| <b>Description</b>  | Port of LDAP over SSL. Non-SSL port is not supported. |
| <b>Legal Values</b> | 1–65535                                               |
| <b>Default</b>      | 636                                                   |

## cfgLDAPSearchFilter (Read or Write)

**Table 232. Details of cfgLDAPSearchFilter**

|                     |                                                                                                                                                                                                                    |
|---------------------|--------------------------------------------------------------------------------------------------------------------------------------------------------------------------------------------------------------------|
| <b>Description</b>  | To validate LDAP search filter, use the user attribute that cannot uniquely identify the login user within the chosen baseDN. The search filter only applies to userDN search and not the group membership search. |
| <b>Legal Values</b> | String of maximum length = 254 characters                                                                                                                                                                          |
| <b>Default</b>      | (objectless=*)<br>Searches for all objects in tree.                                                                                                                                                                |

## cfgLDAPServer (Read or Write)

**Table 233. Details of cfgLDAPServer**

|                    |                                                                         |
|--------------------|-------------------------------------------------------------------------|
| <b>Description</b> | Configures the address of the LDAP Server. IPv4 and IPv6 are supported. |
|--------------------|-------------------------------------------------------------------------|

**NOTE:** You can specify multiple servers by separating each server with a comma. For example, `example.com, sub1.example.com`

|                     |                                  |
|---------------------|----------------------------------|
| <b>Legal Values</b> | String.<br>Maximum length = 1024 |
| <b>Default</b>      | Null                             |

## cfgLDAPUserAttribute (Read or Write)

Table 234. Details of `cfgLDAPUserAttribute`

|                     |                                                                                                                                                                                                                                                                                |
|---------------------|--------------------------------------------------------------------------------------------------------------------------------------------------------------------------------------------------------------------------------------------------------------------------------|
| <b>Description</b>  | To search for, specify the user attribute. It is recommended to be unique within the chosen baseDN, otherwise a search filter must be configured to make sure the uniqueness of the login user. If the userDN cannot be uniquely identified, login is unsuccessful with error. |
| <b>Legal Values</b> | String. Maximum length = 254                                                                                                                                                                                                                                                   |
| <b>Default</b>      | Null                                                                                                                                                                                                                                                                           |

## cfgLdapRoleGroup

This group allows the user to configure role groups for LDAP.

Use this object with the `config` or `getconfig` subcommands.

`cfgLDAPRoleGroup` is indexed, containing instances numbered from 1 to 5. Each object instance consists of a pair of properties:

- `cfgLDAPRoleGroupDN` — an LDAP distinguished name (DN)
- `cfgLDAPRoleGroupPrivilege` — a iDRAC privilege map

Each LDAP-authenticated user assumes the total set of iDRAC privileges assigned to the matching LDAP distinguished names that the user belongs to. That is, if the user belongs to multiple role group DN's, the user receives all associated privileges for that DN's.

The following sections provide information about the objects in the `cfgLdapRoleGroup`.

## cfgLdapRoleGroupDN (Read or Write)

Table 235. Details of `cfgLdapRoleGroupDN`

|                     |                                                   |
|---------------------|---------------------------------------------------|
| <b>Description</b>  | It is the Domain Name of the group in this index. |
| <b>Legal Values</b> | String. Maximum length = 1024                     |
| <b>Default</b>      | None                                              |

### Example

```
racadm getconfig -g cfgLDAPRoleGroup -o cfgLDAPRoleGroupDN
-i 1 cn=everyone,ou=groups,dc=openldap,dc=com
```

## cfgLdapRoleGroupPrivilege (Read or Write)

Table 236. Details of `cfgLdapRoleGroupPrivilege`

|                     |                                                                           |
|---------------------|---------------------------------------------------------------------------|
| <b>Description</b>  | A bit-mask defining the privileges associated with this particular group. |
| <b>Legal Values</b> | 0x00000000 to 0x000001ff                                                  |

**Default** 0x000

### Example

```
racadm getconfig -g cfgLDAPRoleGroup -o cfgLDAPRoleGroupPrivilege
-i 1 0x0
```

## cfgStandardSchema

This group contains parameters to configure the Active Directory standard schema settings.

Use this object with the `config` or `getconfig` subcommands.

The following sections provide information about the objects in the `cfgStandardSchema`.

## cfgSSADRoleGroupDomain (Read or Write)

**Table 237. Details of `cfgSSADRoleGroupDomain`**

|                     |                                                                         |
|---------------------|-------------------------------------------------------------------------|
| <b>Description</b>  | Active Directory Domain in which the Role Group resides.                |
| <b>Legal Values</b> | Any printable text string of up to 254 characters, with no white space. |
| <b>Default</b>      | <blank>                                                                 |

## cfgSSADRoleGroupIndex (Read Only)

**Table 238. Details of `cfgSSADRoleGroupIndex`**

|                     |                                                              |
|---------------------|--------------------------------------------------------------|
| <b>Description</b>  | Index of the Role Group as recorded in the Active Directory. |
| <b>Legal Values</b> | An integer from 1 to 5                                       |
| <b>Default</b>      | <instance>                                                   |

## cfgSSADRoleGroupName (Read or Write)

**Table 239. Details of `cfgSSADRoleGroupName`**

|                     |                                                                         |
|---------------------|-------------------------------------------------------------------------|
| <b>Description</b>  | Name of the Role Group as recorded in the Active Directory forest.      |
| <b>Legal Values</b> | Any printable text string of up to 254 characters, with no white space. |
| <b>Default</b>      | <blank>                                                                 |

## cfgSSADRoleGroupPrivilege (Read or Write)

**Table 240. Details of `cfgSSADRoleGroupPrivilege`**

|                     |                                                                                                             |
|---------------------|-------------------------------------------------------------------------------------------------------------|
| <b>Description</b>  | Use the bit mask numbers listed in the table below to set role-based authority privileges for a Role Group. |
| <b>Legal Values</b> | 0x00000000 to 0x000001ff                                                                                    |
| <b>Default</b>      | <blank>                                                                                                     |



## Example

```
racadm getconfig -g cfgStandardSchema -i 1
```

```
cfgSSADRoleGroupIndex=1
cfgSSADRoleGroupName=bldsys-1
cfgSSADRoleGroupDomain=
cfgSSADRoleGroupPrivilege=3081
```

**Table 241. Bit masks for Role Group privileges**

| Role Group Privilege            | Bit Mask   |
|---------------------------------|------------|
| Login to iDRAC                  | 0x00000001 |
| Configure iDRAC                 | 0x00000002 |
| Configure Users                 | 0x00000004 |
| Clear Logs                      | 0x00000008 |
| Execute Server Control Commands | 0x00000010 |
| Access Virtual Console          | 0x00000020 |
| Access Virtual Media            | 0x00000040 |
| Test Alerts                     | 0x00000080 |
| Execute Debug Commands          | 0x00000100 |

## cfgThermal

This group displays and configures the thermal settings. Use this object with the `config` or `getconfig` subcommands.

To set the configurations, you must have the **Chassis Configuration Administrator** privileges.

## cfgThermalEnhancedCoolingMode (Read or Write)

**Table 242. Details of cfgThermalEnhancedCoolingMode**

|                     |                                                                                      |
|---------------------|--------------------------------------------------------------------------------------|
| <b>Description</b>  | Configures the enhanced cooling mode.                                                |
| <b>Legal Values</b> | <ul style="list-style-type: none"><li>· 1 — Enabled</li><li>· 0 — Disabled</li></ul> |
| <b>Default</b>      | 0 — Disabled                                                                         |

## cfgIpmiSol

This group is used to configure the Serial Over LAN (SOL) capabilities of the system.

The following sections provide information about the objects in the **cfgIpmiSol** group.

## cfgIpmiSolEnable (Read or Write)

**Table 243. Details of cfgIpmiSolEnable**

|                    |                          |
|--------------------|--------------------------|
| <b>Description</b> | Enables or disables SOL. |
|--------------------|--------------------------|

|                     |                                                                                 |
|---------------------|---------------------------------------------------------------------------------|
| <b>Legal Values</b> | <ul style="list-style-type: none"> <li>· 1(TRUE)</li> <li>· 0(FALSE)</li> </ul> |
| <b>Default</b>      | 1                                                                               |

## cfgIpmiSolBaudRate (Read or Write)

Table 244. Details of `cfgIpmiSolBaudRate`

|                     |                                                        |
|---------------------|--------------------------------------------------------|
| <b>Description</b>  | Specifies baud rate for serial communication over LAN. |
| <b>Legal Values</b> | 9600, 19200, 57600, 115200                             |
| <b>Default</b>      | 115200                                                 |

## cfgIpmiSolMinPrivilege (Read or Write)

Table 245. Details of `cfgIpmiSolMinPrivilege`

|                     |                                                                                                                |
|---------------------|----------------------------------------------------------------------------------------------------------------|
| <b>Description</b>  | Specifies the minimum privilege level required for SOL access.                                                 |
| <b>Legal Values</b> | <ul style="list-style-type: none"> <li>· 2(User)</li> <li>· 3(Operator)</li> <li>· 4(Administrator)</li> </ul> |
| <b>Default</b>      | 4                                                                                                              |

## cfgIpmiSolAccumulateInterval (Read or Write)

Table 246. Details of `cfgIpmiSolAccumulateInterval`

|                     |                                                                                                                                                             |
|---------------------|-------------------------------------------------------------------------------------------------------------------------------------------------------------|
| <b>Description</b>  | Specifies the typical amount of time that iDRAC waits before transmitting a partial SOL character data packet. This value is <i>1-based 5ms</i> increments. |
| <b>Legal Values</b> | 1–255                                                                                                                                                       |
| <b>Default</b>      | 10                                                                                                                                                          |

## cfgIpmiSolSendThreshold (Read or Write)

Table 247. Details of `cfgIpmiSolSendThreshold`

|                     |                                                                                                                     |
|---------------------|---------------------------------------------------------------------------------------------------------------------|
| <b>Description</b>  | To buffer before sending an SOL data packet, specify the SOL threshold limit value and the maximum number of bytes. |
| <b>Legal Values</b> | 1–255                                                                                                               |
| <b>Default</b>      | 255                                                                                                                 |

## cfgIpmiLan

This group is used to configure the IPMI over LAN capabilities of the system.

The following sections provide information about the objects in the `cfgIpmiLan` group.

## cfgIpmiLanEnable (Read or Write)

Table 248. Details of cfgIpmiLanEnable

|                     |                                                                              |
|---------------------|------------------------------------------------------------------------------|
| <b>Description</b>  | Enables or disables the IPMI over LAN interface.                             |
| <b>Legal Values</b> | <ul style="list-style-type: none"><li>· 1(TRUE)</li><li>· 0(FALSE)</li></ul> |
| <b>Default</b>      | 0                                                                            |

## cfgIpmiLanPrivLimit (Read or Write)

Table 249. Details of cfgIpmiLanPrivLimit

|                     |                                                                                                            |
|---------------------|------------------------------------------------------------------------------------------------------------|
| <b>Description</b>  | Specifies the maximum privilege level allowed for IPMI over LAN access.                                    |
| <b>Legal Values</b> | <ul style="list-style-type: none"><li>· 2(User)</li><li>· 3(Operator)</li><li>· 4(Administrator)</li></ul> |
| <b>\Default</b>     | 4                                                                                                          |

## cfgIpmiLanAlertEnable (Read or Write)

Table 250. Details of cfgIpmiLanAlertEnable

|                     |                                                                                                                                |
|---------------------|--------------------------------------------------------------------------------------------------------------------------------|
| <b>Description</b>  | Enables or disables global email alerting. This property overrides all individual email alerting enable or disable properties. |
| <b>Legal Values</b> | <ul style="list-style-type: none"><li>· 1(TRUE)</li><li>· 0(FALSE)</li></ul>                                                   |
| <b>Default</b>      | 0                                                                                                                              |

## cfgIpmiLanEncryptionKey (Read or Write)

Table 251. Details of cfgIpmiLanEncryptionKey

|                     |                                                                                                                  |
|---------------------|------------------------------------------------------------------------------------------------------------------|
| <b>Description</b>  | Specifies the IPMI encryption key.                                                                               |
| <b>Legal Values</b> | A string of hexadecimal digits from 0 to 40 characters with no spaces. Only an even number of digits is allowed. |
| <b>Default</b>      | 0000000000000000000000000000000000000000000000000000000000000000                                                 |

## cfgIpmiLanPetCommunityName (Read or Write)

Table 252. Details of cfgIpmiLanPetCommunityName

|                     |                                              |
|---------------------|----------------------------------------------|
| <b>Description</b>  | Specifies the SNMP community name for traps. |
| <b>Legal Values</b> | A string of up to 18 characters.             |
| <b>Default</b>      | public                                       |

# cfgIpmiPetIpv6

This group is used to configure IPv6 platform event traps on the managed server.

The following sections provide information about the objects in the `cfgIpmiPetIpv6` group.

## cfgIpmiPetIPv6Index (Read Only)

Table 253. Details of `cfgIpmiPetIPv6Index`

|                     |                                                            |
|---------------------|------------------------------------------------------------|
| <b>Description</b>  | Unique identifier for the index corresponding to the trap. |
| <b>Legal Values</b> | 1–4                                                        |
| <b>Default</b>      | <index Values>                                             |

## cfgIpmiPetIPv6AlertDestIpAddr

Table 254. Details of `cfgIpmiPetIPv6AlertDestIpAddr`

|                     |                                                                |
|---------------------|----------------------------------------------------------------|
| <b>Description</b>  | Configures the IPv6 alert destination IP address for the trap. |
| <b>Legal Values</b> | IPv6 address                                                   |
| <b>Default</b>      | <blank>                                                        |

## cfgIpmiPetIPv6AlertEnable (Read or Write)

Table 255. Details of `cfgIpmiPetIPv6AlertEnable`

|                     |                                                                                |
|---------------------|--------------------------------------------------------------------------------|
| <b>Description</b>  | Enables or disables the IPv6 alert destination for the trap.                   |
| <b>Legal Values</b> | <ul style="list-style-type: none"><li>· 1 (TRUE)</li><li>· 0 (FALSE)</li></ul> |
| <b>Default</b>      | 0                                                                              |

# cfgIpmiPef

This group is used to configure the platform event filters available on the managed server.

The event filters can be used to control policy related to actions that are triggered when critical events occur on the managed server.

The following sections provide information about the objects in the `cfgIpmiPef` group.

## cfgIpmiPefName (Read Only)

Table 256. Details of `cfgIpmiPefName`

|                     |                                                  |
|---------------------|--------------------------------------------------|
| <b>Description</b>  | Specifies the name of the platform event filter. |
| <b>Legal Values</b> | A string of up to 255 characters.                |
| <b>Default</b>      | The name of the index filter.                    |


## cfgIpmiPefIndex (Read or Write)

Table 257. Details of cfgIpmiPefIndex

|                     |                                                                                                                                              |
|---------------------|----------------------------------------------------------------------------------------------------------------------------------------------|
| <b>Description</b>  | Specifies the index of a specific platform event filter.                                                                                     |
| <b>Legal Values</b> | <ul style="list-style-type: none"><li>For iDRAC on Rack and Tower Servers: 1–22</li><li>For iDRAC Enterprise on Blade Servers: 1–9</li></ul> |
| <b>Default</b>      | The index value of a platform event filter object.                                                                                           |

## cfgIpmiPefAction (Read or Write)

Table 258. Details of cfgIpmiPefAction

|                     |                                                                                                                                                                                                                                                                                       |
|---------------------|---------------------------------------------------------------------------------------------------------------------------------------------------------------------------------------------------------------------------------------------------------------------------------------|
| <b>Description</b>  | Specifies the action that is performed on the managed server when the alert is triggered.<br> <b>NOTE:</b> For iDRAC on Rack and Tower servers, this object is read-only for indexes 20, 21, and 22. |
| <b>Legal Values</b> | <ul style="list-style-type: none"><li>0 (None)</li><li>1 (Power Down)</li><li>2(Reset)</li><li>3(Power Cycle)</li></ul>                                                                                                                                                               |
| <b>Default</b>      | 0                                                                                                                                                                                                                                                                                     |

## cfgIpmiPefEnable (Read or Write)

Table 259. Details of cfgIpmiPefEnable

|                     |                                                                          |
|---------------------|--------------------------------------------------------------------------|
| <b>Description</b>  | Enables or disables a specific platform event filter.                    |
| <b>Legal Values</b> | <ul style="list-style-type: none"><li>1(TRUE)</li><li>0(FALSE)</li></ul> |
| <b>Default</b>      | 1                                                                        |

## cfgIpmiPet

This group is used to configure platform event traps on the managed server.

The following sections provide information about the objects in the `cfgIpmiPet` group.

## cfgIpmiPetIndex (Read Only)

Table 260. Details of cfgIpmiPetIndex

|                     |                                                            |
|---------------------|------------------------------------------------------------|
| <b>Description</b>  | Unique identifier for the index corresponding to the trap. |
| <b>Legal Values</b> | 1–4                                                        |
| <b>Default</b>      | The index value of a specific platform event trap.         |

## cfgIpmiPetAlertDestIpAddr (Read/Write)

Table 261. Details of `cfgIpmiPetAlertDestIpAddr`

|                     |                                                                                                                                                                        |
|---------------------|------------------------------------------------------------------------------------------------------------------------------------------------------------------------|
| <b>Description</b>  | Specifies the destination IPv4 address for the trap receiver on the network. The trap receiver receives an SNMP trap when an event is triggered on the managed server. |
| <b>Legal Values</b> | A string representing a valid IPv4 address. For example, <code>192.168.0.67</code> .                                                                                   |
| <b>Default</b>      | <code>0.0.0.0</code>                                                                                                                                                   |

## cfgIpmiPetAlertEnable (Read or Write)

Table 262. Details of `cfgIpmiPetAlertEnable`

|                     |                                                                                |
|---------------------|--------------------------------------------------------------------------------|
| <b>Description</b>  | Enables or disables a specific trap.                                           |
| <b>Legal Values</b> | <ul style="list-style-type: none"><li>• 1 (TRUE)</li><li>• 0 (FALSE)</li></ul> |
| <b>Default</b>      | 0                                                                              |

## cfgUserDomain

This group is used to configure the Active Directory user domain names. A maximum of 40 domain names can be configured at any given time.

The following sections provide information about the objects in the `cfgUserDomain` group.

## cfgUserDomainIndex (Read Only)

Table 263. Details of `cfgUserDomainIndex`

|                     |                               |
|---------------------|-------------------------------|
| <b>Description</b>  | Represents a specific domain. |
| <b>Legal Values</b> | 1–40                          |
| <b>Default</b>      | The index value.              |

## cfguserdomainname (Read Only)

Table 264. Details of `cfguserdomainname`

|                     |                                                  |
|---------------------|--------------------------------------------------|
| <b>Description</b>  | Specifies the Active Directory user domain name. |
| <b>Legal Values</b> | A string of up to 254 ASCII characters           |
| <b>Default</b>      | <code>&lt;blank&gt;</code>                       |

## cfgServerPower

This group provides several power management features.

The following sections provide information about the objects in the `cfgServerPower` group.

## cfgServerPowerStatus (Read Only)

Table 265. Details of cfgServerPowerStatus

|                     |                                                                            |
|---------------------|----------------------------------------------------------------------------|
| <b>Description</b>  | Represents the server power state, either ON or OFF.                       |
| <b>Legal Values</b> | <ul style="list-style-type: none"><li>· 1 (ON)</li><li>· 0 (OFF)</li></ul> |
| <b>Default</b>      | 0                                                                          |

## cfgServerPowerAllocation (Read Only)

Table 266. Details of cfgServerPowerAllocation

|                     |                                                                                                                                                                                                                                                                                                                       |
|---------------------|-----------------------------------------------------------------------------------------------------------------------------------------------------------------------------------------------------------------------------------------------------------------------------------------------------------------------|
| <b>Description</b>  | Represents the available allocated power supply for server usage.<br><b>NOTE:</b> If there is more than one power supply, this object represents the minimum capacity power supply.<br><b>NOTE:</b> This object is applicable only for iDRAC Enterprise on Rack and Tower Servers and not for iDRAC on Blade Servers. |
| <b>Legal Values</b> | A string of up to 32 characters                                                                                                                                                                                                                                                                                       |
| <b>Default</b>      | <blank>                                                                                                                                                                                                                                                                                                               |

## cfgServerActualPowerConsumption (Read Only)

Table 267. Details of cfgServerActualPowerConsumption

|                     |                                                                     |
|---------------------|---------------------------------------------------------------------|
| <b>Description</b>  | Represents the power consumption by the server at the current time. |
| <b>Legal Values</b> | Not applicable                                                      |
| <b>Default</b>      | <blank>                                                             |

## cfgServerPowerCapEnable (Read or Write)

Table 268. Details of cfgServerPowerCapEnable

|                     |                                                                                                                                                                          |
|---------------------|--------------------------------------------------------------------------------------------------------------------------------------------------------------------------|
| <b>Description</b>  | Enables or disables the user specified power budget threshold.<br>This object is Read only for iDRAC Enterprise on Blade Servers.                                        |
| <b>Legal Values</b> | <ul style="list-style-type: none"><li>· 0 — Disables the user specified power budget threshold</li><li>· 1 — Enables the user specified power budget threshold</li></ul> |
| <b>Default</b>      | 1                                                                                                                                                                        |

## cfgServerMinPowerCapacity (Read Only)

Table 269. Details of cfgServerMinPowerCapacity

|                    |                                                                                                   |
|--------------------|---------------------------------------------------------------------------------------------------|
| <b>Description</b> | Represents the minimum server power capacity on a blade based on the current component inventory. |
|--------------------|---------------------------------------------------------------------------------------------------|

|                     |                |
|---------------------|----------------|
| <b>Legal Values</b> | Not applicable |
| <b>Default</b>      | <blank>        |

## cfgServerMaxPowerCapacity (Read Only)

Table 270. Details of cfgServerMaxPowerCapacity

|                     |                                                                                          |
|---------------------|------------------------------------------------------------------------------------------|
| <b>Description</b>  | Represents the maximum server power capacity based on the current component consumption. |
| <b>Legal Values</b> | Not applicable                                                                           |
| <b>Default</b>      | <blank>                                                                                  |

## cfgServerPeakPowerConsumption (Read Only)

Table 271. Details of cfgServerPeakPowerConsumption

|                     |                                                                           |
|---------------------|---------------------------------------------------------------------------|
| <b>Description</b>  | Represents the server's maximum power consumption until the current time. |
| <b>Legal Values</b> | Not applicable                                                            |
| <b>Default</b>      | Peak power consumption of the server                                      |

## cfgServerPeakPowerConsumptionTimestamp (Read Only)

Table 272. Details of cfgServerPeakPowerConsumptionTimestamp

|                     |                                                                 |
|---------------------|-----------------------------------------------------------------|
| <b>Description</b>  | Specifies time when the maximum power consumption was recorded. |
| <b>Legal Values</b> | A string of up to 32 characters.                                |
| <b>Default</b>      | Timestamp of the peak power consumption of the server.          |


## cfgServerPowerConsumptionClear (Write Only)

Table 273. Details of cfgServerPowerConsumptionClear

|                     |                                               |
|---------------------|-----------------------------------------------|
| <b>Description</b>  | Clears the current recorded power statistics. |
| <b>Legal Values</b> | 1 — Clears the Power Consumption Statistics   |
| <b>Default</b>      | None                                          |

## cfgServerPowerCapWatts (Read or Write)

Table 274. Details of cfgServerPowerCapWatts


|                     |                                                                                                                                                                                                                                            |
|---------------------|--------------------------------------------------------------------------------------------------------------------------------------------------------------------------------------------------------------------------------------------|
| <b>Description</b>  | Represents the server power threshold in Watts.<br> <b>NOTE:</b> This value is applicable only if the <code>cfgServerPowerCapEnable</code> is set to 1. |
| <b>Legal Values</b> | None                                                                                                                                                                                                                                       |



**Default** Server power threshold in Watts.

## cfgServerPowerCapBtuhr (Read or Write)

Table 275. Details of cfgServerPowerCapBtuhr


**Description** Represents the server power threshold in BTU/hr.  
 **NOTE: This value is applicable only if cfgServerPowerCapEnable is set to 1.**

**Legal Values** None

**Default** Server power threshold in BTU/hr.

## cfgServerPowerCapPercent (Read or Write)

Table 276. Details of cfgServerPowerCapPercent

**Description** Represents the server power threshold in percentage.  
 **NOTE: This value is applicable only if cfgServerPowerCapEnable is set to 1.**

**Legal Values** None

**Default** Server power threshold in percentage.

## cfgServerPowerLastHourAvg (Read Only)

Table 277. Details of cfgServerPowerLastHourAvg

**Description** Displays the average power value during the last hour.

**Legal Values** None

**Default** Average power value during the last hour.

## cfgServerPowerLastDayAvg (Read Only)

Table 278. Details of cfgServerPowerLastDayAvg

**Description** Displays the average power value during the last day.

**Legal Values** None

**Default** Average power value during the last day.

## cfgServerPowerLastWeekAvg (Read Only)

Table 279. Details of cfgServerPowerLastWeekAvg

**Description** Displays the average power value during the last week.

**Legal Values** None

**Default** Average power value during the last week.

## cfgServerPowerLastHourMinPower (Read Only)

**Table 280. Details of cfgServerPowerLastHourMinPower**

**Description** Displays the minimum power value during the last hour.

**Legal Values** Not applicable

**Default** Minimum power value during the last hour.

## cfgServerPowerLastHourMinTime (Read Only)

**Table 281. Details of cfgServerPowerLastHourMinTime**

**Description** Displays the timestamp of minimum power value during the last minute.

**Legal Values** Time in the format: DD MM Date HH:MM:SS YYYY  
cfgServerPowerLastHourMinTime=Mon Sep 26 19:10:56 2011  
where,

- DD= Day of the week
- MM= Month
- Date=Date
- YYYY = Year
- HH = hour
- MM=Minutes
- SS = Seconds

**Default** Minimum power value during the last minute.

## cfgServerPowerLastHourMaxPower (Read Only)

**Table 282. Details of cfgServerPowerLastHourMaxPower**

**Description** Displays the maximum power value during the last hour.

**Legal Values** Not applicable

**Default** Maximum power value during the last hour.

## cfgServerPowerLastHourMaxTime (Read Only)

**Table 283. Details of cfgServerPowerLastHourMaxTime**

**Description** Displays the timestamp of maximum power value during the last hour.

**Legal Values** Time in the format: DD MM Date HH:MM:SS YYYY  
where,

- DD= Day of the week
- MM= Month
- Date=Date

- YYYY = Year
- HH = hour
- MM=Minutes
- SS = Seconds

**Default** Maximum power value during the last hour.

## cfgServerPowerLastDayMinPower (Read Only)

**Table 284. Details of cfgServerPowerLastDayMinPower**

**Description** Displays the minimum power value during the last day.

**Legal Values** Not applicable

**Default** Minimum power value during the last day.

## cfgServerPowerLastDayMinTime (Read Only)

**Table 285. Details of cfgServerPowerLastDayMinTime**

**Description** Displays the timestamp of minimum power value during the last day.

**Legal Values** Time in the format: DD MM Date HH:MM:SS YYYY  
where,

- DD = Day of the week
- MM = Month
- Date = Date
- YYYY = Year
- HH = hour
- MM = Minutes
- SS = Seconds

**Default** Timestamp of the minimum power value during the last day.

## cfgServerPowerLastDayMaxPower (Read Only)

**Table 286. Details of cfgServerPowerLastDayMaxPower**

**Description** Displays the maximum power value during the last day.

**Legal Values** Not applicable

**Default** Maximum power value during the last day.

## cfgServerPowerLastDayMaxTime (Read Only)

**Table 287. Details of cfgServerPowerLastDayMaxTime**

**Description** Displays the timestamp of maximum power value during the last day.

**Legal Values** Time in the format: DD MM Date HH:MM:SS YYYY  
where,

- DD = Day of the week
- MM = Month
- Date = Date
- YYYY = Year
- HH = hour
- MM = Minutes
- SS = Seconds

**Default** Timestamp of the maximum power value during the last day.

## cfgServerPowerLastWeekMinPower (Read Only)

**Table 288. Details of cfgServerPowerLastWeekMinPower**

**Description** Displays the minimum power value during the last week.

**Legal Values** Not applicable

**Default** Minimum power value during the last week.

## cfgServerPowerLastWeekMinTime (Read Only)

**Table 289. Details of cfgServerPowerLastWeekMinTime**

**Description** Displays the timestamp of minimum power value during the last week.

**Legal Values** A string of up to 32 characters.  
Time in the format: DD MM Date HH:MM:SS YYYY  
where,

- DD = Day of the week
- MM = Month
- Date = Date
- YYYY = Year
- HH = hour
- MM = Minutes
- SS = Seconds

**Default** Timestamp of the minimum power value during the last week.

## cfgServerPowerLastWeekMaxPower (Read Only)

**Table 290. Details of cfgServerPowerLastWeekMaxPower**

**Description** Displays the maximum power value during the last week.

**Legal Values** None

**Default** Maximum power value during the last week.

## cfgServerPowerLastWeekMaxTime (Read Only)

Table 291. Details of cfgServerPowerLastWeekMaxTime

|                     |                                                                                                                                                                                                                                                                                                     |
|---------------------|-----------------------------------------------------------------------------------------------------------------------------------------------------------------------------------------------------------------------------------------------------------------------------------------------------|
| <b>Description</b>  | Displays the timestamp of maximum power value during the last week.                                                                                                                                                                                                                                 |
| <b>Legal Values</b> | A string of up to 32 characters.<br>Time in the format: DD MM Date HH:MM:SS YYYY<br>where, <ul style="list-style-type: none"><li>· DD = Day of the week</li><li>· MM= Month</li><li>· Date = Date</li><li>· YYYY = Year</li><li>· HH = hour</li><li>· MM = Minutes</li><li>· SS = Seconds</li></ul> |
| <b>Default</b>      | Timestamp of the maximum power value during the last week.                                                                                                                                                                                                                                          |

## cfgServerPowerInstHeadroom (Read Only)

Table 292. Details of cfgServerPowerInstHeadroom

|                     |                                                                                                                                                                                                             |
|---------------------|-------------------------------------------------------------------------------------------------------------------------------------------------------------------------------------------------------------|
| <b>Description</b>  | Displays the difference between the available power and the current power consumption.<br>This object is applicable only for iDRAC on Rack and Tower Servers and not for iDRAC Enterprise on Blade Servers. |
| <b>Legal Values</b> | Not applicable                                                                                                                                                                                              |
| <b>Default</b>      | Difference between the available power and the current power consumption.                                                                                                                                   |

## cfgServerPowerPeakHeadroom (Read Only)

Table 293. Details of cfgServerPowerInstHeadroom

|                     |                                                                                                                                                                                                          |
|---------------------|----------------------------------------------------------------------------------------------------------------------------------------------------------------------------------------------------------|
| <b>Description</b>  | Displays the difference between the available power and the peak power consumption.<br>This object is applicable only for iDRAC on Rack and Tower Servers and not for iDRAC Enterprise on Blade Servers. |
| <b>Legal Values</b> | None                                                                                                                                                                                                     |
| <b>Default</b>      | Difference between the available power and the peak power consumption.                                                                                                                                   |

## cfgServerActualAmperageConsumption (Read Only)

Table 294. Details of cfgServerActualAmperageConsumption

|                     |                                         |
|---------------------|-----------------------------------------|
| <b>Description</b>  | Displays the current power consumption. |
| <b>Legal Values</b> | Not applicable                          |
| <b>Default</b>      | Current power consumption.              |

## cfgServerPeakAmperage (Read Only)

Table 295. Details of cfgServerPeakAmperage

|                     |                                              |
|---------------------|----------------------------------------------|
| <b>Description</b>  | Displays the current peak power consumption. |
| <b>Legal Values</b> | Not applicable                               |
| <b>Default</b>      | Current peak power consumption.              |

## cfgServerPeakAmperageTimeStamp (Read Only)

Table 296. Details of cfgServerPeakAmperageTimeStamp

|                     |                                                                                                                                                                                                                                                                                                      |
|---------------------|------------------------------------------------------------------------------------------------------------------------------------------------------------------------------------------------------------------------------------------------------------------------------------------------------|
| <b>Description</b>  | Displays the timestamp of the current peak power consumption.                                                                                                                                                                                                                                        |
| <b>Legal Values</b> | A string of up to 32 characters.<br>Time in the format: DD MM Date HH:MM:SS YYYY<br>where, <ul style="list-style-type: none"><li>• DD = Day of the week</li><li>• MM = Month</li><li>• Date = Date</li><li>• YYYY = Year</li><li>• HH = hour</li><li>• MM = Minutes</li><li>• SS = Seconds</li></ul> |
| <b>Default</b>      | Timestamp of the current peak power consumption.                                                                                                                                                                                                                                                     |

## cfgServerCumulativePowerConsumption (Read Only)

Table 297. Details of cfgServerCumulativePowerConsumption

|                     |                                            |
|---------------------|--------------------------------------------|
| <b>Description</b>  | Displays the cumulative power consumption. |
| <b>Legal Values</b> | Not applicable                             |
| <b>Default</b>      | Cumulative power consumption.              |

## cfgServerCumulativePowerConsumptionTimeStamp (Read Only)

Table 298. Details of cfgServerCumulativePowerConsumptionTimeStamp

|                     |                                                                                                                                                                                                           |
|---------------------|-----------------------------------------------------------------------------------------------------------------------------------------------------------------------------------------------------------|
| <b>Description</b>  | Displays the timestamp of the cumulative power consumption.                                                                                                                                               |
| <b>Legal Values</b> | A string of up to 32 characters.<br>Time in the format: DD MM Date HH:MM:SS YYYY<br>where, <ul style="list-style-type: none"><li>• DD = Day of the week</li><li>• MM= Month</li><li>• Date=Date</li></ul> |

- YYYY = Year
- HH = hour
- MM=Minutes
- SS = Seconds

**Default** Timestamp of the cumulative power consumption.

## cfgServerCumulativePowerClear (Write Only)

**Table 299. Details of cfgServerCumulativePowerClear**

|                     |                                                                                                                                   |
|---------------------|-----------------------------------------------------------------------------------------------------------------------------------|
| <b>Description</b>  | Clears the <code>cfgServerCumulativePowerConsumption</code> and <code>cfgServerCumulativePowerConsumptionTimeStamp</code> values. |
| <b>Legal Values</b> | 1                                                                                                                                 |
| <b>Default</b>      | None                                                                                                                              |

## cfgServerPowerPCleAllocation (Read or Write)

**Table 300. Details of cfgServerPowerPCleAllocation**

|                     |                                                                                                                                                                                                                                                                        |
|---------------------|------------------------------------------------------------------------------------------------------------------------------------------------------------------------------------------------------------------------------------------------------------------------|
| <b>Description</b>  | Amount of power allocated to the PCIe cards.<br><br>This object is applicable for iDRAC Enterprise only for specific Blade Servers and not for iDRAC on Rack and Tower Servers.<br><br>You must have the Administrator privileges to modify the value for this object. |
| <b>Legal Values</b> | 0 W: For platforms that do not support PCIe cards.<br>100 W — 500 W: For platforms that support PCIe cards.                                                                                                                                                            |
| <b>Default</b>      | 0: For platforms that do not support PCIe cards.<br>500 W: For platforms that support PCIe cards.                                                                                                                                                                      |

## cfgServerPowerSupply

This group contains information related to the power supplies.

The `cfgServerPowerSupply` object group is applicable only for iDRAC on Rack and Tower Servers and not for iDRAC Enterprise on Blade Servers.

**NOTE:** The `getconfig` subcommand always shows eight `cfgServerPowerSupply` indexes, even if two power supplies are installed in the system or the system supports a maximum of two PSUs. For the uninstalled and unsupported units, all the objects in the `cfgServerPowerSupply` group displays a value of 0.

The following sections provide information about the objects in the `cfgServerPowerSupply` group.

## cfgServerPowerSupplyCurrentDraw (Read Only)

**Table 301. Details of cfgServerPowerSupplyCurrentDraw**

|                     |                                                             |
|---------------------|-------------------------------------------------------------|
| <b>Description</b>  | Displays the instantaneous current consumption in 0.1 amps. |
| <b>Legal Values</b> | A string of up to 32 characters.                            |
| <b>Default</b>      | 0                                                           |

## cfgServerPowerSupplyFwVer (Read Only)

Table 302. Details of cfgServerPowerSupplyFwVer

|                     |                                                                   |
|---------------------|-------------------------------------------------------------------|
| <b>Description</b>  | Displays the firmware version of the PSU, in the format x.xx.xxx. |
| <b>Legal Values</b> | A string up to 8 characters.                                      |
| <b>Default</b>      | Null                                                              |

## cfgServerPowerSupplyIndex

Table 303. Details of cfgServerPowerSupplyIndex

|                     |                                                                                                                                                                                                                                                                                                                         |
|---------------------|-------------------------------------------------------------------------------------------------------------------------------------------------------------------------------------------------------------------------------------------------------------------------------------------------------------------------|
| <b>Description</b>  | Specifies index of the PSU.<br> <b>NOTE:</b> Indexes 1–8 are supported to support up to 8 PSUs. If any PSU is not present then <code>cfgServerPowerSupplyOnlineStatus</code> does not exist and for all the other properties, it is 0. |
| <b>Legal Values</b> | Integer 1–8                                                                                                                                                                                                                                                                                                             |
| <b>Default</b>      | None                                                                                                                                                                                                                                                                                                                    |

## cfgServerPowerSupplyMaxInputPower (Read Only)

Table 304. Details of cfgServerPowerSupplyMaxInputPower

|                     |                                             |
|---------------------|---------------------------------------------|
| <b>Description</b>  | Displays the AC input rated power in Watts. |
| <b>Legal Values</b> | A string of up to 32 characters.            |
| <b>Default</b>      | 0                                           |

## cfgServerPowerSupplyMaxOutputPower (Read Only)

Table 305. Details of cfgServerPowerSupplyMaxOutputPower

|                     |                                              |
|---------------------|----------------------------------------------|
| <b>Description</b>  | Displays the AC output rated power in Watts. |
| <b>Legal Values</b> | A string of up to 32 characters.             |
| <b>Default</b>      | 0                                            |

## cfgServerPowerSupplyOnlineStatus (Read Only)

Table 306. Details of cfgServerPowerSupplyOnlineStatus

|                     |                                                                                                                                           |
|---------------------|-------------------------------------------------------------------------------------------------------------------------------------------|
| <b>Description</b>  | Displays the status of the PSU.                                                                                                           |
| <b>Legal Values</b> | <ul style="list-style-type: none"><li>· 0 — Present</li><li>· 1 — Absent</li><li>· 2 — Failure</li><li>· 3 — Predictive failure</li></ul> |
| <b>Default</b>      | 0 — Present                                                                                                                               |



# cfgServerPowerSupplyType

Table 307. Details of `cfgServerPowerSupplyType`

|                     |                                                |
|---------------------|------------------------------------------------|
| <b>Description</b>  | Displays whether the power supply is AC or DC. |
| <b>Legal Values</b> | A string of up to 32 characters.               |
| <b>Default</b>      | 0                                              |

# cfgIPv6LanNetworking

This group is used to configure the IPv6 over LAN networking capabilities.

Use this object with the `config` or `getConfig` subcommands.

The following sections provide information about the objects in the `cfgIPv6LanNetworking` group.

## cfgIPv6Enable (Read or Write)

Table 308. Details of `cfgIPv6Enable`

|                     |                                                                                |
|---------------------|--------------------------------------------------------------------------------|
| <b>Description</b>  | Enables or disables iDRAC IPv6 stack.                                          |
| <b>Legal Values</b> | <ul style="list-style-type: none"><li>· 1 (TRUE)</li><li>· 0 (FALSE)</li></ul> |
| <b>Default</b>      | 0                                                                              |

## cfgIPv6Address1 (Read or Write)

Table 309. Details of `cfgIPv6Address1`

|                     |                                         |
|---------------------|-----------------------------------------|
| <b>Description</b>  | Specifies iDRAC IPv6 address.           |
| <b>Legal Values</b> | String representing a valid IPv6 entry. |
| <b>Default</b>      | :                                       |

## cfgIPv6Gateway (Read or Write)

Table 310. Details of `cfgIPv6Gateway`

|                     |                                                   |
|---------------------|---------------------------------------------------|
| <b>Description</b>  | iDRAC gateway IPv6 address.                       |
| <b>Legal Values</b> | Specifies string representing a valid IPv6 entry. |
| <b>Default</b>      | " :: "                                            |

## cfgIPv6AutoConfig (Read or Write)

Table 311. Details of `cfgIPv6AutoConfig`

|                    |                                                         |
|--------------------|---------------------------------------------------------|
| <b>Description</b> | Enables or disables the IPv6 Auto Configuration option. |
|--------------------|---------------------------------------------------------|

**NOTE:** If this value is set to 0, the iDRAC disables auto configuration and statically assigns IPv6 addresses. If this value is set to 1, the iDRAC obtains address and route information using stateless auto configuration and DHCPv6.

**NOTE:** The iDRAC uses its MAC address for its DUID (DUID-LL) when communicating with a DHCPv6 server.

**Legal Values**

- 1 (TRUE)
- 0 (FALSE)

**Default** 0

## cfgIPv6PrefixLength (Read or Write)

Table 312. Details of `cfgIPv6PrefixLength`

**Description** Specifies the prefix length for IPv6 address.

**NOTE:**

- This property can be configured even when `cfgIPv6AutoConfig` is enabled.

**Legal Values** 1–128

**Default** 64

## cfgIPv6LinkLocalAddress (Read Only)

Table 313. Details of `cfgIPv6LinkLocalAddress`

**Description** The iDRAC IPv6 link local address.

**Legal Values** Specifies a string representing a valid IPv6 entry.

**Default** :

## cfgIPv6Address2 (Read Only)

Table 314. Details of `cfgIPv6Address2`

**Description** The iDRAC IPv6-second address.

**Legal Values** A string representing a valid IPv6 entry.

**Default** :

## cfgIPv6Address3 (Read Only)

Table 315. Details of `cfgIPv6Address3`

**Description** The iDRAC IPv6 third address.

**Legal Values** String representing a valid IPv6 entry.

**Default** :

## cfgIPv6Address4 (Read Only)

Table 316. Details of cfgIPv6Address4

|                     |                                         |
|---------------------|-----------------------------------------|
| <b>Description</b>  | The iDRAC IPv6 fourth address.          |
| <b>Legal Values</b> | String representing a valid IPv6 entry. |
| <b>Default</b>      | :                                       |

## cfgIPv6Address5 (Read Only)

Table 317. Details of cfgIPv6Address5

|                     |                                         |
|---------------------|-----------------------------------------|
| <b>Description</b>  | The iDRAC IPv6 fifth address.           |
| <b>Legal Values</b> | String representing a valid IPv6 entry. |
| <b>Default</b>      | :                                       |

## cfgIPv6Address6 (Read Only)

Table 318. Details of cfgIPv6Address6

|                     |                                         |
|---------------------|-----------------------------------------|
| <b>Description</b>  | The iDRAC IPv6 sixth address.           |
| <b>Legal Values</b> | String representing a valid IPv6 entry. |
| <b>Default</b>      | :                                       |

## cfgIPv6Address7 (Read Only)

Table 319. Details of cfgIPv6Address7

|                     |                                         |
|---------------------|-----------------------------------------|
| <b>Description</b>  | The iDRAC IPv6 seventh address.         |
| <b>Legal Values</b> | String representing a valid IPv6 entry. |
| <b>Default</b>      | :                                       |

## cfgIPv6Address8 (Read Only)

Table 320. Details of cfgIPv6Address8

|                     |                                         |
|---------------------|-----------------------------------------|
| <b>Description</b>  | The iDRAC IPv6 eighth address.          |
| <b>Legal Values</b> | String representing a valid IPv6 entry. |
| <b>Default</b>      | :                                       |

## cfgIPv6Address9 (Read Only)

Table 321. Details of cfgIPv6Address9

|                     |                                         |
|---------------------|-----------------------------------------|
| <b>Description</b>  | The iDRAC IPv6 ninth address.           |
| <b>Legal Values</b> | String representing a valid IPv6 entry. |
| <b>Default</b>      | :                                       |

## cfgIPv6Address10 (Read Only)

Table 322. Details of cfgIPv6Address10

|                     |                                         |
|---------------------|-----------------------------------------|
| <b>Description</b>  | The iDRAC IPv6 tenth address.           |
| <b>Legal Values</b> | String representing a valid IPv6 entry. |
| <b>Default</b>      | :                                       |

## cfgIPv6Address11 (Read Only)

Table 323. Details of cfgIPv6Address11

|                     |                                         |
|---------------------|-----------------------------------------|
| <b>Description</b>  | The iDRAC IPv6 eleventh address.        |
| <b>Legal Values</b> | String representing a valid IPv6 entry. |
| <b>Default</b>      | :                                       |

## cfgIPv6Address12 (Read Only)

Table 324. Details of cfgIPv6Address12

|                     |                                         |
|---------------------|-----------------------------------------|
| <b>Description</b>  | The iDRAC IPv6 twelfth address.         |
| <b>Legal Values</b> | String representing a valid IPv6 entry. |
| <b>Default</b>      | :                                       |

## cfgIPv6Address13 (Read Only)

Table 325. Details of cfgIPv6Address13

|                     |                                         |
|---------------------|-----------------------------------------|
| <b>Description</b>  | The iDRAC IPv6 thirteenth address.      |
| <b>Legal Values</b> | String representing a valid IPv6 entry. |
| <b>Default</b>      | :                                       |

## cfgIPv6Address14 (Read Only)

Table 326. Details of cfgIPv6Address14

|                     |                                         |
|---------------------|-----------------------------------------|
| <b>Description</b>  | The iDRAC IPv6 fourteenth address.      |
| <b>Legal Values</b> | String representing a valid IPv6 entry. |
| <b>Default</b>      | :                                       |


## cfgIPv6Address15 (Read Only)

Table 327. Details of cfgIPv6Address15

|                     |                                         |
|---------------------|-----------------------------------------|
| <b>Description</b>  | The iDRAC IPv6 fifteenth address.       |
| <b>Legal Values</b> | String representing a valid IPv6 entry. |
| <b>Default</b>      | :                                       |


## cfgIPv6DNSServer1 (Read or Write)

Table 328. Details of cfgIPv6DNSServer1

|                     |                                                                                                                                                                                                                                       |
|---------------------|---------------------------------------------------------------------------------------------------------------------------------------------------------------------------------------------------------------------------------------|
| <b>Description</b>  | Specifies the IPv6 DNS server address.<br> <b>NOTE:</b> This property is used only if <code>cfgIPv6DNSServersFromDHCP6</code> is set to 0 (false). |
| <b>Legal Values</b> | A string representing a valid IPv6 entry.<br>For example, 2001:DB8:1234:5678:9ABC:DE11:C00C:BEEF                                                                                                                                      |
| <b>Default</b>      | “ :: ”                                                                                                                                                                                                                                |

## cfgIPv6DNSServersFromDHCP6 (Read or Write)

Table 329. Details of cfgIPv6DNSServersFromDHCP6

|                     |                                                                                                                                                                                                                                                                                                            |
|---------------------|------------------------------------------------------------------------------------------------------------------------------------------------------------------------------------------------------------------------------------------------------------------------------------------------------------|
| <b>Description</b>  | Specifies whether <code>cfgIPv6DNSServer1</code> and <code>cfgIPv6DNSServer2</code> are static or DHCP IPv6 addresses.<br> <b>NOTE:</b> This property is used only if <code>cfgIPv6AutoConfig</code> is set to 1(true). |
| <b>Legal Values</b> | 1 (TRUE)<br>0 (FALSE)                                                                                                                                                                                                                                                                                      |
| <b>Default</b>      | 0                                                                                                                                                                                                                                                                                                          |

## cfgIPv6StaticLanNetworking

This group is used to configure the IPv6 Static over LAN networking capabilities.

## cfgIPv6StaticEnable (Read or Write)


Table 330. Details of cfgIPv6StaticEnable

|                     |                                                                                      |
|---------------------|--------------------------------------------------------------------------------------|
| <b>Description</b>  | Enables or disables the static IPv6 stack.                                           |
| <b>Legal Values</b> | <ul style="list-style-type: none"><li>· 0 — Disabled</li><li>· 1 — Enabled</li></ul> |
| <b>Default</b>      | 0 — Disabled                                                                         |

 **NOTE:** If this object is modified, then the object `cfgIPv6Enable` is also modified.

## cfgIPv6StaticAddress1 (Read or Write)

Table 331. Details of cfgIPv6StaticAddress1

|                     |                                                                                                                                                                                                                                      |
|---------------------|--------------------------------------------------------------------------------------------------------------------------------------------------------------------------------------------------------------------------------------|
| <b>Description</b>  | Returns or sets the static IPv6 address1.<br><br> <b>NOTE:</b> Only set the current IPv4 address if <code>cfgNicUseDhcp</code> is set to 0 (false). |
| <b>Legal Values</b> | Any IPv6 address                                                                                                                                                                                                                     |
| <b>Default</b>      |                                                                                                                                                                                                                                      |

## cfgIPv6StaticGateway (Read or Write)

Table 332. Details of cfgIPv6StaticGateway

|                     |                                              |
|---------------------|----------------------------------------------|
| <b>Description</b>  | Returns or sets gateway static IPv6 address. |
| <b>Legal Values</b> | Any IPv6 address                             |
| <b>Default</b>      |                                              |

## cfgIPv6StaticPrefixLength (Read or Write)

Table 333. Details of cfgIPv6StaticPrefixLength

|                     |                                              |
|---------------------|----------------------------------------------|
| <b>Description</b>  | The prefix length for static IPv6 address 1. |
| <b>Legal Values</b> | 0–128                                        |
| <b>Default</b>      | 64                                           |

## cfgIPv6StaticAutoConfig (Read/Write)

Table 334. Details of cfgIPv6StaticAutoConfig

|                     |                                                                                      |
|---------------------|--------------------------------------------------------------------------------------|
| <b>Description</b>  | Enables or disables the static IPv6 AutoConfig option.                               |
| <b>Legal Values</b> | <ul style="list-style-type: none"><li>· 0 — Disabled</li><li>· 1 — Enabled</li></ul> |
| <b>Default</b>      | 1 — Enabled                                                                          |

 **NOTE:** If this object is modified, then the object `cfgIPv6Autoconfig` is also modified.

## cfgIPv6StaticDNSServersFromDHCP6 (Read or Write)

Table 335. Details of `cfgIPv6StaticDNSServersFromDHCP6`

|                     |                                                                                                                                                               |
|---------------------|---------------------------------------------------------------------------------------------------------------------------------------------------------------|
| <b>Description</b>  | Specifies the DNS server static IP addresses.                                                                                                                 |
| <b>Legal Values</b> | <ul style="list-style-type: none"><li>· 0 — DNS Server must be configured as static.</li><li>· 1 — The device will get the DNS servers from DHCPv6.</li></ul> |
| <b>Default</b>      | 0 — Disabled                                                                                                                                                  |

## cfgIPv6StaticDNSServer1 (Read or Write)

Table 336. Details of `cfgIPv6StaticDNSServer1`

|                     |                                                 |
|---------------------|-------------------------------------------------|
| <b>Description</b>  | Specifies the DNS server 1 static IPv6 address. |
| <b>Legal Values</b> | Any IPv6 Address                                |
| <b>Default</b>      |                                                 |


## cfgIPv6StaticDNSServer2 (Read or Write)

Table 337. Details of `cfgIPv6StaticDNSServer2`

|                     |                                                 |
|---------------------|-------------------------------------------------|
| <b>Description</b>  | Specifies the DNS server 2 static IPv6 address. |
| <b>Legal Values</b> | Any IPv6 address                                |
| <b>Default</b>      |                                                 |

## cfgIPv6DNSServer2 (Read or Write)

Table 338. Details of `cfgIPv6DNSServer2`

|                     |                                                                                                                                                                                                                                        |
|---------------------|----------------------------------------------------------------------------------------------------------------------------------------------------------------------------------------------------------------------------------------|
| <b>Description</b>  | Specifies the IPv6 DNS server address.<br> <b>NOTE:</b> This property is only valid if <code>cfgIPv6DNSServersFromDHCP6</code> is set to 0 (false). |
| <b>Legal Values</b> | A string representing a valid IPv6 entry. For example,<br>2001:DB8:1234:5678:9ABC:DE11:C00C:BEEF                                                                                                                                       |
| <b>Default</b>      | “::”                                                                                                                                                                                                                                   |

## Example

```
$ racadm getconfig -g cfgIPv6LanNetworking
```

```
cfgIPv6Enable=1
```

```
cfgIPv6AutoConfig=1
```

```
cfgIPv6Address=::
```

```
cfgIPv6PrefixLength=64
```

```
cfgIPv6Gateway=::
```

```
cfgIPv6DNSServersFromDHCP6=1
```

```
cfgIPv6DNSServer1=::
```

```
cfgIPv6DNSServer2=::
```

If both IPv4 and IPv6 are enabled on the iDRAC, IPv6 DNS servers take priority. The order of preference for DNS servers is:

- `cfgIPv6DNSServer1`
- `cfgIPv6DNSServer2`
- `cfgDNSServer1`
- `cfgDNSServer2`

## cfgIPv6URL

This group specifies properties used to configure iDRAC IPv6 URL.

The following sections provide information about the objects in the `cfgIPv6URL` group.

### cfgIPv6URLstring (Read Only)

**Table 339. Details of `cfgIPv6URLstring`**

|                     |                                  |
|---------------------|----------------------------------|
| <b>Description</b>  | The iDRAC IPv6 URL.              |
| <b>Legal Values</b> | A string of up to 80 characters. |
| <b>Default</b>      | <blank>                          |

## cfgIpmiSerial

This group specifies properties used to configure the IPMI serial interface of the BMC.

It is applicable only for iDRAC on Rack and Tower Servers and not for iDRAC Enterprise on Blade Servers.

### cfgIpmiSerialBaudRate (Read or Write)

**Table 340. Details of `cfgIpmiSerialBaudRate`**

|                     |                                                            |
|---------------------|------------------------------------------------------------|
| <b>Description</b>  | Specifies the baud rate for a serial connection over IPMI. |
| <b>Legal Values</b> | 9600, 19200, 57600, 115200                                 |



**Default** 57600

## cfgIpmiSerialChanPrivLimit (Read or Write)

**Table 341. Details of cfgIpmiSerialChanPrivLimit**

|                     |                                                                                                               |
|---------------------|---------------------------------------------------------------------------------------------------------------|
| <b>Description</b>  | Specifies the maximum privilege level allowed on the IPMI serial channel.                                     |
| <b>Legal Values</b> | <ul style="list-style-type: none"><li>· 2 (User)</li><li>· 3 (Operator)</li><li>· 4 (Administrator)</li></ul> |
| <b>Default</b>      | 4                                                                                                             |

## cfgIpmiSerialConnectionMode (Read or Write)

**Table 342. Details of cfgIpmiSerialConnectionMode**

|                     |                                                                                                                                                                                                                                                                                                                                                                                                                                                                          |
|---------------------|--------------------------------------------------------------------------------------------------------------------------------------------------------------------------------------------------------------------------------------------------------------------------------------------------------------------------------------------------------------------------------------------------------------------------------------------------------------------------|
| <b>Description</b>  | <p>When the iDRAC <code>cfgSerialConsoleEnable</code> property is set to 0(disabled), the iDRAC serial port becomes the IPMI serial port. This property determines the IPMI defined mode of the serial port.</p> <p>In Basic mode, the port uses binary data with the intent of communicating with an application program on the serial client. In Terminal mode, the port assumes that a dumb ASCII terminal is connected and allows simple commands to be entered.</p> |
| <b>Legal Values</b> | <ul style="list-style-type: none"><li>· 0(Terminal)</li><li>· 1(Basic)</li></ul>                                                                                                                                                                                                                                                                                                                                                                                         |
| <b>Default</b>      | 1                                                                                                                                                                                                                                                                                                                                                                                                                                                                        |

## cfgIpmiSerialDeleteControl (Read or Write)

**Table 343. Details of cfgIpmiSerialDeleteControl**

|                     |                                                                                |
|---------------------|--------------------------------------------------------------------------------|
| <b>Description</b>  | Enables or disables delete control on the IPMI serial interface.               |
| <b>Legal Values</b> | <ul style="list-style-type: none"><li>· 0 (FALSE)</li><li>· 1 (TRUE)</li></ul> |
| <b>Default</b>      | 0                                                                              |

## cfgIpmiSerialEchoControl (Read or Write)

**Table 344. Details of cfgIpmiSerialEchoControl**

|                     |                                                                               |
|---------------------|-------------------------------------------------------------------------------|
| <b>Description</b>  | Enables or disables echo control on the IPMI serial interface.                |
| <b>Legal Values</b> | <ul style="list-style-type: none"><li>· 0(FALSE)</li><li>· 1 (TRUE)</li></ul> |
| <b>Default</b>      | 1                                                                             |

## cfgIpmiSerialFlowControl (Read or Write)

Table 345. Details of cfgIpmiSerialFlowControl

|                     |                                                                                     |
|---------------------|-------------------------------------------------------------------------------------|
| <b>Description</b>  | Specifies the flow control setting for the IPMI serial port.                        |
| <b>Legal Values</b> | <ul style="list-style-type: none"><li>· 0 (None)</li><li>· 1 (CTS or RTS)</li></ul> |
| <b>Default</b>      | 1                                                                                   |

## cfgIpmiSerialHandshakeControl (Read or Write)

Table 346. Details of cfgIpmiSerialHandshakeControl

|                     |                                                                                |
|---------------------|--------------------------------------------------------------------------------|
| <b>Description</b>  | Enables or disables the IPMI terminal mode handshake control.                  |
| <b>Legal Values</b> | <ul style="list-style-type: none"><li>· 0 (FALSE)</li><li>· 1 (TRUE)</li></ul> |
| <b>Default</b>      | 1                                                                              |

## cfgIpmiSerialInputNewLineSequence (Read or Write)

Table 347. Details of cfgIpmiSerialInputNewLineSequence

|                     |                                                                                    |
|---------------------|------------------------------------------------------------------------------------|
| <b>Description</b>  | Specifies the input new line sequence specification for the IPMI serial interface. |
| <b>Legal Values</b> | <ul style="list-style-type: none"><li>· 1 — ENTER</li><li>· 2 — NULL</li></ul>     |
| <b>Default</b>      | 1                                                                                  |

## cfgIpmiSerialLineEdit (Read or Write)

Table 348. Details of cfgIpmiSerialLineEdit

|                     |                                                                                |
|---------------------|--------------------------------------------------------------------------------|
| <b>Description</b>  | Enables or disables line editing on the IPMI serial interface.                 |
| <b>Legal Values</b> | <ul style="list-style-type: none"><li>· 0 (FALSE)</li><li>· 1 (TRUE)</li></ul> |
| <b>Default</b>      | 1                                                                              |

## cfgIpmiSerialNewLineSequence (Read or Write)

Table 349. Details of cfgIpmiSerialNewLineSequence

|                     |                                                                                                                    |
|---------------------|--------------------------------------------------------------------------------------------------------------------|
| <b>Description</b>  | Specifies the new line sequence specification for the IPMI serial interface.                                       |
| <b>Legal Values</b> | <ul style="list-style-type: none"><li>· 0 — None</li><li>· 1 — CR-LF</li><li>· 2 — NULL</li><li>· 3 — CR</li></ul> |

- 4 — LF-CR
- 5 — LF

**Default** 1


## cfgSmartCard

This group specifies properties used to support access to iDRAC using a smart card.

The following sections provide information about the objects in the `cfgSmartCard` group.

## cfgSmartCardLogonEnable (Read or Write)

**Table 350. Details of cfgSmartCardLogonEnable**

|                     |                                                                                                                                                                                                 |
|---------------------|-------------------------------------------------------------------------------------------------------------------------------------------------------------------------------------------------|
| <b>Description</b>  | To iDRAC using a smart card, enable or disable with Remote RACADM support for access.                                                                                                           |
|                     |  <b>NOTE: Enabling with remote RACADM is only applicable for iDRAC on Rack and Tower Servers.</b>              |
| <b>Legal Values</b> | <ul style="list-style-type: none"> <li>· 0 (Disabled)</li> <li>· 1 (Enabled)</li> <li>· 2 (Enabled with Remote RACADM) — It is not applicable for iDRAC Enterprise on Blade Servers.</li> </ul> |
| <b>Default</b>      | 0                                                                                                                                                                                               |

## cfgSmartCardCRLEnable (Read or Write)


**Table 351. Details of cfgSmartCardCRLEnable**

|                     |                                                                                                                   |
|---------------------|-------------------------------------------------------------------------------------------------------------------|
| <b>Description</b>  | Enables or disables the Certificate Revocation List (CRL).                                                        |
|                     | This object is applicable only for iDRAC on Rack and Tower Servers and not for iDRAC Enterprise on Blade Servers. |
| <b>Legal Values</b> | <ul style="list-style-type: none"> <li>· 1 (TRUE)</li> <li>· 0 (FALSE)</li> </ul>                                 |
| <b>Default</b>      | 0                                                                                                                 |

## cfgNetTuning

This group enables users to configure the advanced network interface parameters for the RAC NIC. When configured, the updated settings may take up to a minute to become active.

 **NOTE: This group is applicable only for iDRAC on Rack and Tower Servers and not for iDRAC Enterprise on Blade Servers.**

 **CAUTION: Use extra precaution when modifying properties in this group. Inappropriate modification of the properties in this group can result in your RAC NIC become inoperable.**

The following sections provide information about the objects in the `cfgNetTuning` group.

## cfgNetTuningNicAutoneg (Read or Write)

Table 352. Details of cfgNetTuningNicAutoneg

|                     |                                                                                                                                              |
|---------------------|----------------------------------------------------------------------------------------------------------------------------------------------|
| <b>Description</b>  | Enables auto negotiation of physical link speed and duplex. If enabled, auto negotiation takes priority over other values set in this group. |
| <b>Legal Values</b> | <ul style="list-style-type: none"><li>· 0 = Auto Negotiation is Disabled</li><li>· 1 = Auto Negotiation is Enabled</li></ul>                 |
| <b>Default</b>      | 1                                                                                                                                            |

### Example

```
racadm getconfig -g cfgNetTuning
```

```
cfgNetTuningNicSpeed=100
cfgNetTuningNicFullDuplex=1
cfgNetTuningNicMtu=1500
cfgNetTuningNicAutoneg=1
```

## cfgNetTuningNic100MB (Read or Write)

Table 353. Details of cfgNetTuningNic100MB

|                     |                                                                                                                                                                                                                                                                                                                                                                                                                                 |
|---------------------|---------------------------------------------------------------------------------------------------------------------------------------------------------------------------------------------------------------------------------------------------------------------------------------------------------------------------------------------------------------------------------------------------------------------------------|
| <b>Description</b>  | Specifies the speed for iDRAC NIC.<br><br><b>NOTE:</b> To set this property: <ul style="list-style-type: none"><li>• iDRAC NIC selection must be set to <b>Dedicated mode</b>.</li><li>• iDRAC NIC Auto negotiation must be disabled.</li><li>• iDRAC IPv4 must be enabled.</li><li>• iDRAC IPv4 DHCP must be enabled.</li><li>• iDRAC IPv6 must be enabled.</li><li>• iDRAC IPv6 auto configuration must be enabled.</li></ul> |
| <b>Legal Values</b> | <ul style="list-style-type: none"><li>· 0 (10 MBit)</li><li>· 1 (100 MBit)</li><li>· 2 (1000 MBit)</li></ul><br><b>NOTE:</b> You cannot manually set the Network Speed to 1000 MBit. This option is available only if <code>cfgNetTuningNicAutoNeg</code> is set to 1 (Enabled).                                                                                                                                                |
| <b>Default</b>      | 1                                                                                                                                                                                                                                                                                                                                                                                                                               |

## cfgNetTuningNicFullDuplex (Read or Write)

Table 354. Details of cfgNetTuningNicFullDuplex

|                     |                                                                                             |
|---------------------|---------------------------------------------------------------------------------------------|
| <b>Description</b>  | Specifies the duplex setting for the NIC.                                                   |
| <b>Legal Values</b> | <ul style="list-style-type: none"><li>· 0 (Half Duplex)</li><li>· 1 (Full Duplex)</li></ul> |
| <b>Default</b>      | 1                                                                                           |
| <b>Dependency</b>   | None                                                                                        |

# cfgNetTuningNicMtu (Read or Write)

Table 355. Details of cfgNetTuningNicMtu

|                     |                                                                  |
|---------------------|------------------------------------------------------------------|
| <b>Description</b>  | Indicated the maximum size of units in bytes transmitted by NIC. |
| <b>Legal Values</b> | 576–1500                                                         |
| <b>Default</b>      | 1500                                                             |

# cfgSensorRedundancy

This group is used to set the power supply redundancy.

The following sections provide information about the objects in the `cfgSensorRedundancy` group.

This group is applicable only for iDRAC on Rack and Tower Servers and not for iDRAC Enterprise on Blade Servers.

# cfgSensorRedundancyCapabilities (Read Only)

Table 356. Details of cfgSensorRedundancyCapabilities

|                     |                                                                                                                                                                                                                                                                                                          |
|---------------------|----------------------------------------------------------------------------------------------------------------------------------------------------------------------------------------------------------------------------------------------------------------------------------------------------------|
| <b>Description</b>  | Returns the redundancy capabilities in the form of a bitmask. This bitmask allows the user to know which values can be set for <code>cfgSensorRedundancyPolicy</code> .                                                                                                                                  |
| <b>Legal Values</b> | A bit mask. More than 1 bit can be set at a time to indicate multiple redundancy support. <ul style="list-style-type: none"><li>· 0- N/A, for systems that are not supported</li><li>· 1- Non-Redundant</li><li>· 2- 1+1 — Redundant</li><li>· 4- 2+1 — Redundant</li><li>· 8- 2+2 — Redundant</li></ul> |
| <b>Default</b>      | 0                                                                                                                                                                                                                                                                                                        |

# cfgSensorRedundancyIndex (Read Only)

Table 357. Details of cfgSensorRedundancyIndex

|                     |                                                                                                        |
|---------------------|--------------------------------------------------------------------------------------------------------|
| <b>Description</b>  | Specifies index for the sensor redundancy group being read. Only power supply redundancy is supported. |
| <b>Legal Values</b> | 1                                                                                                      |
| <b>Default</b>      | None                                                                                                   |

# cfgSensorRedundancyPolicy (Read or Write)

Table 358. Details of cfgSensorRedundancyPolicy

|                     |                                                                                                                                                                                                          |
|---------------------|----------------------------------------------------------------------------------------------------------------------------------------------------------------------------------------------------------|
| <b>Description</b>  | Sets the power supply redundancy policy.                                                                                                                                                                 |
| <b>Legal Values</b> | <ul style="list-style-type: none"><li>· 2 — N/A, for systems that are not supported</li><li>· 3 — Non Redundant</li><li>· 4–1+1 Redundant</li><li>· 4–2+1 Redundant</li><li>· 16–2+2 Redundant</li></ul> |

**Default** Any legal value at that particular execution instance.

## cfgSensorRedundancyStatus (Read Only)

**Table 359. Details of cfgSensorRedundancyStatus**

|                     |                                                                                                                         |
|---------------------|-------------------------------------------------------------------------------------------------------------------------|
| <b>Description</b>  | Indicates the redundancy status. The status is N/A on platforms that do not support the power supply sensor redundancy. |
| <b>Legal Values</b> | String: <ul style="list-style-type: none"><li>· N/A</li><li>· Full</li><li>· Lost</li><li>· Degraded</li></ul>          |
| <b>Default</b>      | None                                                                                                                    |

## cfgVFlashSD

This group is used to configure the properties for the Virtual Flash SD card.

 **NOTE: If the vFlash card is present but is not enabled, the query for any property under this group displays:**

```
ERROR: vFlash is not enabled.
```

To view the properties of this group, enable the vFlash using the command:

```
racadm config -g cfgvFlashSD -o cfgvFlashSDEnable 1
```

The following sections provide information about the objects in the `cfgVFlashSD` group.


## cfgVFlashSDInitialized (Read Only)

**Table 360. Details of cfgVFlashSDInitialized**

|                     |                                                                 |
|---------------------|-----------------------------------------------------------------|
| <b>Description</b>  | Displays whether an SD card is initialized.                     |
| <b>Legal Values</b> | <ul style="list-style-type: none"><li>· 0</li><li>· 1</li></ul> |
| <b>Default</b>      | None                                                            |

## cfgVFlashSDEnable (Read or Write)

**Table 361. Details of cfgVFlashSDEnable**

|                     |                                                                                                                                                                                                                                     |
|---------------------|-------------------------------------------------------------------------------------------------------------------------------------------------------------------------------------------------------------------------------------|
| <b>Description</b>  | Enables or disables the vFlash SD card.<br> <b>NOTE: Disabling vFlashPartition by setting cfgVFlashSDEnable to 0 does not require a license.</b> |
| <b>Legal Values</b> | <ul style="list-style-type: none"><li>· 0 (Disable)</li><li>· 1 (Enable)</li></ul>                                                                                                                                                  |
| <b>Default</b>      | 1                                                                                                                                                                                                                                   |

## cfgVFlashSDSize (Read Only)

Table 362. Details of cfgVFlashSDSize

|                     |                                                            |
|---------------------|------------------------------------------------------------|
| <b>Description</b>  | Displays the size of the vFlash SD card in megabytes (MB). |
| <b>Legal Values</b> | A string of up to 64 characters.                           |
| <b>Default</b>      | <card size>                                                |

## cfgVFlashSDLicensed (Read Only)

Table 363. Details of cfgVFlashSDLicensed

|                     |                                                                                                                                                                                    |
|---------------------|------------------------------------------------------------------------------------------------------------------------------------------------------------------------------------|
| <b>Description</b>  | Displays whether an SD card or vFlash SD card is inserted. The vFlash SD card supports the new enhanced vFlash features and the SD card supports only the limited vFlash features. |
| <b>Legal Values</b> | <ul style="list-style-type: none"><li>· 0 (SD card is inserted)</li><li>· 1 (vFlash SD card is inserted)</li></ul>                                                                 |
| <b>Default</b>      | None                                                                                                                                                                               |

## cfgVFlashSDAvailableSize (Read Only)

Table 364. Details of cfgVFlashSDAvailableSize

|                     |                                                                                                        |
|---------------------|--------------------------------------------------------------------------------------------------------|
| <b>Description</b>  | Displays the available memory (in MB) on the vFlash SD card that can be used to create new partitions. |
| <b>Legal Values</b> | A string of up to 64 characters.                                                                       |
| <b>Default</b>      | If the card is not initialized, default is 0. If initialized, displays the unused memory on the card.  |

## cfgVFlashSDHealth (Read Only)

Table 365. Details of cfgVFlashSDHealth

|                     |                                                                                                                     |
|---------------------|---------------------------------------------------------------------------------------------------------------------|
| <b>Description</b>  | Displays the current health status of the vFlash SD card.                                                           |
| <b>Legal Values</b> | String: <ul style="list-style-type: none"><li>· OK</li><li>· Warning</li><li>· Critical</li><li>· Unknown</li></ul> |
| <b>Default</b>      | OK                                                                                                                  |

## cfgVFlashSDWriteProtect (Read Only)

Table 366. Details of cfgVFlashSDWriteProtect

|                     |                                                                                                                             |
|---------------------|-----------------------------------------------------------------------------------------------------------------------------|
| <b>Description</b>  | Displays whether the physical WriteProtect latch on the vFlash SD card is enabled or disabled.                              |
| <b>Legal Values</b> | <ul style="list-style-type: none"><li>· 0 (vFlash is not write-protected)</li><li>· 1 (vFlash is write-protected)</li></ul> |

**Default** None

## cfgVFlashPartition

This group is used to configure properties for individual partitions on the vFlash SD Card. Up to 16 partitions are supported, indexed from 1 to 16.

**NOTE:** For SD cards, the index value is limited to 1 because only a single partition of size 256MB is allowed.

The following sections provide information about the objects in the `cfgVFlashPartition` group.

### cfgVFlashPartitionIndex (Read Only)

**Table 367. Details of `cfgVFlashPartitionIndex`**

|                     |                                   |
|---------------------|-----------------------------------|
| <b>Description</b>  | The index value of the partition. |
| <b>Legal Values</b> | Integer 1–16                      |
| <b>Default</b>      | None                              |

### cfgVFlashPartitionSize (Read Only)

**Table 368. Details of `cfgVFlashPartitionSize`**

|                     |                                     |
|---------------------|-------------------------------------|
| <b>Description</b>  | Displays the size of the partition. |
| <b>Legal Values</b> | 1 MB to 4 GB                        |
| <b>Default</b>      | None                                |

### cfgVFlashPartitionEmulationType (Read or Write)

**Table 369. Details of `cfgVFlashPartitionEmulationType`**

|                     |                                                                                                 |
|---------------------|-------------------------------------------------------------------------------------------------|
| <b>Description</b>  | View or modify the emulation type for the partition.                                            |
| <b>Legal Values</b> | String: <ul style="list-style-type: none"><li>· HDD</li><li>· Floppy</li><li>· CD-DVD</li></ul> |
| <b>Default</b>      | None                                                                                            |

### cfgVFlashPartitionFlashOSVolLabel (Read Only)

**Table 370. Details of `cfgVFlashPartitionFlashOSVolLabel`**

|                     |                                                                               |
|---------------------|-------------------------------------------------------------------------------|
| <b>Description</b>  | Displays the label for the partition that is visible to the operating system. |
| <b>Legal Values</b> | An alphanumeric string of up to six characters.                               |
| <b>Default</b>      | None                                                                          |



## cfgVFlashPartitionFormatType (Read Only)

Table 371. Details of `cfgVFlashPartitionFormatType`

|                     |                                                                                                                                          |
|---------------------|------------------------------------------------------------------------------------------------------------------------------------------|
| <b>Description</b>  | Displays the format type of the partition.                                                                                               |
| <b>Legal Values</b> | String: <ul style="list-style-type: none"><li>· FAT16</li><li>· FAT32</li><li>· EXT2</li><li>· EXT3</li><li>· CD</li><li>· RAW</li></ul> |
| <b>Default</b>      | None                                                                                                                                     |


## cfgVFlashPartitionAccessType (Read or Write)

Table 372. Details of `cfgVFlashPartitionAccessType`

|                     |                                                                                          |
|---------------------|------------------------------------------------------------------------------------------|
| <b>Description</b>  | Indicates the partition access permissions. It configures the access type to read-write. |
| <b>Legal Values</b> | <ul style="list-style-type: none"><li>· 0 (Read Only)</li><li>· 1 (Read-Write)</li></ul> |
| <b>Default</b>      | 0                                                                                        |

## cfgVFlashPartitionAttachState (Read or Write)

Table 373. Details of `cfgVFlashPartitionAttachState`

|                     |                                                                                                                                                                                                                                                                                    |
|---------------------|------------------------------------------------------------------------------------------------------------------------------------------------------------------------------------------------------------------------------------------------------------------------------------|
| <b>Description</b>  | View or modify the partition to attached or detached.<br> <b>NOTE: Detaching the vFlashPartition by setting the <code>cfgVFlashPartitionAttachState</code> to 0 does not require a license.</b> |
| <b>Legal Values</b> | <ul style="list-style-type: none"><li>· 1 — Attached</li><li>· 0 — Detached</li></ul>                                                                                                                                                                                              |
| <b>Default</b>      | 0 — Detached                                                                                                                                                                                                                                                                       |

## cfgLogging

This group contains parameters to enable or disable the OEM event log filtering.

The following section provide information about the objects in the `cfgLogging` group:

## cfgLoggingSELOEMEventFilterEnable (Read or Write)

Table 374. Details of `cfgLoggingSELOEMEventFilterEnable`

|                     |                                                                                   |
|---------------------|-----------------------------------------------------------------------------------|
| <b>Description</b>  | Enables or disables the SEL Log filtering.                                        |
| <b>Legal Values</b> | <ul style="list-style-type: none"><li>· 0 (Disable)</li><li>· 1(Enable)</li></ul> |

**Default** 0

## cfgRacSecurity

For more information about generating certificate signing requests, see the subcommand `sslcsrgen`.

For the country code, go to the link [http://www.iso.org/iso/country\\_codes/iso\\_3166\\_code\\_lists.htm](http://www.iso.org/iso/country_codes/iso_3166_code_lists.htm)

The following sections provide information about the objects in the `cfgRacSecurity` group.

## cfgRacSecCsrCommonName (Read or Write)

**Table 375. Details of `cfgRacSecCsrCommonName`**

|                     |                                                                                                  |
|---------------------|--------------------------------------------------------------------------------------------------|
| <b>Description</b>  | Specifies the CSR Common Name (CN) that must be an IP or iDRAC name as given in the certificate. |
| <b>Legal Values</b> | A string of up to 64 characters.                                                                 |
| <b>Default</b>      | <blank>                                                                                          |

## cfgRacSecCsrOrganizationName (Read or Write)

**Table 376. Details of `cfgRacSecCsrOrganizationName`**

|                     |                                          |
|---------------------|------------------------------------------|
| <b>Description</b>  | Specifies the CSR Organization Name (O). |
| <b>Legal Values</b> | A string of up to 64 characters.         |
| <b>Default</b>      | <blank>                                  |

## cfgRacSecCsrOrganizationUnit (Read or Write)

**Table 377. Details of `cfgRacSecCsrOrganizationUnit`**

|                     |                                           |
|---------------------|-------------------------------------------|
| <b>Description</b>  | Specifies the CSR Organization Unit (OU). |
| <b>Legal Values</b> | A string of up to 64 characters.          |
| <b>Default</b>      | <blank>                                   |

## cfgRacSecCsrLocalityName (Read or Write)

**Table 378. Details of `cfgRacSecCsrLocalityName`**

|                     |                                   |
|---------------------|-----------------------------------|
| <b>Description</b>  | Specifies the CSR Locality (L).   |
| <b>Legal Values</b> | A string of up to 128 characters. |
| <b>Default</b>      | <blank>                           |

## cfgRacSecCsrStateName (Read or Write)

Table 379. Details of cfgRacSecCsrStateName

|                     |                                   |
|---------------------|-----------------------------------|
| <b>Description</b>  | Specifies the CSR State Name (S). |
| <b>Legal Values</b> | A string of up to 128 characters. |
| <b>Default</b>      | <blank>                           |

## cfgRacSecCsrCountryCode (Read/Write)

Table 380. Details of cfgRacSecCsrCountryCode

|                     |                                      |
|---------------------|--------------------------------------|
| <b>Description</b>  | Specifies the CSR Country Code (CC). |
| <b>Legal Values</b> | A string of 2 alphabet country code. |
| <b>Default</b>      | US                                   |

## cfgRacSecCsrEmailAddr (Read or Write)

Table 381. Details of cfgRacSecCsrEmailAddr

|                     |                                  |
|---------------------|----------------------------------|
| <b>Description</b>  | Specifies the CSR email address. |
| <b>Legal Values</b> | A string of up to 64 characters. |
| <b>Default</b>      | <blank>                          |

### Example

```
racadm config -g cfgRacSecurity
```

```
cfgRacSecCsrKeySize=1024
cfgRacSecCommonName=
cfgRacSecOrganizationName=
cfgRacSecOrganizationUnit=
cfgRacSecLocalityName=
cfgRacSecStateName=
cfgRacSecCountryCode=
cfgRacSecEmailAddr=
```

# Database Objects With Get and Set Commands

This chapter provides the database groups and objects that must be used with the `get` or `set` subcommands. When using the objects, they must begin with FQDD or FQDD alias.

The set operations for iDRAC, Lifecycle Controller, and system objects do not require server restart. However, the set operations for NIC and BIOS objects are staged to apply and commit the pending values.

**NOTE: The attributes with License—Not applicable can be used with iDRAC Basic, iDRAC Express, and iDRAC Enterprise license types.**

- While entering an attribute value that is more than one word, ensure that you enclose the attribute value within single quotation marks in the set command.

Example:

```
racadm>>set system.thermalsettings.ThermalProfile 'Maximum performance'
racadm set system.thermalsettings.ThermalProfile 'Maximum performance'
[Key=system.Embedded.1#ThermalSettings.1]
Object value modified successfully
```

- The staged configuration has the associated pending value in the output of the `get` operation, after it is configured successfully.
- The object values in the BIOS and NIC groups are case-sensitive.
- For NIC objects, the definition of the key format is: `Key = <Device Class>.<Locator>.<Device Number>--<Port Number>[<Partition Number>]#GroupName` where,
  - Device Class: NIC
  - Locator: Integrated, Slot, Mezzanine or Embedded

Example:

```
$racadm get NIC.NICConfig
NIC.NICConfig.1 [Key=NIC.Integrated.1-1#NICConfig]
NIC.NICConfig.2 [Key=NIC.Integrated.1-2#NICConfig]
NIC.NICConfig.3 [Key=NIC.Integrated.1-3#NICConfig]
NIC.NICConfig.4 [Key=NIC.Integrated.1-4#NICConfig]
```

- The link between the NIC instance and the corresponding key varies from system to system depending on the system configuration.
- The command `racadm help` provides a list of all the attributes along with the description.
- To view the help details of group level, enter the following command: `racadm help <group name>`

Example:

```
$racadm help NIC.NICConfig
NICConfig -- (null)
These are the objects supported by the group

BannerMessageTimeout -- Specify the number of seconds that the OptionROM banner is
displayed during POST.
Usage -- Values from 0 - 14
Required License -- RACADM
Dependency -- None

BootOptionROM -- Controls the enablement of legacy Boot Protocols in the
Option ROM.
Usage -- Enabled; Disabled
Required License -- RACADM
Dependency -- None

BootRetryCnt -- Specify the number of retries to attempt in case of boot
failure.
```

```
Usage -- NoRetry - 0;1Retry - 1; 2Retries - 2;3Retries - 3;4Retries -
4; 5Retries - 5;6Retries- 6; IndefiniteRetries, Default - NoRetry
Required License -- RACADM
Dependency -- None
```

```
BootStrapType -- Specify the boot strap method used to boot to the operating
system.
Usage -- AutoDetect - 0;BBS - 1; Int18h - 2; Int19h- 3; Default -
AutoDetect
Required License -- RACADM
Dependency -- None
```

```
HideSetupPrompt -- Specifies whether to display or hide the legacy Option ROM
setup prompt during system Power On Self Test (POST).
Usage -- Enabled; Disabled; Default - Disabled
Required License -- RACADM
Dependency -- None
```

```
LegacyBootProto -- Select a non-UEFI network boot protocol
Usage -- PXE; iSCSI; FCoE; NONE; iSCSIPrimary; iSCSISecondary
Required License -- RACADM
Dependency -- None
```

```
LnkSpeed -- Specifies the port speed used for the selected boot protocol
Usage -- AutoNeg; 10Mbps Half; 10Mbps Full; 100Mbps Half; 100Mbps Full
Required License -- RACADM
Dependency -- None
```

```
NumberVFAdvertised -- The number of PCI Virtual Functions (VFs) to be advertised on
this port in non-NPAR mode.
Usage -- Values from 0 - 256, Default - 0
Required License -- RACADM
Dependency -- VlanMode has to be Enabled
```

```
VlanId -- Specifies the ID (tag) for the VLAN Mode. VLAN ID must be in
the range from 0 to 4095
Usage -- Values from 1 - 4095
Required License -- RACADM
Dependency -- VlanMode has to be Enabled
```

```
VlanMode -- Virtual LAN mode enables use of a VLAN tag to be used by
[vendor defined boot protocols]
Usage -- Enabled; Disabled
Required License -- RACADM
Dependency -- None
```

```
WakeOnLan -- Enables the server to be powered on using an in-band magic
packet
Usage -- Enabled; Disabled
Required License -- RACADM
Dependency -- None
```

```
WakeOnLanLnkSpeed -- Select the port speed used for Wake on LAN mode
Usage -- AutoNeg; 10Mbps Half; 10Mbps Full; 100Mbps Half; 100Mbps Full
Required License -- RACADM
Dependency -- None
```

- To view the help details of attribute level, enter the following command: `racadm help <attribute name>`

Example:

```
/tmp # racadm help NIC.NICConfig.WakeOnLanLnkSpeed
WakeOnLanLnkSpeed -- Select the port speed used for Wake on LAN mode
Usage -- AutoNeg; 10Mbps Half; 10Mbps Full; 100Mbps Half; 100Mbps Full
Required License -- RACADM
Dependency -- None/tmp #
```

- The get and set commands for BIOS and NIC provide the list of attributes on the basis of the system configuration, BIOS version used, hardware, and so on.

## Topics:

- System.AcquisitionInfo
- System.Backplane
- System.SC-BMC
- System.ChassisControl
- System.ChassisInfo
- System.DepreciationInfo
- System.ExtWarrantyInfo
- System.LCD
- System.LeaseInfo
- System.MaintenanceInfo
- System.OutsourceInfo
- System.OwnerInfo
- System.ServerTopology
- System.ServiceContract
- System.PCIESlotLFM
- System.Power
- System.Power.Supply
- System.QuickSync
- System.ServerOS
- System.Serverpwr
- System.Storage
- System.SupportInfo
- System.SystemInfo
- System.ThermalSettings
- System.ThermalConfig
- System.USBFront
- System.WarrantyInfo
- LifecycleController.LCAttributes
- iDRAC.ActiveDirectory
- iDRAC.ADGroup
- iDRAC.AutoOSLockGroup
- iDRAC.EmailAlert
- iDRAC.GroupManager
- iDRAC.GUI
- iDRAC.Info
- iDRAC.IOIDOpt
- iDRAC.IPBlocking
- iDRAC.IPMILan
- iDRAC.IPMISerial
- iDRAC.IPMISOL
- iDRAC.IPv4
- iDRAC.IPv4Static
- iDRAC.IPv6
- iDRAC.IPv6Static
- iDRAC.IPv6URL
- iDRAC.KMS
- iDRAC.LDAP
- iDRAC.LDAPRoleGroup
- iDRAC.LocalSecurity
- iDRAC.Logging
- iDRAC.Lockdown
- iDRAC.NIC
- iDRAC.NICStatic
- iDRAC.NTPConfigGroup
- iDRAC.OS-BMC
- iDRAC.RemoteHost.SMTPPort (Read or Write)
- iDRAC.PcieVdm.Enable

- iDRAC.Racadm
- iDRAC.Redfish
- iDRAC.Redfisheventing
- iDRAC.RemoteHosts
- iDRAC.RFS
- iDRAC.RSM
- iDRAC.Security
- iDRAC.SEKM
- iDRAC.SEKMCert
- iDRAC.Serial
- iDRAC.SerialRedirection
- iDRAC.serverboot
- iDRAC.ServiceModule
- iDRAC.SmartCard
- iDRAC.SNMP
- iDRAC.SupportAssist
- iDRAC.SNMPAlert
- iDRAC.SSH
- iDRAC.SwitchConnectionView (Read Only)
- iDRAC.SysLog
- iDRAC.Telnet
- iDRAC.Time
- iDRAC.DefaultCredentialMitigationConfigGroup
- iDRAC.Update
- iDRAC.USB
- iDRAC.UserDomain
- iDRAC.Users
- iDRAC.vflashpartition
- iDRAC.vflashsd
- iDRAC.VirtualConsole
- iDRAC.VirtualMedia
- iDRAC.VNCServer
- iDRAC.WebServer
- BIOS.BiosBootSettings
- BIOS.IntegratedDevices
- BIOS.EmbServerMgmt
- BIOS.MemSettings
- BIOS.MiscSettings
- BIOS.NetworkSettings
- BIOS.OneTimeBoot
- BIOS.ProcSettings
- BIOS.ProxyAttributes
- BIOS.PxeDev1Settings
- BIOS.SataSettings
- BIOS.SerialCommSettings
- BIOS.SlotDisablement
- BIOS.SysInformation
- BIOS.SysProfileSettings
- BIOS.SysSecurity
- BIOS.UefiBootSettings
- FC.FCDevice
- FC.FCTarget
- FC.HBAConfig
- FC.PortConfig
- NIC.ConfigureForm
- NIC.DCBSSettings
- NIC.DeviceLevelConfig

- [NIC.FCOECapabilities](#)
- [NIC.FCoEConfiguration](#)
- [NIC.FCoEGenParams](#)
- [NIC.FrmwImgMenu](#)
- [NIC.GlobalBandwidthAllocation](#)
- [NIC.IscsiFirstTgtParams](#)
- [NIC.IscsiGenParams](#)
- [NIC.IscsiInitiatorParams](#)
- [NIC.IscsiSecondaryDeviceParams](#)
- [NIC.IscsiSecondTgtParams](#)
- [NIC.NICConfig](#)
- [NIC.NICPartitioningConfig](#)
- [NIC.VndrConfigGroup](#)
- [Storage.Controller](#)
- [Storage.enclosure](#)
- [Storage.PhysicalDisk](#)
- [Storage.VirtualDisk](#)

## System.AcquisitionInfo

This group contains the attributes that provides details about `System.AcquisitionInfo`.

### System.AcquisitionInfo.CostCenter (Read or Write)

|                         |                                                                                                             |
|-------------------------|-------------------------------------------------------------------------------------------------------------|
| <b>Description</b>      | Identifying information for the accounting unit within the purchasing company that authorized the purchase. |
| <b>Legal Values</b>     | None                                                                                                        |
| <b>Default Values</b>   | None                                                                                                        |
| <b>Write Privilege</b>  | Configure iDRAC                                                                                             |
| <b>License Required</b> | RACADM                                                                                                      |
| <b>Dependency</b>       | None                                                                                                        |

### System.AcquisitionInfo.Expensed (Read or Write)

|                         |                                                                                                                                          |
|-------------------------|------------------------------------------------------------------------------------------------------------------------------------------|
| <b>Description</b>      | Determines whether the cost of the system was subtracted from the budget of a particular person or department in the purchasing company. |
| <b>Legal Values</b>     | <ul style="list-style-type: none"> <li>• 0-Yes</li> <li>• 1-No</li> </ul>                                                                |
| <b>Default Values</b>   | <ul style="list-style-type: none"> <li>• 1</li> </ul>                                                                                    |
| <b>Write Privilege</b>  | Configure iDRAC                                                                                                                          |
| <b>License Required</b> | Not Applicable                                                                                                                           |
| <b>Dependency</b>       | None                                                                                                                                     |

### System.AcquisitionInfo.InstallDate (Read or Write)

|                        |                                                                 |
|------------------------|-----------------------------------------------------------------|
| <b>Description</b>     | Date the system was put into service by the purchasing company. |
| <b>Legal Values</b>    | None                                                            |
| <b>Default Values</b>  | None                                                            |
| <b>Write Privilege</b> | Configure iDRAC                                                 |



|                         |                |
|-------------------------|----------------|
| <b>License Required</b> | Not Applicable |
| <b>Dependency</b>       | None           |

## System.AcquisitionInfo.PONumber (Read or Write)

|                         |                                                                 |
|-------------------------|-----------------------------------------------------------------|
| <b>Description</b>      | Number of the purchase order that authorized buying the system. |
| <b>Legal Values</b>     | None                                                            |
| <b>Default Values</b>   | . 0                                                             |
| <b>Write Privilege</b>  | Configure iDRAC                                                 |
| <b>License Required</b> | Not Applicable                                                  |
| <b>Dependency</b>       | None                                                            |

## System.AcquisitionInfo.PurchaseCost (Read or Write)

|                         |                                                                                    |
|-------------------------|------------------------------------------------------------------------------------|
| <b>Description</b>      | Value expressed in currency unit that was paid for the system, for example, 25000. |
| <b>Legal Values</b>     | None                                                                               |
| <b>Default Values</b>   | . 0                                                                                |
| <b>Write Privilege</b>  | Configure iDRAC                                                                    |
| <b>License Required</b> | Not Applicable                                                                     |
| <b>Dependency</b>       | None                                                                               |

## System.AcquisitionInfo.PurchaseDate (Read or Write)

|                         |                                                              |
|-------------------------|--------------------------------------------------------------|
| <b>Description</b>      | Date the transaction for acquiring the system was completed. |
| <b>Legal Values</b>     | None                                                         |
| <b>Default Values</b>   | None                                                         |
| <b>Write Privilege</b>  | Configure iDRAC                                              |
| <b>License Required</b> | Not Applicable                                               |
| <b>Dependency</b>       | None                                                         |

## System.AcquisitionInfo.Vendor (Read Only)

|                         |                                               |
|-------------------------|-----------------------------------------------|
| <b>Description</b>      | Company who sold the system to the purchaser. |
| <b>Legal Values</b>     | None                                          |
| <b>Default Values</b>   | . Dell                                        |
| <b>Write Privilege</b>  | Configure iDRAC                               |
| <b>License Required</b> | Not Applicable                                |
| <b>Dependency</b>       | None                                          |

## System.AcquisitionInfo.WayBill (Read or Write)

|                    |                                                                                     |
|--------------------|-------------------------------------------------------------------------------------|
| <b>Description</b> | Identifying information for the waybill or delivery slip, such as a waybill number. |
|--------------------|-------------------------------------------------------------------------------------|

|                         |                 |
|-------------------------|-----------------|
| <b>Legal Values</b>     | None            |
| <b>Default Values</b>   | . 0             |
| <b>Write Privilege</b>  | Configure iDRAC |
| <b>License Required</b> | Not Applicable  |
| <b>Dependency</b>       | None            |

## System.AcquisitionInfo.WhoSigned (Read or Write)

|                         |                                             |
|-------------------------|---------------------------------------------|
| <b>Description</b>      | Person who accepted delivery of the system. |
| <b>Legal Values</b>     | None                                        |
| <b>Default Values</b>   | None                                        |
| <b>Write Privilege</b>  | Configure iDRAC                             |
| <b>License Required</b> | Not Applicable                              |
| <b>Dependency</b>       | None                                        |

## System.Backplane

The objects in this group manage the backplane.

## System.Backplane.BackplaneBusMode (Read Only)

**Table 382. Details of System.Backplane.BackplaneBusMode**

|                         |                                                                              |
|-------------------------|------------------------------------------------------------------------------|
| <b>Description</b>      | Indicates the backplane Serial General Purpose Input or Output (SGPIO) mode. |
| <b>Legal Values</b>     | . 0 — Unknown<br>. 1 — I2C<br>. 2 — SGPIO                                    |
| <b>Default Value</b>    | 1 — I2C                                                                      |
| <b>Write Privilege</b>  | Configure iDRAC                                                              |
| <b>License Required</b> | iDRAC Express or iDRAC Enterprise                                            |
| <b>Dependency</b>       | None                                                                         |

## System.SC-BMC

To control the chassis-related events, use this group.

 **NOTE:** The `System.Chassis` group is deprecated and replaced with `System.SC-BMC` group.

## System.SC-BMC.ChassisInfraPower (Read)

**Table 383. Details of System.SC-BMC.ChassisInfraPower**

|                        |                                   |
|------------------------|-----------------------------------|
| <b>Description</b>     | Indicates the Chassis Infra power |
| <b>Legal Values</b>    | 0–2400 Watts                      |
| <b>Default value</b>   | Not Applicable                    |
| <b>Write Privilege</b> | Not Applicable                    |

|                         |                |
|-------------------------|----------------|
| <b>License Required</b> | Not Applicable |
| <b>Dependency</b>       | None           |

## System.SC-BMC.ChassisPowerCap (Read)

**Table 384. Details of System.SC-BMC.ChassisPowerCap**

|                         |                                |
|-------------------------|--------------------------------|
| <b>Description</b>      | Indicates the Chassis Powercap |
| <b>Legal Values</b>     | 0–2400 Watts                   |
| <b>Default value</b>    | Not Applicable                 |
| <b>Write Privilege</b>  | Not Applicable                 |
| <b>License Required</b> | Not Applicable                 |
| <b>Dependency</b>       | None                           |

## System.ChassisControl

The objects in this group are applicable only to modular chassis such as Dell PowerEdge M1000e. To control the chassis related events, use this group.

## System.ChassisControl.ChassisManagementMonitoring (Read or Write)

**Table 385. Details of System.ChassisControl.ChassisManagementMonitoring**

|                         |                                                                                         |
|-------------------------|-----------------------------------------------------------------------------------------|
| <b>Description</b>      | Enables or disables the event forwarding from CMC.                                      |
| <b>Legal Values</b>     | <ul style="list-style-type: none"> <li>· 0 — Disabled</li> <li>· 1 — Enabled</li> </ul> |
| <b>Default value</b>    | 1 — Enabled                                                                             |
| <b>Write Privilege</b>  | Server Control                                                                          |
| <b>License Required</b> | Base                                                                                    |
| <b>Dependency</b>       | ChassisMangementAt server object.                                                       |

## System.ChassisInfo

The objects in this group are applicable only to modular chassis such as Dell PowerEdge M1000e. To obtain the chassis-specific information, use this group.

## System.ChassisInfo.ChassisType(Read or Write)

**Table 386. Details of System.ChassisInfo.ChassisType**

|                      |                                                                                                                  |
|----------------------|------------------------------------------------------------------------------------------------------------------|
| <b>Description</b>   | Specifies the chassis type                                                                                       |
| <b>Legal Values</b>  | <ul style="list-style-type: none"> <li>· 9-Data Not Available</li> <li>· 11-M1000e</li> <li>· 16-VRTX</li> </ul> |
| <b>Default Value</b> | 0                                                                                                                |

|                         |                 |
|-------------------------|-----------------|
| <b>Write privilege</b>  | Configure iDRAC |
| <b>License Required</b> | Not Applicable  |
| <b>Dependency</b>       | None            |

## System.ChassisInfo.ConnectionState(Read or Write)

**NOTE:** The `System.ChassisInfo.Model` attribute is deprecated and replaced with `System.ChassisInfo.ConnectionState` attribute.

**Table 387. Details of System.ChassisInfo.ConnectionState**

|                         |                                                                                                                              |
|-------------------------|------------------------------------------------------------------------------------------------------------------------------|
| <b>Description</b>      | Indicates the chassis connection state                                                                                       |
| <b>Legal Values</b>     | <ul style="list-style-type: none"> <li>· 0-Unknown</li> <li>· 1-Disconnected/Offline</li> <li>· 2-Connected/Ready</li> </ul> |
| <b>Default Value</b>    | 0-Unknown                                                                                                                    |
| <b>Write privilege</b>  | Configure iDRAC                                                                                                              |
| <b>License Required</b> | RACADM                                                                                                                       |
| <b>Dependency</b>       | None                                                                                                                         |

## System.ChassisInfo.FirmwareVersion (Read or Write)

**Table 388. Details of System.ChassisInfo.FirmwareVersion**

|                         |                                         |
|-------------------------|-----------------------------------------|
| <b>Description</b>      | Specifies the chassis firmware version. |
| <b>Legal Values</b>     | String of up to 255 ASCII characters    |
| <b>Default Value</b>    | None                                    |
| <b>Write privilege</b>  | Configure iDRAC                         |
| <b>License Required</b> | RACADM                                  |
| <b>Dependency</b>       | None                                    |

## System.ChassisInfo.IPV4Address (Read or Write)

**Table 389. Details of System.ChassisInfo.IPV4Address**

|                         |                                                 |
|-------------------------|-------------------------------------------------|
| <b>Description</b>      | Displays the enclosure controller IPV4 address. |
| <b>Legal Values</b>     | String of up to 255 ASCII characters            |
| <b>Default Value</b>    | None                                            |
| <b>Write privilege</b>  | Configure iDRAC                                 |
| <b>License Required</b> | RACADM                                          |
| <b>Dependency</b>       | None                                            |

## System.ChassisInfo.IPV6Address (Read or Write)

**Table 390. Details of System.ChassisInfo.IPV6Address**

|                     |                                      |
|---------------------|--------------------------------------|
| <b>Description</b>  | Displays the chassis IPv6 address.   |
| <b>Legal Values</b> | String of up to 255 ASCII characters |

|                         |                 |
|-------------------------|-----------------|
| <b>Default Value</b>    | None            |
| <b>Write privilege</b>  | Configure iDRAC |
| <b>License Required</b> | RACADM          |
| <b>Dependency</b>       | None            |

## System.ChassisModel (Read Only)

**NOTE:** The `System.ChassisInfo.Model` attribute is deprecated and replaced with `ChassisModel` attribute.

**Table 391. Details of ChassisModel**

|                         |                                             |
|-------------------------|---------------------------------------------|
| <b>Description</b>      | Indicates the LCD string the user modifies. |
| <b>Legal Values</b>     | String of up to 62 ASCII characters         |
| <b>Default Value</b>    | None                                        |
| <b>Write privilege</b>  | Not Applicable                              |
| <b>License Required</b> | Not Applicable                              |
| <b>Dependency</b>       | None                                        |

## System.ChassisName (Read Only)

**NOTE:** The `System.ChassisInfo.Name` attribute is deprecated and replaced with `System.ChassisName` attribute.

**Table 392. Details of System.ChassisName attribute**

|                         |                                                             |
|-------------------------|-------------------------------------------------------------|
| <b>Description</b>      | Provides the name of the chassis. For example: CMC-nobel01. |
| <b>Legal Values</b>     | String of up to 62 ASCII characters                         |
| <b>Default Value</b>    | None                                                        |
| <b>Write Privilege</b>  | Not Applicable                                              |
| <b>License Required</b> | Not Applicable                                              |
| <b>Dependency</b>       | None                                                        |

## System.ChassisServiceTag (Read Only)

**NOTE:** The `System.ChassisInfo.ServiceTag` attribute is deprecated and replaced with `System.ChassisServiceTag` attribute.

**Table 393. Details of System.ChassisServiceTag**

|                         |                                          |
|-------------------------|------------------------------------------|
| <b>Description</b>      | Provides the Service Tag of the chassis. |
| <b>Legal Values</b>     | String of up to 62 ASCII characters      |
| <b>Default Value</b>    | None                                     |
| <b>Write Privilege</b>  | Not Applicable                           |
| <b>License Required</b> | Not Applicable                           |
| <b>Dependency</b>       | None                                     |

## System.CustomAsset

This group contains the attributes that provides details about `System.CustomAsset`.

## System.CustomAsset.Label (Read or Write)

|                         |                     |
|-------------------------|---------------------|
| <b>Description</b>      | Custom Asset label. |
| <b>Legal Values</b>     | None                |
| <b>Default Values</b>   | None                |
| <b>Write Privilege</b>  | Configure iDRAC     |
| <b>License Required</b> | Not Applicable      |
| <b>Dependency</b>       | None                |

## System.CustomAsset.Value (Read or Write)

|                         |                    |
|-------------------------|--------------------|
| <b>Description</b>      | Custom Asset value |
| <b>Legal Values</b>     | None               |
| <b>Default Values</b>   | None               |
| <b>Write Privilege</b>  | Configure iDRAC    |
| <b>License Required</b> | Not Applicable     |
| <b>Dependency</b>       | None               |

## System.DepreciationInfo

This group contains the attributes that provides details about System.DepreciationInfo.

### System.DepreciationInfo.Duration (Read or Write)

|                         |                                                                             |
|-------------------------|-----------------------------------------------------------------------------|
| <b>Description</b>      | Displays the duration for which the depreciation value is being calculated. |
| <b>Legal Values</b>     | None                                                                        |
| <b>Default Values</b>   | . 0                                                                         |
| <b>Write Privilege</b>  | Configure iDRAC                                                             |
| <b>License Required</b> | Not Applicable                                                              |
| <b>Dependency</b>       | None                                                                        |

### System.DepreciationInfo.DurationUnit (Read or Write)

|                         |                                                                              |
|-------------------------|------------------------------------------------------------------------------|
| <b>Description</b>      | Indicates the duration in months or years.                                   |
| <b>Legal Values</b>     | <ul style="list-style-type: none"><li>. 0-Months</li><li>. 1-Years</li></ul> |
| <b>Default Values</b>   | . 0                                                                          |
| <b>Write Privilege</b>  | Configure iDRAC                                                              |
| <b>License Required</b> | Not Applicable                                                               |
| <b>Dependency</b>       | None                                                                         |

### System.DepreciationInfo.Method (Read or Write)

|                    |                                                                               |
|--------------------|-------------------------------------------------------------------------------|
| <b>Description</b> | Displays the steps and assumptions used to compute the system's depreciation. |
|--------------------|-------------------------------------------------------------------------------|

|                         |                 |
|-------------------------|-----------------|
| <b>Legal Values</b>     | None            |
| <b>Default Values</b>   | None            |
| <b>Write Privilege</b>  | Configure iDRAC |
| <b>License Required</b> | Not Applicable  |
| <b>Dependency</b>       | None            |

## System.DepreciationInfo.Percentage (Read or Write)

|                         |                                                                                                                                                                                        |
|-------------------------|----------------------------------------------------------------------------------------------------------------------------------------------------------------------------------------|
| <b>Description</b>      | Indicates the portion of 100 that an asset is devalued or depreciated. If the duration of depreciation is 5 years, and the method is straight line, then the percentage is 20 percent. |
| <b>Legal Values</b>     | None                                                                                                                                                                                   |
| <b>Default Values</b>   | . 0                                                                                                                                                                                    |
| <b>Write Privilege</b>  | Configure iDRAC                                                                                                                                                                        |
| <b>License Required</b> | Not Applicable                                                                                                                                                                         |
| <b>Dependency</b>       | None                                                                                                                                                                                   |

## System.ExtWarrantyInfo

This group contains the attributes that provides details about System.ExtWarrantyInfo

### System.ExtWarrantyInfo.Cost (Read or Write)

|                         |                                                              |
|-------------------------|--------------------------------------------------------------|
| <b>Description</b>      | Displays the total cost of the warranty service on a system. |
| <b>Legal Values</b>     | None                                                         |
| <b>Default Values</b>   | . 0                                                          |
| <b>Write Privilege</b>  | Configure iDRAC                                              |
| <b>License Required</b> | Not Applicable                                               |
| <b>Dependency</b>       | None                                                         |

### System.ExtWarrantyInfo.EndDate (Read or Write)

|                         |                                                        |
|-------------------------|--------------------------------------------------------|
| <b>Description</b>      | Displays the date that extended warranty service ends. |
| <b>Legal Values</b>     | None                                                   |
| <b>Default Values</b>   | None                                                   |
| <b>Write Privilege</b>  | Configure iDRAC                                        |
| <b>License Required</b> | Not Applicable                                         |
| <b>Dependency</b>       | None                                                   |

### System.ExtWarrantyInfo.Provider (Read or Write)

|                       |                                                                                           |
|-----------------------|-------------------------------------------------------------------------------------------|
| <b>Description</b>    | Displays the name of the business that is providing warranty service to the system owner. |
| <b>Legal Values</b>   | None                                                                                      |
| <b>Default Values</b> | None                                                                                      |

|                         |                 |
|-------------------------|-----------------|
| <b>Write Privilege</b>  | Configure iDRAC |
| <b>License Required</b> | Not Applicable  |
| <b>Dependency</b>       | None            |

## System.ExtWarrantyInfo.StartDate (Read or Write)

|                         |                                                                                                                   |
|-------------------------|-------------------------------------------------------------------------------------------------------------------|
| <b>Description</b>      | Displays the date that extended warranty service begins. This date usually follows the standard warranty service. |
| <b>Legal Values</b>     | None                                                                                                              |
| <b>Default Values</b>   | None                                                                                                              |
| <b>Write Privilege</b>  | Configure iDRAC                                                                                                   |
| <b>License Required</b> | Not Applicable                                                                                                    |
| <b>Dependency</b>       | None                                                                                                              |

## System.LCD

This group enables you to manage the front panel LCD user string settings.

The following section provides information about the objects in the System.LCD group.

**NOTE:** The `System.LCD get` and `set` command works on iDRAC on Blade Server, even if the LCD is not present on the server.

**NOTE:** You can change the LCD group attributes for monolithic servers even if the LCD is not present on servers.

## System.LCD.Configuration (Read or Write)

**Table 394. Details of System.LCD.Configuration**

|                         |                                                                                                                                                                                                                                                                                                                                                                           |
|-------------------------|---------------------------------------------------------------------------------------------------------------------------------------------------------------------------------------------------------------------------------------------------------------------------------------------------------------------------------------------------------------------------|
| <b>Description</b>      | Current LCD configuration.                                                                                                                                                                                                                                                                                                                                                |
| <b>Legal Values</b>     | <ul style="list-style-type: none"> <li>· 0 — User Defined</li> <li>· 1 — Model Name</li> <li>· 2 — None</li> <li>· 4 — iDRAC IPv4Address</li> <li>· 8 — iDRAC MAC Address</li> <li>· 16 — OS System Name</li> <li>· 32 — Service Tag</li> <li>· 64 — IPv6Address</li> <li>· 128 — Ambient Temperature</li> <li>· 256 — System Watts</li> <li>· 512 — Asset Tag</li> </ul> |
| <b>Default Value</b>    | 32 — Service Tag                                                                                                                                                                                                                                                                                                                                                          |
| <b>Write Privilege</b>  | Configure iDRAC and Configure User                                                                                                                                                                                                                                                                                                                                        |
| <b>License Required</b> | iDRAC Express or iDRAC Enterprise                                                                                                                                                                                                                                                                                                                                         |
| <b>Dependency</b>       | None                                                                                                                                                                                                                                                                                                                                                                      |



# System.LCD.vConsoleIndication (Read or Write)

Table 395. Details of System.LCD.vConsoleIndication

|                         |                                                                                            |
|-------------------------|--------------------------------------------------------------------------------------------|
| <b>Description</b>      | Specifies the virtual console indication.                                                  |
| <b>Legal Values</b>     | <ul style="list-style-type: none"><li>· Enabled</li><li>· Disabled</li></ul>               |
| <b>Default Value</b>    | Enabled                                                                                    |
| <b>Write Privilege</b>  | <ul style="list-style-type: none"><li>· Configure iDRAC</li><li>· Configure User</li></ul> |
| <b>License Required</b> | iDRAC Express or iDRAC Enterprise                                                          |
| <b>Dependency</b>       | None                                                                                       |


# System.LCD.CurrentDisplay (Read Only)

Table 396. Details of System.LCD.CurrentDisplay

|                         |                                            |
|-------------------------|--------------------------------------------|
| <b>Description</b>      | The string currently displayed on the LCD. |
| <b>Legal Values</b>     | None                                       |
| <b>Default Value</b>    | Not Applicable                             |
| <b>Write Privilege</b>  | Not Applicable                             |
| <b>License Required</b> | iDRAC Express or iDRAC Enterprise          |
| <b>Dependency</b>       | None                                       |

# System.LCD.LCDUserString (Read or Write)

Table 397. Details of System.LCD.LCDUserString

|                         |                                                                                                                                                                                                                                                       |
|-------------------------|-------------------------------------------------------------------------------------------------------------------------------------------------------------------------------------------------------------------------------------------------------|
| <b>Description</b>      | Indicates the LCD string set.<br> <b>NOTE: This property is deprecated from version 2.00.00.00. Use the System.LCD.UserDefinedString to perform the operation.</b> |
| <b>Legal Values</b>     | String of up to 62 ASCII characters                                                                                                                                                                                                                   |
| <b>Default Value</b>    | 0                                                                                                                                                                                                                                                     |
| <b>Write Privilege</b>  | Not Applicable                                                                                                                                                                                                                                        |
| <b>License Required</b> | Not Applicable                                                                                                                                                                                                                                        |
| <b>Dependency</b>       | Not Applicable                                                                                                                                                                                                                                        |

# System.LCD.QualifierTemp (Read or Write)

Table 398. Details of System.LCD.QualifierTemp

|                      |                                                                 |
|----------------------|-----------------------------------------------------------------|
| <b>Description</b>   | Specifies the ambient temperature qualifier.                    |
| <b>Legal Values</b>  | <ul style="list-style-type: none"><li>· C</li><li>· F</li></ul> |
| <b>Default Value</b> | C                                                               |

|                         |                                   |
|-------------------------|-----------------------------------|
| <b>Write Privilege</b>  | Configure iDRAC                   |
| <b>License Required</b> | iDRAC Express or iDRAC Enterprise |
| <b>Dependency</b>       | None                              |

## System.LCD.QualifierWatt (Read or Write)

Table 399. Details of System.LCD.QualifierWatt

|                         |                                                                                   |
|-------------------------|-----------------------------------------------------------------------------------|
| <b>Description</b>      | Specifies the system Watt qualifier.                                              |
| <b>Legal Values</b>     | <ul style="list-style-type: none"> <li>· Watts</li> <li>· BTU per hour</li> </ul> |
| <b>Default Value</b>    | Watts                                                                             |
| <b>Write Privilege</b>  | Configure iDRAC                                                                   |
| <b>License Required</b> | iDRAC Express or iDRAC Enterprise                                                 |
| <b>Dependency</b>       | None                                                                              |

## System.LCD.UserDefinedString (Read or Write)

Table 400. Details of System.LCD.UserDefinedString

|                         |                                                                |
|-------------------------|----------------------------------------------------------------|
| <b>Description</b>      | Indicates the LCD string set.                                  |
| <b>Legal Values</b>     | String of up to 62 ASCII characters                            |
| <b>Default Value</b>    | 0                                                              |
| <b>Write Privilege</b>  | Not Applicable                                                 |
| <b>License Required</b> | Not Applicable                                                 |
| <b>Dependency</b>       | Cannot be configured unless LCD Configuration is user defined. |

## System.LeaseInfo

This group contains the attributes that provides details about System.LeaseInfo.

### System.LeaseInfo.Buyout (Read or Write)

|                         |                                                                                      |
|-------------------------|--------------------------------------------------------------------------------------|
| <b>Description</b>      | Indicates the amount of money you would have to pay to own a system you are leasing. |
| <b>Legal Values</b>     | None                                                                                 |
| <b>Default Values</b>   | <ul style="list-style-type: none"> <li>· 0</li> </ul>                                |
| <b>Write Privilege</b>  | Configure iDRAC                                                                      |
| <b>License Required</b> | Not Applicable                                                                       |
| <b>Dependency</b>       | None                                                                                 |

### System.LeaseInfo.EndDate (Read or Write)

|                       |                                                                                     |
|-----------------------|-------------------------------------------------------------------------------------|
| <b>Description</b>    | Displays the agreed upon day, month, and year that the lease is no longer in force. |
| <b>Legal Values</b>   | None                                                                                |
| <b>Default Values</b> | None                                                                                |

|                         |                 |
|-------------------------|-----------------|
| <b>Write Privilege</b>  | Configure iDRAC |
| <b>License Required</b> | Not Applicable  |
| <b>Dependency</b>       | None            |

## System.LeaseInfo.FairValue (Read or Write)

|                         |                                                                                                                                     |
|-------------------------|-------------------------------------------------------------------------------------------------------------------------------------|
| <b>Description</b>      | Refers to an arrangement that allows a customer to purchase systems at the end of the lease for its then current fair market value. |
| <b>Legal Values</b>     | None                                                                                                                                |
| <b>Default Values</b>   | . 0                                                                                                                                 |
| <b>Write Privilege</b>  | Configure iDRAC                                                                                                                     |
| <b>License Required</b> | Not Applicable                                                                                                                      |
| <b>Dependency</b>       | None                                                                                                                                |

## System.LeaseInfo.Lessor (Read or Write)

|                         |                                                                                  |
|-------------------------|----------------------------------------------------------------------------------|
| <b>Description</b>      | Displays the name of the business entity that is leasing the system to the user. |
| <b>Legal Values</b>     | None                                                                             |
| <b>Default Values</b>   | None                                                                             |
| <b>Write Privilege</b>  | Configure iDRAC                                                                  |
| <b>License Required</b> | Not Applicable                                                                   |
| <b>Dependency</b>       | None                                                                             |

## System.LeaseInfo.MultiSched (Read or Write)

|                         |                                                                                              |
|-------------------------|----------------------------------------------------------------------------------------------|
| <b>Description</b>      | Indicates whether the cost of leasing the system is computed by more than one rate schedule. |
| <b>Legal Values</b>     | . 0-Yes<br>. 1-No                                                                            |
| <b>Default Values</b>   | . 1                                                                                          |
| <b>Write Privilege</b>  | Configure iDRAC                                                                              |
| <b>License Required</b> | Not Applicable                                                                               |
| <b>Dependency</b>       | None                                                                                         |

## System.LeaseInfo.RateFactor (Read or Write)

|                         |                                                          |
|-------------------------|----------------------------------------------------------|
| <b>Description</b>      | Displays the factor used to calculate the lease payment. |
| <b>Legal Values</b>     | None                                                     |
| <b>Default Values</b>   | . 0                                                      |
| <b>Write Privilege</b>  | Configure iDRAC                                          |
| <b>License Required</b> | Not Applicable                                           |
| <b>Dependency</b>       | None                                                     |

## System.MaintenanceInfo

This group contains the attributes that provides details about System.MaintenanceInfo.

### System.MaintenanceInfo.EndDate (Read or Write)

|                         |                                 |
|-------------------------|---------------------------------|
| <b>Description</b>      | The date that maintenance ends. |
| <b>Legal Values</b>     | None                            |
| <b>Default Values</b>   | None                            |
| <b>Write Privilege</b>  | Configure iDRAC                 |
| <b>License Required</b> | Not Applicable                  |
| <b>Dependency</b>       | None                            |

### System.MaintenanceInfo.Provider (Read or Write)

|                         |                                                            |
|-------------------------|------------------------------------------------------------|
| <b>Description</b>      | The business entity that provides maintenance on a system. |
| <b>Legal Values</b>     | None                                                       |
| <b>Default Values</b>   | None                                                       |
| <b>Write Privilege</b>  | Configure iDRAC                                            |
| <b>License Required</b> | Not Applicable                                             |
| <b>Dependency</b>       | None                                                       |

### System.MaintenanceInfo.Restrictions (Read or Write)

|                         |                                                                        |
|-------------------------|------------------------------------------------------------------------|
| <b>Description</b>      | Any exclusions that apply to the maintenance agreement for the system. |
| <b>Legal Values</b>     | None                                                                   |
| <b>Default Values</b>   | None                                                                   |
| <b>Write Privilege</b>  | Configure iDRAC                                                        |
| <b>License Required</b> | Not Applicable                                                         |
| <b>Dependency</b>       | None                                                                   |

### System.MaintenanceInfo.StartDate (Read or Write)

|                         |                                   |
|-------------------------|-----------------------------------|
| <b>Description</b>      | The date that maintenance begins. |
| <b>Legal Values</b>     | None                              |
| <b>Default Values</b>   | None                              |
| <b>Write Privilege</b>  | Configure iDRAC                   |
| <b>License Required</b> | Not Applicable                    |
| <b>Dependency</b>       | None                              |

## System.OutsourceInfo

This group contains the attributes that provides details about System.OutsourceInfo.

## System.OutsourceInfo.ProbComp (Read or Write)

|                         |                                                                                        |
|-------------------------|----------------------------------------------------------------------------------------|
| <b>Description</b>      | Component of the system that requires corrective action such as repair or replacement. |
| <b>Legal Values</b>     | None                                                                                   |
| <b>Default Values</b>   | None                                                                                   |
| <b>Write Privilege</b>  | Configure iDRAC                                                                        |
| <b>License Required</b> | Not Applicable                                                                         |
| <b>Dependency</b>       | None                                                                                   |

## System.OutsourceInfo.ProviderFee (Read or Write)

|                         |                                                                        |
|-------------------------|------------------------------------------------------------------------|
| <b>Description</b>      | Defines any additional fee invoiced by the outsource service provider. |
| <b>Legal Values</b>     | None                                                                   |
| <b>Default Values</b>   | . 0                                                                    |
| <b>Write Privilege</b>  | Configure iDRAC                                                        |
| <b>License Required</b> | Not Applicable                                                         |
| <b>Dependency</b>       | None                                                                   |

## System.OutsourceInfo.ServiceFee (Read or Write)

|                         |                                                                                                                |
|-------------------------|----------------------------------------------------------------------------------------------------------------|
| <b>Description</b>      | Amount of money paid for either the service contract or for corrective action on a specific problem component. |
| <b>Legal Values</b>     | None                                                                                                           |
| <b>Default Values</b>   | . 0                                                                                                            |
| <b>Write Privilege</b>  | Configure iDRAC                                                                                                |
| <b>License Required</b> | Not Applicable                                                                                                 |
| <b>Dependency</b>       | None                                                                                                           |

## System.OutsourceInfo.SignedFor (Read or Write)

|                         |                                                    |
|-------------------------|----------------------------------------------------|
| <b>Description</b>      | Person who authorized the repair of the component. |
| <b>Legal Values</b>     | None                                               |
| <b>Default Values</b>   | None                                               |
| <b>Write Privilege</b>  | Configure iDRAC                                    |
| <b>License Required</b> | Not Applicable                                     |
| <b>Dependency</b>       | None                                               |

## System.OutsourceInfo.SLAlevel (Read or Write)

|                       |                                                                                                                                                                                                                                                                 |
|-----------------------|-----------------------------------------------------------------------------------------------------------------------------------------------------------------------------------------------------------------------------------------------------------------|
| <b>Description</b>    | Service Level Agreement (SLA) between the service provider and the system owner spells out when service is available (for example, how many hours and days per week) and what components are excluded. Levels of service to which the system owner is entitled. |
| <b>Legal Values</b>   | None                                                                                                                                                                                                                                                            |
| <b>Default Values</b> | None                                                                                                                                                                                                                                                            |

|                         |                 |
|-------------------------|-----------------|
| <b>Write Privilege</b>  | Configure iDRAC |
| <b>License Required</b> | Not Applicable  |
| <b>Dependency</b>       | None            |

## System.OwnerInfo

This group contains the attributes that provides details about System.OwnerInfo.

### System.OwnerInfo.InsComp (Read or Write)

|                         |                                                                  |
|-------------------------|------------------------------------------------------------------|
| <b>Description</b>      | The company that insures the system against theft or other loss. |
| <b>Legal Values</b>     | None                                                             |
| <b>Default Values</b>   | None                                                             |
| <b>Write Privilege</b>  | Configure iDRAC                                                  |
| <b>License Required</b> | Not Applicable                                                   |
| <b>Dependency</b>       | None                                                             |

### System.OwnerInfo.OwnerName (Read or Write)

|                         |                                                                         |
|-------------------------|-------------------------------------------------------------------------|
| <b>Description</b>      | The individual or business entity that holds legal title to the system. |
| <b>Legal Values</b>     | None                                                                    |
| <b>Default Values</b>   | None                                                                    |
| <b>Write Privilege</b>  | Configure iDRAC                                                         |
| <b>License Required</b> | Not Applicable                                                          |
| <b>Dependency</b>       | None                                                                    |

### System.OwnerInfo.Type (Read or Write)

|                         |                                                                                 |
|-------------------------|---------------------------------------------------------------------------------|
| <b>Description</b>      | Whether the system is owned or leased.                                          |
| <b>Legal Values</b>     | <ul style="list-style-type: none"> <li>· 0-Owned</li> <li>· 1-Leased</li> </ul> |
| <b>Default Values</b>   | <ul style="list-style-type: none"> <li>· 0</li> </ul>                           |
| <b>Write Privilege</b>  | Configure iDRAC                                                                 |
| <b>License Required</b> | Not Applicable                                                                  |
| <b>Dependency</b>       | None                                                                            |

## System.ServerTopology

 **NOTE:** The `System.Location` group is deprecated and replaced with `System.ServerTopology` group.

This group enables you to manage the server's physical location characteristics.

The following section provides information about the objects in the `<System>.ServerTopology` group.

## System.ServerTopology.Aisle (Read or Write)

Table 401. Details of System.ServerTopology.Aisle

|                         |                                          |
|-------------------------|------------------------------------------|
| <b>Description</b>      | Indicates aisle where server is located. |
| <b>Legal Values</b>     | String of up to 128 ASCII characters     |
| <b>Default Value</b>    | Not Applicable                           |
| <b>Write Privilege</b>  | Configure iDRAC                          |
| <b>License Required</b> | iDRAC Express or iDRAC Enterprise        |
| <b>Dependency</b>       | None                                     |

## System.LServerTopology.DataCenter (Read or Write)

Table 402. Details of System.ServerTopology.DataCenter

|                         |                                                                |
|-------------------------|----------------------------------------------------------------|
| <b>Description</b>      | Indicates name of the data center where the system is located. |
| <b>Legal Values</b>     | String of up to 128 ASCII characters                           |
| <b>Default Value</b>    | Not Applicable                                                 |
| <b>Write Privilege</b>  | Configure iDRAC                                                |
| <b>License Required</b> | iDRAC Express or iDRAC Enterprise                              |
| <b>Dependency</b>       | None                                                           |

## System.ServerTopology.DeviceSize (Read Only)

Table 403. Details of System.ServerTopology.DeviceSize

|                         |                                   |
|-------------------------|-----------------------------------|
| <b>Description</b>      | Indicates server chassis size.    |
| <b>Legal Values</b>     | Values: 1–255                     |
| <b>Default Value</b>    | Depends on the server form factor |
| <b>Write Privilege</b>  | Not Applicable                    |
| <b>License Required</b> | iDRAC Express or iDRAC Enterprise |
| <b>Dependency</b>       | None                              |

## System.ServerTopology.Rack.Name (Read or Write)

Table 404. Details of System.ServerTopology.Rack.Name

|                        |                                             |
|------------------------|---------------------------------------------|
| <b>Description</b>     | Indicates rack where the system is located. |
| <b>Legal Values</b>    | String of up to 128 ASCII characters        |
| <b>Default Value</b>   | Not Applicable                              |
| <b>Write Privilege</b> | Configure iDRAC                             |

**License Required** iDRAC Express or iDRAC Enterprise

**Dependency** None

## System.ServerTopology.Rack.Slot (Read or Write)

Table 405. Details of System.ServerTopology.Rack.Slot

**Description** Indicates the slot where system is located.

**Legal Values** Values: 1–255

**Default Value** 0

**Write Privilege** Configure iDRAC

**License Required** iDRAC Express or iDRAC Enterprise

**Dependency** None

## System.ServerTopology.RoomName (Read or Write)

Table 406. Details of ServerTopology.Location.RoomName

**Description** Room name where the system is located.

**Legal Values** String of up to 128 ASCII characters

**Default Value** Not Applicable

**Write Privilege** Configure iDRAC

**License Required** iDRAC Express or iDRAC Enterprise

**Dependency** None

## System.Location.ServerTopology.Name (Read Only)

Table 407. Details of System.ServerTopology.Chassis.Name

**Description** Indicates the chassis name.

**Legal Values** String of up to 128 ASCII characters

**Default Value** Not Applicable

**Write Privilege** Not Applicable

**License Required** iDRAC Express or iDRAC Enterprise

**Dependency** None

## System.ServerTopology.Chassis.Slot (Read or Write)

Table 408. Details of System.ServerTopology.Chassis.Slot

**Description** Indicates chassis slot.



|                         |                 |
|-------------------------|-----------------|
| <b>Legal Values</b>     | Values: 1–255   |
| <b>Default Value</b>    | Not Applicable  |
| <b>Write Privilege</b>  | Configure iDRAC |
| <b>License Required</b> | Not Applicable  |
| <b>Dependency</b>       | None            |

## System.ServiceContract

This group contains the attributes that provides details about System.ServiceContract.

### System.ServiceContract.Renewed (Read or Write)

|                         |                                                                           |
|-------------------------|---------------------------------------------------------------------------|
| <b>Description</b>      | Whether the service contract was renewed or not (Yes or No).              |
| <b>Legal Values</b>     | <ul style="list-style-type: none"> <li>· 0-Yes</li> <li>· 1-No</li> </ul> |
| <b>Default Values</b>   | <ul style="list-style-type: none"> <li>· 1</li> </ul>                     |
| <b>Write Privilege</b>  | Configure iDRAC                                                           |
| <b>License Required</b> | Not Applicable                                                            |
| <b>Dependency</b>       | None                                                                      |

### System.ServiceContract.Type (Read or Write)

|                         |                                                                                                                                                                                          |
|-------------------------|------------------------------------------------------------------------------------------------------------------------------------------------------------------------------------------|
| <b>Description</b>      | Type refers to the name or feature of the system covered by the service contract. For example, Installation Service, Maintenance Service, Return Service, Gold Service, Premier Service. |
| <b>Legal Values</b>     | None                                                                                                                                                                                     |
| <b>Default Values</b>   | None                                                                                                                                                                                     |
| <b>Write Privilege</b>  | Configure iDRAC                                                                                                                                                                          |
| <b>License Required</b> | Not Applicable                                                                                                                                                                           |
| <b>Dependency</b>       | None                                                                                                                                                                                     |

### System.ServiceContract.Vendor (Read or Write)

|                         |                                                        |
|-------------------------|--------------------------------------------------------|
| <b>Description</b>      | The business entity contracting to service the system. |
| <b>Legal Values</b>     | None                                                   |
| <b>Default Values</b>   | None                                                   |
| <b>Write Privilege</b>  | Configure iDRAC                                        |
| <b>License Required</b> | Not Applicable                                         |
| <b>Dependency</b>       | None                                                   |

## System.PCIESlotLFM

This group enables you to get information related to the LFM for a given PCIe Slot.

The following section provides information about the objects in the <System>.pciSlotLFM group.

## System. pcieSlotLFM.3rdPartyCard(Read)

Table 409. Details of System. pcieSlotLFM.3rdPartyCard

|                         |                                                                                        |
|-------------------------|----------------------------------------------------------------------------------------|
| <b>Description</b>      | Indicates the 3rd party PCIe Card may benefit from additional settings                 |
| <b>Legal Values</b>     | <ul style="list-style-type: none"><li>· 0—No</li><li>· 1—Yes</li><li>· 2—N/A</li></ul> |
| <b>Default value</b>    | 2—N/A                                                                                  |
| <b>Write Privilege</b>  | Not Applicable                                                                         |
| <b>License Required</b> | RACADM                                                                                 |
| <b>Dependency</b>       | None                                                                                   |

## System. pcieSlotLFM. CardType (Read)

Table 410. Details of System. pcieSlotLFM. CardType

|                         |                                            |
|-------------------------|--------------------------------------------|
| <b>Description</b>      | Indicates the type of PCIe card installed. |
| <b>Legal Values</b>     | Not Applicable                             |
| <b>Default value</b>    | Not Applicable                             |
| <b>Write Privilege</b>  | Not Applicable                             |
| <b>License Required</b> | RACADM                                     |
| <b>Dependency</b>       | None                                       |

## System. pcieSlotLFM. CustomLFM (Read or Write)

Table 411. Details of System. pcieSlotLFM. CustomLFM

|                         |                                                                                              |
|-------------------------|----------------------------------------------------------------------------------------------|
| <b>Description</b>      | Indicates the minimum airflow to be delivered the installed PCIe card.                       |
| <b>Legal Values</b>     | 0 to 5000                                                                                    |
| <b>Default value</b>    | 0                                                                                            |
| <b>Write Privilege</b>  | Not Applicable                                                                               |
| <b>License Required</b> | RACADM                                                                                       |
| <b>Dependency</b>       | The CustomLFM command will be in read/write mode, when the LFMMode command is set to custom. |

## System. pcieSlotLFM .LFMMode(Read or Write)

Table 412. Details of System. pcieSlotLFM .LFMMode

|                         |                                                                                                       |
|-------------------------|-------------------------------------------------------------------------------------------------------|
| <b>Description</b>      | Indicates the cooling response mode                                                                   |
| <b>Legal Values</b>     | <ul style="list-style-type: none"><li>· 0—Automatic</li><li>· 1—Disabled</li><li>· 1—Custom</li></ul> |
| <b>Default value</b>    | 0—Automatic                                                                                           |
| <b>Write Privilege</b>  | Not Applicable                                                                                        |
| <b>License Required</b> | Power Monitoring                                                                                      |
| <b>Dependency</b>       | The LFMModecommand will be in read/write mode, when 3rdPartyCard command is set to Yes                |

## System. pcieSlotLFM.MaxLFM (Read)

Table 413. Details of System. pcieSlotLFM.MaxLFM

|                         |                                                                          |
|-------------------------|--------------------------------------------------------------------------|
| <b>Description</b>      | Indicates the estimated airflow delivered to the slot at full fan speed. |
| <b>Legal Values</b>     | 0 to 65536                                                               |
| <b>Default value</b>    | 0                                                                        |
| <b>Write Privilege</b>  | RACADM                                                                   |
| <b>License Required</b> | RACADM                                                                   |
| <b>Dependency</b>       | None                                                                     |

## System.pcieSlotLFM.Slot (Read)

Table 414. Details of System.pcieSlotLFM.Slot

|                         |                                |
|-------------------------|--------------------------------|
| <b>Description</b>      | Indicates the PCIe slot number |
| <b>Legal Values</b>     | Not Applicable                 |
| <b>Default value</b>    | Not Applicable                 |
| <b>Write Privilege</b>  | Not Applicable                 |
| <b>License Required</b> | RACADM                         |
| <b>Dependency</b>       | None                           |

## System. pcieSlotLFM.SlotState (Read)

Table 415. Details of System. pcieSlotLFM.SlotState

|                         |                                                                                     |
|-------------------------|-------------------------------------------------------------------------------------|
| <b>Description</b>      | Indicates the PCIe slot physically exists                                           |
| <b>Legal Values</b>     | <ul style="list-style-type: none"><li>· 0—Not-Defined</li><li>· 1—Defined</li></ul> |
| <b>Default value</b>    | 0—Not-Defined                                                                       |
| <b>Write Privilege</b>  | Not applicable                                                                      |
| <b>License Required</b> | RACADM                                                                              |
| <b>Dependency</b>       | None                                                                                |

## System. pcieSlotLFM.TargetLFM

Table 416. Details of System. pcieSlotLFM.TargetLFM

|                         |                                                         |
|-------------------------|---------------------------------------------------------|
| <b>Description</b>      | Minimum airflow provisioned for the installed PCIe card |
| <b>Legal Values</b>     | Not Applicable                                          |
| <b>Default value</b>    | Not Applicable                                          |
| <b>Write Privilege</b>  | Not Applicable                                          |
| <b>License Required</b> | RACADM                                                  |
| <b>Dependency</b>       | None                                                    |

# System.PCIESlotLFM.PCIEInletTemperature (Read Only)

|                         |                                                                 |
|-------------------------|-----------------------------------------------------------------|
| <b>Description</b>      | Indicates the current PCIe Inlet Temperature for the PCIe Slot. |
| <b>Legal Values</b>     | None                                                            |
| <b>Default Values</b>   | . 0                                                             |
| <b>Write Privilege</b>  | Configure iDRAC                                                 |
| <b>License Required</b> | Not Applicable                                                  |
| <b>Dependency</b>       | None                                                            |

# System.Power

This group provides power management features for iDRAC.

The following section provides information about the objects in this group.

**NOTE:** For Dell PowerEdge FM120x4 server with more than one iDRAC, the power is received and shared from CMC. Hence, the information about power and temperature for individual iDRACs are not displayed.

# System.Power.Status (Read Only)

Table 417. Details of System.Power.Status

|                         |                                                      |
|-------------------------|------------------------------------------------------|
| <b>Description</b>      | Represents the device power state, either ON or OFF. |
| <b>Legal Values</b>     | . 0 — Server is off<br>. 1 — Server is on.           |
| <b>Default Value</b>    | 0 — Server is off                                    |
| <b>Write Privilege</b>  | Not Applicable                                       |
| <b>License Required</b> | Not Applicable                                       |
| <b>Dependency</b>       | Not Applicable                                       |

# System.Power.ServerAllocation (Read Only)

Table 418. Details of System.Power.ServerAllocation

|                         |                                                                                                         |
|-------------------------|---------------------------------------------------------------------------------------------------------|
| <b>Description</b>      | Indicates the power allocated to running blades. This value is displayed in both watts and BTU/h units. |
| <b>Legal Values</b>     | 0–7928                                                                                                  |
| <b>Default Value</b>    | Not Applicable                                                                                          |
| <b>Write Privilege</b>  | Not Applicable                                                                                          |
| <b>License Required</b> | Not Applicable                                                                                          |
| <b>Dependency</b>       | None                                                                                                    |

# System.Power.Avg.LastDay (Read Only)

Table 419. Details of System.Power.Avg.LastDay

|                    |                                                        |
|--------------------|--------------------------------------------------------|
| <b>Description</b> | Indicates the average power value during the last day. |
|--------------------|--------------------------------------------------------|

|                         |                                          |
|-------------------------|------------------------------------------|
| <b>Legal Values</b>     | Values: 1–65535                          |
| <b>Default Value</b>    | Average power value during the last day. |
| <b>Write Privilege</b>  | Not Applicable                           |
| <b>License Required</b> | iDRAC Express or iDRAC Enterprise        |
| <b>Dependency</b>       | None                                     |

## System.Power.Avg.LastHour (Read Only)

Table 420. Details of System.Power.Avg.LastHour

|                         |                                                        |
|-------------------------|--------------------------------------------------------|
| <b>Description</b>      | Displays the average power value during the last hour. |
| <b>Legal Values</b>     | Values: 1–65535                                        |
| <b>Default Value</b>    | Average power value during the last hour.              |
| <b>Write Privilege</b>  | Not Applicable                                         |
| <b>License Required</b> | iDRAC Express or iDRAC Enterprise                      |
| <b>Dependency</b>       | None                                                   |

## System.Power.Avg.LastWeek (Read Only)

Table 421. Details of System.Power.Avg.LastWeek

|                         |                                                         |
|-------------------------|---------------------------------------------------------|
| <b>Description</b>      | Indicates the average power value during the last week. |
| <b>Legal Values</b>     | Values: 1–65535                                         |
| <b>Default Value</b>    | Average power value during the last week.               |
| <b>Write Privilege</b>  | Not Applicable                                          |
| <b>License Required</b> | iDRAC Express or iDRAC Enterprise                       |
| <b>Dependency</b>       | None                                                    |

## System.Power.Cap.ActivePolicy.Btuhr (Read Only)

Table 422. Details of System.Power.Cap.ActivePolicy.Btuhr

|                         |                                                                       |
|-------------------------|-----------------------------------------------------------------------|
| <b>Description</b>      | Represents the active power in BTU/Hr a device is allowed to consume. |
| <b>Legal Values</b>     | Values: 1–65535                                                       |
| <b>Default Value</b>    | Not Applicable                                                        |
| <b>Write Privilege</b>  | Not Applicable                                                        |
| <b>License Required</b> | iDRAC Express or iDRAC Enterprise                                     |
| <b>Dependency</b>       | None                                                                  |

# System.Power.Cap.ActivePolicy.Name (Read Only)

Table 423. Details of System.Power.Cap.ActivePolicy.Name

|                         |                                           |
|-------------------------|-------------------------------------------|
| <b>Description</b>      | Displays the Active Power Cap Policy Name |
| <b>Legal Values</b>     | String of up to 128 ASCII characters      |
| <b>Default Value</b>    | Not Applicable                            |
| <b>Write Privilege</b>  | Not Applicable                            |
| <b>License Required</b> | iDRAC Express or iDRAC Enterprise         |
| <b>Dependency</b>       | None                                      |


# System.Power.Cap.ActivePolicy.Watts (Read Only)

Table 424. Details of System.Power.Cap.ActivePolicy.Watts

|                         |                                             |
|-------------------------|---------------------------------------------|
| <b>Description</b>      | Displays the Active Power Capacity in Watts |
| <b>Legal Values</b>     | Values: 1–65535                             |
| <b>Default Value</b>    | Not Applicable                              |
| <b>Write Privilege</b>  | Not Applicable                              |
| <b>License Required</b> | iDRAC Express or iDRAC Enterprise           |
| <b>Dependency</b>       | None                                        |

# System.Power.Cap.Btuhr (Read or Write)

Table 425. Details of System.Power.Cap.Btuhr

|                         |                                                                                                                                                                                                                                                                                                           |
|-------------------------|-----------------------------------------------------------------------------------------------------------------------------------------------------------------------------------------------------------------------------------------------------------------------------------------------------------|
| <b>Description</b>      | Represents the maximum power in BTU/Hr a device is allowed to consume. To meet this capacity, throttle the device in order.<br><br> <b>NOTE: This value is applicable only if System.Power.Cap.Enable is set to 1.</b> |
| <b>Legal Values</b>     | Values 1–65535                                                                                                                                                                                                                                                                                            |
| <b>Default Value</b>    | Server power threshold in BTU/hr.                                                                                                                                                                                                                                                                         |
| <b>Write Privilege</b>  | Configure iDRAC                                                                                                                                                                                                                                                                                           |
| <b>License Required</b> | iDRAC Express or iDRAC Enterprise                                                                                                                                                                                                                                                                         |
| <b>Dependency</b>       | Enable System.Power.Cap.Enable                                                                                                                                                                                                                                                                            |

# System.Power.Cap. Enable (Read or Write)

Table 426. Details of System.Power.Cap. Enable

|                     |                                                                                      |
|---------------------|--------------------------------------------------------------------------------------|
| <b>Description</b>  | Enables or disables user specified power budget threshold configuration.             |
| <b>Legal Values</b> | <ul style="list-style-type: none"><li>· 0 — Disabled</li><li>· 1 — Enabled</li></ul> |

|                         |                                   |
|-------------------------|-----------------------------------|
| <b>Default Value</b>    | 1 — Enabled                       |
| <b>Write Privilege</b>  | Configure iDRAC                   |
| <b>License Required</b> | iDRAC Express or iDRAC Enterprise |
| <b>Dependency</b>       | None                              |

## System.Power.Cap.MaxThreshold (Read Only)

Table 427. Details of System.Power.Cap.MaxThreshold

|                         |                                                                                               |
|-------------------------|-----------------------------------------------------------------------------------------------|
| <b>Description</b>      | Because it is based on the current component inventory, it has maximum server power capacity. |
| <b>Legal Values</b>     | Values: 1–65535                                                                               |
| <b>Default Value</b>    | Not Applicable                                                                                |
| <b>Write Privilege</b>  | Not Applicable                                                                                |
| <b>License Required</b> | iDRAC Express or iDRAC Enterprise                                                             |
| <b>Dependency</b>       | None                                                                                          |


## System.Power.Cap.MinThreshold (Read Only)

Table 428. Details of System.Power.Cap.MinThreshold

|                         |                                                                                                                      |
|-------------------------|----------------------------------------------------------------------------------------------------------------------|
| <b>Description</b>      | Because it is based on the current component inventory, it is the lowest calculated power consumption of the device. |
| <b>Legal Values</b>     | Values: 1–65535                                                                                                      |
| <b>Default Value</b>    | Not Applicable                                                                                                       |
| <b>Write Privilege</b>  | Not Applicable                                                                                                       |
| <b>License Required</b> | iDRAC Express or iDRAC Enterprise                                                                                    |
| <b>Dependency</b>       | None                                                                                                                 |

## System.Power.Cap.Percent (Read or Write)

Table 429. Details of System.Power.Cap.Percent

|                         |                                                                                                                                                                                                                                                                                                                                    |
|-------------------------|------------------------------------------------------------------------------------------------------------------------------------------------------------------------------------------------------------------------------------------------------------------------------------------------------------------------------------|
| <b>Description</b>      | Represents the maximum power as a percentage of total power that a server is allowed to consume. To meet this cap, throttle the device.<br><br> <b>NOTE:</b> This value is applicable only if <code>System.Power.Cap.Enable</code> is set to 1. |
| <b>Legal Values</b>     | Values: 0–100                                                                                                                                                                                                                                                                                                                      |
| <b>Default Value</b>    | Server power threshold in percentage.                                                                                                                                                                                                                                                                                              |
| <b>Write Privilege</b>  | Configure iDRAC                                                                                                                                                                                                                                                                                                                    |
| <b>License Required</b> | iDRAC Express or iDRAC Enterprise                                                                                                                                                                                                                                                                                                  |
| <b>Dependency</b>       | Enable <code>System.Power.Cap.Enable</code>                                                                                                                                                                                                                                                                                        |

# System.Power.Redundancypolicy (Read or Write)

Table 430. Details of System.Power.Redundancypolicy

|                         |                                                                                                                                                                                                                                                                                                                                                                                                                                                                                                                                                                                                                                                                                              |
|-------------------------|----------------------------------------------------------------------------------------------------------------------------------------------------------------------------------------------------------------------------------------------------------------------------------------------------------------------------------------------------------------------------------------------------------------------------------------------------------------------------------------------------------------------------------------------------------------------------------------------------------------------------------------------------------------------------------------------|
| <b>Description</b>      | Selects the redundancy policy.                                                                                                                                                                                                                                                                                                                                                                                                                                                                                                                                                                                                                                                               |
| <b>Legal Values</b>     | <ul style="list-style-type: none"><li>• 255 — N/A, for the systems that are not supported</li><li>• 0 — Not Redundant — In this mode, even if one PSU stops functioning, the server is automatically turned off.</li><li>• 1 — Input Power Redundant — In this mode, the system is functional even if one PSU input circuit stops functioning, provided the PSUs are connected to different input circuits. This is also called AC redundancy.</li><li>• 2 — PSU Redundant — Available only on systems with four PSUs. This is also called DC redundancy. This is only valid in a 2+1 PSU configuration. In this mode, the system is functional even if one PSU stops functioning.</li></ul> |
| <b>Default Value</b>    | N/A                                                                                                                                                                                                                                                                                                                                                                                                                                                                                                                                                                                                                                                                                          |
| <b>Write Privilege</b>  | Login and configure iDRAC                                                                                                                                                                                                                                                                                                                                                                                                                                                                                                                                                                                                                                                                    |
| <b>License Required</b> | iDRAC Express or iDRAC Enterprise                                                                                                                                                                                                                                                                                                                                                                                                                                                                                                                                                                                                                                                            |
| <b>Dependency</b>       | None                                                                                                                                                                                                                                                                                                                                                                                                                                                                                                                                                                                                                                                                                         |

**NOTE:** In a two PSU system, you must set the primary PSU (that must be ON). In a four PSU system, you must set the pair of PSUs (1+3 or 2+4) that must be ON.

# System.Power.Cap.Watts (Read or Write)

Table 431. Details of System.Power.Cap.Watts

|                         |                                                                                                                                                                                                          |
|-------------------------|----------------------------------------------------------------------------------------------------------------------------------------------------------------------------------------------------------|
| <b>Description</b>      | Represents the Maximum Power in Watts a device is allowed to consume. To meet this capacity , throttle the device.<br><b>NOTE:</b> This value is applicable only if System.Power.Cap.Enable is set to 1. |
| <b>Legal Values</b>     | Values 0–100                                                                                                                                                                                             |
| <b>Default Value</b>    | Server power threshold in watts                                                                                                                                                                          |
| <b>Write Privilege</b>  | Configure iDRAC                                                                                                                                                                                          |
| <b>License Required</b> | iDRAC Express or iDRAC Enterprise                                                                                                                                                                        |
| <b>Dependency</b>       | Enable System.Power.Cap.Enable                                                                                                                                                                           |

# System.Power.EnergyConsumption (Read Only)

Table 432. Details of System.Power.EnergyConsumption

|                         |                                                                     |
|-------------------------|---------------------------------------------------------------------|
| <b>Description</b>      | Represents the Cumulative power consumption by the blade or system. |
| <b>Legal Values</b>     | Values: 1–65535                                                     |
| <b>Default Value</b>    | Cumulative power consumption                                        |
| <b>Write Privilege</b>  | Configure iDRAC                                                     |
| <b>License Required</b> | iDRAC Express or iDRAC Enterprise                                   |
| <b>Dependency</b>       | None                                                                |



# System.Power.EnergyConsumption.Clear (Read or Write)

Table 433. Details of System.Power.EnergyConsumption.Clear

|                         |                                                     |
|-------------------------|-----------------------------------------------------|
| <b>Description</b>      | Clears the cumulative power consumption timestamps. |
| <b>Legal Values</b>     | 1                                                   |
| <b>Default Value</b>    | Not Applicable                                      |
| <b>Write Privilege</b>  | Configure iDRAC                                     |
| <b>License Required</b> | iDRAC Express or iDRAC Enterprise                   |
| <b>Dependency</b>       | None                                                |


# System.Power.EnergyConsumption.StarttimeStamp (Read Only)

Table 434. Details of System.Power.EnergyConsumption.StarttimeStamp

|                         |                                                             |
|-------------------------|-------------------------------------------------------------|
| <b>Description</b>      | Displays the Timestamp of the cumulative power consumption. |
| <b>Legal Values</b>     | String of up to 254 ASCII characters                        |
| <b>Default Value</b>    | Timestamp of the cumulative power consumption.              |
| <b>Write Privilege</b>  | Not Applicable                                              |
| <b>License Required</b> | iDRAC Express or iDRAC Enterprise                           |
| <b>Dependency</b>       | None                                                        |


# System.Power.Hotspare.Enable (Read or Write)

Table 435. Details of System.Power.Hotspare.Enable

|                         |                                                                                                                                                                                                                                                                                                                                                                                          |
|-------------------------|------------------------------------------------------------------------------------------------------------------------------------------------------------------------------------------------------------------------------------------------------------------------------------------------------------------------------------------------------------------------------------------|
| <b>Description</b>      | Enables hot-spare functionality for the primary PSU selection. For more information about hot-spare, see the iDRAC User's Guide available at <a href="http://www.dell.com/esmanuals">www.dell.com/esmanuals</a> .<br> <b>NOTE: This object is supported only for iDRAC on Rack and Tower servers.</b> |
| <b>Legal Values</b>     | <ul style="list-style-type: none"><li>· 0 — Disabled</li><li>· 1 — Enabled</li></ul>                                                                                                                                                                                                                                                                                                     |
| <b>Default Value</b>    | 1 — Enabled                                                                                                                                                                                                                                                                                                                                                                              |
| <b>Write Privilege</b>  | Configure iDRAC                                                                                                                                                                                                                                                                                                                                                                          |
| <b>License Required</b> | iDRAC Express or iDRAC Enterprise                                                                                                                                                                                                                                                                                                                                                        |
| <b>Dependency</b>       | None                                                                                                                                                                                                                                                                                                                                                                                     |

# System.Power.Hotspare.PrimaryPSU (Read or Write)

Table 436. Details of System.Power.Hotspare.PrimaryPSU

|                    |                                                                                                                                                                                                              |
|--------------------|--------------------------------------------------------------------------------------------------------------------------------------------------------------------------------------------------------------|
| <b>Description</b> | Represents the primary PSU selection.<br> <b>NOTE: This object is supported only for iDRAC on Rack and Tower servers.</b> |
|--------------------|--------------------------------------------------------------------------------------------------------------------------------------------------------------------------------------------------------------|

|                         |                                                                                                                                             |
|-------------------------|---------------------------------------------------------------------------------------------------------------------------------------------|
| <b>Legal Values</b>     | <ul style="list-style-type: none"> <li>· 1 — PSU1</li> <li>· 2 — PSU2</li> <li>· 5 — PSU1 and PSU3</li> <li>· 10 — PSU2 and PSU4</li> </ul> |
| <b>Default Value</b>    | Not Applicable                                                                                                                              |
| <b>Write Privilege</b>  | Configure iDRAC                                                                                                                             |
| <b>License Required</b> | iDRAC Express or iDRAC Enterprise                                                                                                           |
| <b>Dependency</b>       | None                                                                                                                                        |

## System.Power.Max.Amps (Read Only)

**Table 437. Details of System.Power.Max.Amps**

|                         |                                                                                |
|-------------------------|--------------------------------------------------------------------------------|
| <b>Description</b>      | Specifies the device Peak Power Consumption since this value was last cleared. |
| <b>Legal Values</b>     | Values: 1–65535.                                                               |
| <b>Default Value</b>    | Current peak power consumption                                                 |
| <b>Write Privilege</b>  | Not Applicable                                                                 |
| <b>License Required</b> | iDRAC Express or iDRAC Enterprise                                              |
| <b>Dependency</b>       | None                                                                           |


## System.Power.Max.Amps.TimeStamp (Read Only)

**Table 438. Details of System.Power.Max.Amps.TimeStamp**

|                         |                                                                                                    |
|-------------------------|----------------------------------------------------------------------------------------------------|
| <b>Description</b>      | Specifies the timestamp recorded for the Peak Power Consumption since this value was last cleared. |
| <b>Legal Values</b>     | String up to 254 ASCII characters.                                                                 |
| <b>Default Value</b>    | Timestamp of the current peak power consumption                                                    |
| <b>Write Privilege</b>  | Not Applicable                                                                                     |
| <b>License Required</b> | iDRAC Express or iDRAC Enterprise                                                                  |
| <b>Dependency</b>       | None                                                                                               |

## System.Power.Max.Headroom (Read Only)

**Table 439. Details of System.Power.Max.Headroom**

|                        |                                                                                                                                                                                                                                                               |
|------------------------|---------------------------------------------------------------------------------------------------------------------------------------------------------------------------------------------------------------------------------------------------------------|
| <b>Description</b>     | <p>Displays the difference between the available power and the peak power consumption.</p> <p> <b>NOTE: This object is not applicable on iDRAC on Modular servers.</b></p> |
| <b>Legal Values</b>    | Values: 1–65535                                                                                                                                                                                                                                               |
| <b>Default Value</b>   | Difference between the available power and the peak power consumption.                                                                                                                                                                                        |
| <b>Write Privilege</b> | Not Applicable                                                                                                                                                                                                                                                |

**License Required** iDRAC Express or iDRAC Enterprise

**Dependency** None

## System.Power.Max.LastDay (Read Only)

**Table 440. Details of System.Power.Max.LastDay**

**Description** Displays the maximum power value during the last day.

**Legal Values** Values: 1–65535

**Default Value** Maximum power value during the last day.

**Write Privilege** Not Applicable

**License Required** iDRAC Express or iDRAC Enterprise

**Dependency** None

## System.Power.Max.LastDay.TimeStamp (Read Only)

**Table 441. Details of System.Power.Max.LastDay.TimeStamp**

**Description** Displays the timestamp of maximum power value during the last day.

**Legal Values** String of up to 254 ASCII characters

**Default Value** Timestamp of the maximum power value during the last day.

**Write Privilege** Not Applicable

**License Required** iDRAC Express or iDRAC Enterprise

**Dependency** None

## System.Power.Max.LastHour (Read Only)

**Table 442. Details of System.Power.Max.LastHour**

**Description** Displays the maximum power value during the last hour.

**Legal Values** Values: 1–65535

**Default Value** Maximum power value during the last hour.

**Write Privilege** Not Applicable

**License Required** iDRAC Express or iDRAC Enterprise

**Dependency** None

## System.Power.Max.LastHour.TimeStamp (Read Only)

**Table 443. Details of System.Power.Max.LastHour.TimeStamp**

**Description** Displays the timestamp of maximum power value during the last hour.

|                         |                                                            |
|-------------------------|------------------------------------------------------------|
| <b>Legal Values</b>     | String of up to 254 ASCII characters                       |
| <b>Default Value</b>    | Timestamp of the maximum power value during the last hour. |
| <b>Write Privilege</b>  | Not Applicable                                             |
| <b>License Required</b> | iDRAC Express or iDRAC Enterprise                          |
| <b>Dependency</b>       | None                                                       |

## System.Power.Max.LastWeek (Read Only)

**Table 444. Details of System.Power.Max.LastWeek**

|                         |                                                        |
|-------------------------|--------------------------------------------------------|
| <b>Description</b>      | Displays the maximum power value during the last week. |
| <b>Legal Values</b>     | Values: 1–65535                                        |
| <b>Default Value</b>    | Maximum power value during the last week.              |
| <b>Write Privilege</b>  | Not Applicable                                         |
| <b>License Required</b> | iDRAC Express or iDRAC Enterprise                      |
| <b>Dependency</b>       | None                                                   |

## System.Power.Max.LastWeek.TimeStamp (Read Only)

**Table 445. Details of System.Power.Max.LastWeek.TimeStamp**

|                         |                                                                     |
|-------------------------|---------------------------------------------------------------------|
| <b>Description</b>      | Displays the timestamp of maximum power value during the last week. |
| <b>Legal Values</b>     | String of up to 254 ASCII characters                                |
| <b>Default Value</b>    | Timestamp of the maximum power value during the last week.          |
| <b>Write Privilege</b>  | Not Applicable                                                      |
| <b>License Required</b> | iDRAC Express or iDRAC Enterprise                                   |
| <b>Dependency</b>       | None                                                                |

## System.Power.Max. Power (Read Only)

**Table 446. Details of System.Power.Max. Power**

|                         |                                                                        |
|-------------------------|------------------------------------------------------------------------|
| <b>Description</b>      | The server consumes maximum power, because the last value was cleared. |
| <b>Legal Values</b>     | Values: 1–65535                                                        |
| <b>Default Value</b>    | Peak power consumption of the server.                                  |
| <b>Write Privilege</b>  | Configure iDRAC                                                        |
| <b>License Required</b> | iDRAC Express or iDRAC Enterprise                                      |
| <b>Dependency</b>       | None                                                                   |

## System.Power.Max.Power.Timestamp (Read Only)

Table 447. Details of System.Power.Max.Power.Timestamp

|                         |                                                        |
|-------------------------|--------------------------------------------------------|
| <b>Description</b>      | Displays time of maximum power consumption.            |
| <b>Legal Values</b>     | String of up to 254 ASCII characters                   |
| <b>Default Value</b>    | Timestamp of the peak power consumption of the server. |
| <b>Write Privilege</b>  | Configure iDRAC                                        |
| <b>License Required</b> | iDRAC Express or iDRAC Enterprise                      |
| <b>Dependency</b>       | None                                                   |

## System.Power.Max.PowerClear (Read or Write)

Table 448. Details of System.Power.Max.PowerClear

|                         |                                                  |
|-------------------------|--------------------------------------------------|
| <b>Description</b>      | Clears the Maximum Power Consumption timestamps. |
| <b>Legal Values</b>     | 1 — Clear the Power Consumption Statistics       |
| <b>Default Value</b>    | Not Applicable                                   |
| <b>Write Privilege</b>  | Configure iDRAC                                  |
| <b>License Required</b> | iDRAC Express or iDRAC Enterprise                |
| <b>Dependency</b>       | None                                             |

## System.Power.Min.LastDay (Read Only)

Table 449. Details of System.Power.Min.LastDay

|                         |                                                 |
|-------------------------|-------------------------------------------------|
| <b>Description</b>      | Displays the minimum power during the last day. |
| <b>Legal Values</b>     | Values: 1–65535                                 |
| <b>Default Value</b>    | Minimum power value during the last day.        |
| <b>Write Privilege</b>  | Not Applicable                                  |
| <b>License Required</b> | iDRAC Express or iDRAC Enterprise               |
| <b>Dependency</b>       | None                                            |

## System.Power.Min.LastDay.TimeStamp (Read Only)

Table 450. Details of System.Power.Min.LastDay.TimeStamp

|                      |                                                           |
|----------------------|-----------------------------------------------------------|
| <b>Description</b>   | Displays the minimum power value during the last day.     |
| <b>Legal Values</b>  | String of up to 254 ASCII characters                      |
| <b>Default Value</b> | Timestamp of the minimum power value during the last day. |

|                         |                                   |
|-------------------------|-----------------------------------|
| <b>Write Privilege</b>  | Configure iDRAC                   |
| <b>License Required</b> | iDRAC Express or iDRAC Enterprise |
| <b>Dependency</b>       | None                              |

## System.Power.Min.LastHour (Read Only)

**Table 451. Details of System.Power.Min.LastHour**

|                         |                                                         |
|-------------------------|---------------------------------------------------------|
| <b>Description</b>      | Indicates the minimum power value during the last hour. |
| <b>Legal Values</b>     | Values: 1–65535                                         |
| <b>Default Value</b>    | Minimum power value during the last hour.               |
| <b>Write Privilege</b>  | Not Applicable                                          |
| <b>License Required</b> | iDRAC Express or iDRAC Enterprise                       |
| <b>Dependency</b>       | None                                                    |

## System.Power.Min.LastHour.Timestamp (Read Only)

**Table 452. Details of System.Power.Min.LastHour.Timestamp**

|                         |                                                                |
|-------------------------|----------------------------------------------------------------|
| <b>Description</b>      | Indicates the timestamp of minimum power during the last hour. |
| <b>Legal Values</b>     | String of up to 254 ASCII characters                           |
| <b>Default Value</b>    | Timestamp of the minimum power value during the last hour.     |
| <b>Write Privilege</b>  | Not Applicable                                                 |
| <b>License Required</b> | iDRAC Express or iDRAC Enterprise                              |
| <b>Dependency</b>       | None                                                           |

## System.Power.Min.LastWeek (Read Only)

**Table 453. Details of System.Power.Min.LastWeek**

|                         |                                                   |
|-------------------------|---------------------------------------------------|
| <b>Description</b>      | Indicates the minimum power during the last week. |
| <b>Legal Values</b>     | Values: 1–65535                                   |
| <b>Default Value</b>    | Minimum power value during the last week.         |
| <b>Write Privilege</b>  | Not Applicable                                    |
| <b>License Required</b> | iDRAC Express or iDRAC Enterprise                 |
| <b>Dependency</b>       | None                                              |

# System.Power.Min.LastWeek.TimeStamp (Read Only)

Table 454. Details of System.Power.Min.LastWeek.TimeStamp

|                         |                                                                     |
|-------------------------|---------------------------------------------------------------------|
| <b>Description</b>      | Displays the timestamp of minimum power value during the last week. |
| <b>Legal Values</b>     | String of up to 254 ASCII characters                                |
| <b>Default Value</b>    | Timestamp of the minimum power value during the last week.          |
| <b>Write Privilege</b>  | Not Applicable                                                      |
| <b>License Required</b> | iDRAC Express or iDRAC Enterprise                                   |
| <b>Dependency</b>       | None                                                                |

# System.Power.PCIEAllocation (Read or Write)

Table 455. Details of System.Power.PCIEAllocation

|                         |                                                                                                                                                                           |
|-------------------------|---------------------------------------------------------------------------------------------------------------------------------------------------------------------------|
| <b>Description</b>      | Specifies PCIe power allocation for blade servers. It is applicable only for PowerEdge M610x.<br><b>NOTE:</b> This object only applies to servers that support PCIe Card. |
| <b>Legal Values</b>     | <ul style="list-style-type: none"><li>0 — Disabled</li><li>1 — Enabled</li></ul>                                                                                          |
| <b>Default Value</b>    | <ul style="list-style-type: none"><li>0 — For platforms that do not support PCIe cards.</li><li>500 W — For platforms that support PCIe cards.</li></ul>                  |
| <b>Write Privilege</b>  | Configure iDRAC                                                                                                                                                           |
| <b>License Required</b> | iDRAC Express or iDRAC Enterprise                                                                                                                                         |
| <b>Dependency</b>       | None                                                                                                                                                                      |

# System.Power.PFCEnable (Read or Write)

Table 456. Details of System.Power.PFCEnable

|                         |                                                                                                                                                                                                                                                               |
|-------------------------|---------------------------------------------------------------------------------------------------------------------------------------------------------------------------------------------------------------------------------------------------------------|
| <b>Description</b>      | Enables the power factor correction enable.<br><b>NOTE:</b> <ul style="list-style-type: none"><li>This object is supported only for iDRAC on Rack and Tower servers.</li><li>This object is applicable only if System.Power.Cap.Enable is set to 1.</li></ul> |
| <b>Legal Values</b>     | <ul style="list-style-type: none"><li>0 — Disabled</li><li>1 — Enabled</li></ul>                                                                                                                                                                              |
| <b>Default Value</b>    | 0 — Disabled                                                                                                                                                                                                                                                  |
| <b>Write Privilege</b>  | Configure iDRAC                                                                                                                                                                                                                                               |
| <b>License Required</b> | iDRAC Express or iDRAC Enterprise                                                                                                                                                                                                                             |
| <b>Dependency</b>       | None                                                                                                                                                                                                                                                          |

# System.Power.RedundancyCapabilities (Read Only)

Table 457. Details of System.Power.RedundancyCapabilities

|                         |                                                                                                                                                                                                                                                             |
|-------------------------|-------------------------------------------------------------------------------------------------------------------------------------------------------------------------------------------------------------------------------------------------------------|
| <b>Description</b>      | Returns the redundancy capabilities in the form of a bitmask. This bitmask indicates the values that are set to <code>cfgSensorRedundancyPolicy</code> .                                                                                                    |
|                         | <b>NOTE:</b> This object is not applicable for iDRAC on Blade servers.                                                                                                                                                                                      |
| <b>Legal Values</b>     | <ul style="list-style-type: none"><li>0 — not applicable</li><li>1 — Non-Redundant</li><li>2 — 1+1 Redundant</li><li>4 — 2+1 Redundant</li><li>8 — 2+2 Redundant</li><li>16 — 3+x Redundant</li><li>32 — 4+x Redundant</li><li>64 — 5+x Redundant</li></ul> |
| <b>Default Value</b>    | 0 — not applicable                                                                                                                                                                                                                                          |
| <b>Write Privilege</b>  | Not Applicable                                                                                                                                                                                                                                              |
| <b>License Required</b> | Not Applicable                                                                                                                                                                                                                                              |
| <b>Dependency</b>       | Not Applicable                                                                                                                                                                                                                                              |

# System.Power.RedundantState (Read Only)

Table 458. Details of System.Power.RedundantState

|                         |                                                                           |
|-------------------------|---------------------------------------------------------------------------|
| <b>Description</b>      | Retrieves the redundancy state for the chassis.                           |
|                         | <b>NOTE:</b> This object is not applicable for Rack and Tower server.     |
| <b>Legal Values</b>     | <ul style="list-style-type: none"><li>0 — None</li><li>1 — Full</li></ul> |
| <b>Default</b>          | 0 — None                                                                  |
| <b>Write Privilege</b>  | Not Applicable                                                            |
| <b>License Required</b> | Not Applicable                                                            |
| <b>Dependency</b>       | Not Applicable                                                            |

# System.Power.Supply

This group provides information relating to the Power Supplies.

This group is indexed from 1 to 4. If there are less than four power supplies on the server, then some of the last indexes of this group are not applicable. This group is applicable for iDRAC on Rack and Tower servers.

The following section provides information about the objects in this group.

# System.Power.Supply.CurrentDraw (Read Only)

Table 459. Details of System.Power.Supply.CurrentDraw

|                     |                                                             |
|---------------------|-------------------------------------------------------------|
| <b>Description</b>  | Displays the instantaneous current consumption in 0.1 amps. |
| <b>Legal Values</b> | String of up to 254 ASCII characters                        |



|                         |                                   |
|-------------------------|-----------------------------------|
| <b>Default Value</b>    | Not Applicable                    |
| <b>Write Privilege</b>  | Not Applicable                    |
| <b>License Required</b> | iDRAC Express or iDRAC Enterprise |
| <b>Dependency</b>       | None                              |

## System.Power.Supply.FwVer (Read Only)

Table 460. Details of System.Power.Supply.FwVer

|                         |                                           |
|-------------------------|-------------------------------------------|
| <b>Description</b>      | Displays the firmware version of the PSU. |
| <b>Legal Values</b>     | String up to 254 ASCII characters.        |
| <b>Default Value</b>    | Not Applicable                            |
| <b>Write Privilege</b>  | Not Applicable                            |
| <b>License Required</b> | iDRAC Express or iDRAC Enterprise         |
| <b>Dependency</b>       | None                                      |

## System.Power.Supply.[i].MaxInputPower (Read Only)

Table 461. Details of System.Power.Supply.[i].MaxInputPower

|                         |                                             |
|-------------------------|---------------------------------------------|
| <b>Description</b>      | Displays the AC input rated power in Watts. |
| <b>Legal Values</b>     | Integer > 0                                 |
| <b>Default Value</b>    | 0                                           |
| <b>Write Privilege</b>  | Not Applicable                              |
| <b>License Required</b> | Not Applicable                              |
| <b>Dependency</b>       | Not Applicable                              |

## System.Power.Supply.[i].MaxOutputPower (Read Only)

Table 462. Details of System.Power.Supply.[i].MaxOutputPower

|                         |                                              |
|-------------------------|----------------------------------------------|
| <b>Description</b>      | Displays the DC output rated power in Watts. |
| <b>Legal Values</b>     | Integer > 0                                  |
| <b>Default Value</b>    | 0                                            |
| <b>Write Privilege</b>  | Not Applicable                               |
| <b>License Required</b> | Not Applicable                               |
| <b>Dependency</b>       | Not Applicable                               |

## System.Power.Supply.[i].Status (Read Only)

Table 463. Details of System.Power.Supply.[i].Status

|                         |                                                                                                                                                  |
|-------------------------|--------------------------------------------------------------------------------------------------------------------------------------------------|
| <b>Description</b>      | Displays the status of the PSU.                                                                                                                  |
| <b>Legal Values</b>     | <ul style="list-style-type: none"><li>· 0 — absent</li><li>· 1 — present and OK</li><li>· 2 — failure</li><li>· 3 — predictive failure</li></ul> |
| <b>Default</b>          | 0 — absent                                                                                                                                       |
| <b>Write Privilege</b>  | Not Applicable                                                                                                                                   |
| <b>License Required</b> | Not Applicable                                                                                                                                   |
| <b>Dependency</b>       | Not Applicable                                                                                                                                   |

## System.Power.Supply.[i].Type (Read Only)

Table 464. Details of System.Power.Supply.[i].Type

|                         |                                                                                                                                                                           |
|-------------------------|---------------------------------------------------------------------------------------------------------------------------------------------------------------------------|
| <b>Description</b>      | Displays whether the power supply is AC or DC. Either of them are indexed group and the square brackets are only place-holders, and do not form a part of command syntax. |
| <b>Legal Values</b>     | String up to 32 characters.                                                                                                                                               |
| <b>Default</b>          | None                                                                                                                                                                      |
| <b>Write Privilege</b>  | Not Applicable                                                                                                                                                            |
| <b>License Required</b> | Not Applicable                                                                                                                                                            |
| <b>Dependency</b>       | Not Applicable                                                                                                                                                            |

## System.Power.Supply.[i].LineStatus (Read Only)

Table 465. Details of System.Power.Supply.[i].LineStatus

|                         |                                                      |
|-------------------------|------------------------------------------------------|
| <b>Description</b>      | Specifies if this power supply is powered off or on. |
| <b>Legal Values</b>     | Integer > 0                                          |
| <b>Default</b>          | None                                                 |
| <b>Write Privilege</b>  | Not Applicable                                       |
| <b>License Required</b> | Not Applicable                                       |
| <b>Dependency</b>       | Not Applicable                                       |

## System.Power.Supply.[i].PMBusMonitoring (Read Only)

Table 466. Details of System.Power.Supply.[i].PMBusMonitoring

|                     |                                            |
|---------------------|--------------------------------------------|
| <b>Description</b>  | Specifies if this PMBus is present or not. |
| <b>Legal Values</b> | Integer > 0                                |
| <b>Default</b>      | 0                                          |

|                         |                |
|-------------------------|----------------|
| <b>Write Privilege</b>  | Not Applicable |
| <b>License Required</b> | Not Applicable |
| <b>Dependency</b>       | Not Applicable |

## System.QuickSync

The objects in this group manage the configuration and recovery of QuickSync settings.

### System.QuickSync.Access (Read or Write)

**Table 467. Details of System.QuickSync.Access**

|                         |                                                                                                                     |
|-------------------------|---------------------------------------------------------------------------------------------------------------------|
| <b>Description</b>      | Configures the accessibility using Quick Sync on the server.                                                        |
| <b>Legal Values</b>     | <ul style="list-style-type: none"> <li>· 0 — Disabled</li> <li>· 1 — Read-only</li> <li>· 2 — Read-write</li> </ul> |
| <b>Default Value</b>    | 2 — Read-write                                                                                                      |
| <b>Write Privilege</b>  | Server Control                                                                                                      |
| <b>License Required</b> | iDRAC Express or iDRAC Enterprise                                                                                   |
| <b>Dependency</b>       | To configure, the <code>System.QuickSync.Presence</code> property must indicate <code>Present</code>                |

### System.QuickSync.InactivityTimeout (Read or Write)

**Table 468. Details of System.QuickSync.InactivityTimeout**

|                         |                                                                                                      |
|-------------------------|------------------------------------------------------------------------------------------------------|
| <b>Description</b>      | Configures the inactivity timer (in seconds) for Quick Sync.                                         |
| <b>Legal Values</b>     | 15 – 3600 seconds                                                                                    |
| <b>Default Value</b>    | 30 seconds                                                                                           |
| <b>Write Privilege</b>  | Server Control                                                                                       |
| <b>License Required</b> | iDRAC Express or iDRAC Enterprise                                                                    |
| <b>Dependency</b>       | To configure, the <code>System.QuickSync.Presence</code> property must indicate <code>Present</code> |

### System.QuickSync.InactivityTimerEnable (Read or Write)

**Table 469. Details of System.QuickSync.InactivityTimerEnable**

|                         |                                                                                                      |
|-------------------------|------------------------------------------------------------------------------------------------------|
| <b>Description</b>      | Enables or disables the inactivity timer for Quick Sync.                                             |
| <b>Legal Values</b>     | <ul style="list-style-type: none"> <li>· 1 — Enabled</li> <li>· 0 — Disabled</li> </ul>              |
| <b>Default Value</b>    | 1 — Enabled                                                                                          |
| <b>Write Privilege</b>  | Server Control                                                                                       |
| <b>License Required</b> | iDRAC Express or iDRAC Enterprise                                                                    |
| <b>Dependency</b>       | To configure, the <code>System.QuickSync.Presence</code> property must indicate <code>Present</code> |

## System.QuickSync.Presence (Read Only)

Table 470. Details of System.QuickSync.Presence

|                         |                                                                                                               |
|-------------------------|---------------------------------------------------------------------------------------------------------------|
| <b>Description</b>      | Indicates the presence of Quick Sync feature in the server.                                                   |
| <b>Legal Values</b>     | <ul style="list-style-type: none"><li>· 0— Not Supported</li><li>· 1 — Absent</li><li>· 2 — Present</li></ul> |
| <b>Default Value</b>    | Not Applicable                                                                                                |
| <b>Write Privilege</b>  | Not Applicable                                                                                                |
| <b>License Required</b> | iDRAC Express or iDRAC Enterprise                                                                             |
| <b>Dependency</b>       | None                                                                                                          |

## System.QuickSync.ReadAuthentication (Read or Write)

Table 471. Details of System.QuickSync.ReadAuthentication

|                         |                                                                                      |
|-------------------------|--------------------------------------------------------------------------------------|
| <b>Description</b>      | Enable or disable whether credentials are required when reading via Quick Sync.      |
| <b>Legal Values</b>     | <ul style="list-style-type: none"><li>· 0 - Disabled</li><li>· 1 - Enabled</li></ul> |
| <b>Default value</b>    | 1 - Enabled                                                                          |
| <b>Write Privilege</b>  | Configure iDRAC                                                                      |
| <b>License Required</b> | iDRAC Express                                                                        |
| <b>Dependency</b>       | The values for <code>System.QuickSync.Presence</code> property must indicate Present |

## System.QuickSync.WiFi (Read or Write)

 **NOTE:** The `System.QuickSync.WiFi` attribute is deprecated and replaced with `System.QuickSync.WiFiEnable` attribute.

Table 472. Details of System.QuickSync.WiFiEnable

|                         |                                                                                               |
|-------------------------|-----------------------------------------------------------------------------------------------|
| <b>Description</b>      | Enables or disables local WiFi to the server through Quick Sync.                              |
| <b>Legal Values</b>     | <ul style="list-style-type: none"><li>· 0 - Disabled</li><li>· 1 - Enabled</li></ul>          |
| <b>Default value</b>    | 1 - Enabled                                                                                   |
| <b>Write Privilege</b>  | Configure iDRAC                                                                               |
| <b>License Required</b> | iDRAC Express                                                                                 |
| <b>Dependency</b>       | The values for <code>System.QuickSync.Presence</code> property must indicate <b>Present</b> . |

## System.ServerOS

Use the objects in this group to manage the host operating system's name and version details.

## System.ServerOS.HostName (Read or Write)

Table 473. Details of System.ServerOS.HostName

|                         |                                               |
|-------------------------|-----------------------------------------------|
| <b>Description</b>      | Displays the host name of the managed server. |
| <b>Legal Values</b>     | String of up to 256 ASCII characters          |
| <b>Default Value</b>    | Not Applicable                                |
| <b>Write Privilege</b>  | Configure iDRAC                               |
| <b>License Required</b> | iDRAC Express or iDRAC Enterprise             |
| <b>Dependency</b>       | None                                          |

## System.ServerOS.OSName (Read or Write)

Table 474. Details of System.ServerOS.OSName

|                         |                                                           |
|-------------------------|-----------------------------------------------------------|
| <b>Description</b>      | Displays the operating system name of the managed server. |
| <b>Legal Values</b>     | String of up to 254 ASCII characters                      |
| <b>Default Value</b>    | Not Applicable                                            |
| <b>Write Privilege</b>  | Configure iDRAC                                           |
| <b>License Required</b> | iDRAC Express or iDRAC Enterprise                         |
| <b>Dependency</b>       | None                                                      |

## System.ServerOS.OSVersion (Read Only)

Table 475. Details of System.ServerOS.OSVersion

|                         |                                                               |
|-------------------------|---------------------------------------------------------------|
| <b>Description</b>      | Indicates the operating system version of the managed server. |
| <b>Legal Values</b>     | String of up to 254 ASCII characters                          |
| <b>Default Value</b>    | Not Applicable                                                |
| <b>Write Privilege</b>  | Not Applicable                                                |
| <b>License Required</b> | iDRAC Express or iDRAC Enterprise                             |
| <b>Dependency</b>       | None                                                          |

## System.ServerOS.ProductKey(Read Only)

Table 476. Details of System.ServerOS.ProductKey

|                         |                                                                 |
|-------------------------|-----------------------------------------------------------------|
| <b>Description</b>      | Displays the windows OS product key associated with the server. |
| <b>Legal Values</b>     | String of up to 32 ASCII characters                             |
| <b>Default Value</b>    | None                                                            |
| <b>Write Privilege</b>  | Not Applicable                                                  |
| <b>License Required</b> | iDRAC Express or iDRAC Enterprise                               |

**Dependency** None

## System.ServerOS.ServerPoweredOnTime (Read Only)

**Table 477. Details of System.ServerOS.ServerPoweredOnTime**

**Description** Indicates the time (in seconds) from when the operating system is turned ON.

**Legal Values** Any integer value indicating the system powered on time duration.

**Default Value** 0

**Write Privilege** Not Applicable

**License Required** iDRAC Express or iDRAC Enterprise

**Dependency** None

## System.Serverpwr

This group provides power management features for iDRAC.

The following section provides information about the objects in this group.

## System.Serverpwr.ActivePolicyName (Read Only)

**Table 478. Details of System.Serverpwr.ActivePolicyName attribute**

**Description** Displays the Active Power Cap Policy Name

**Legal Values** String of up to 128 ASCII characters

**Default Value** Not Applicable

**Write Privilege** Not Applicable

**License Required** iDRAC Enterprise

**Dependency** None

## System.Serverpwr.ActivePowerCapVal (Read Only)

**Table 479. Details of System.Serverpwr.ActivePowerCapVal subcommand**

**Description** Sets the Active Power Cap value.

**Legal Values** Integers from 0 to 32767

**Default Value** Not Applicable

**Write Privilege** Not Applicable

**License Required** iDRAC Enterprise

**Dependency** None

## System.Serverpwr.PowerCapMaxThres (Read Only)

**Table 480. Details of System.Serverpwr.PowerCapMaxThres (Read Only) subcommand**

**Description** Maximum threshold for Power Cap.

|                         |                                 |
|-------------------------|---------------------------------|
| <b>Legal Values</b>     | Integral values from 0 to 32767 |
| <b>Default Value</b>    | Not Applicable                  |
| <b>Write Privilege</b>  | Not Applicable                  |
| <b>License Required</b> | iDRAC Enterprise                |
| <b>Dependency</b>       | None                            |

## System.Serverpwr.PowerCapMinThres (Read Only)

Table 481. Details of System.Serverpwr.PowerCapMinThres subcommand

|                         |                                  |
|-------------------------|----------------------------------|
| <b>Description</b>      | Minimum threshold for Power Cap. |
| <b>Legal Values</b>     | Integral values from 0 to 32767  |
| <b>Default Value</b>    | Not Applicable                   |
| <b>Write Privilege</b>  | Not Applicable                   |
| <b>License Required</b> | iDRAC Enterprise                 |
| <b>Dependency</b>       | None                             |

## System.Serverpwr.PowerCapSetting

Table 482. Details of System.Serverpwr.PowerCapSetting subcommand

|                         |                                                                                           |
|-------------------------|-------------------------------------------------------------------------------------------|
| <b>Description</b>      | Enables or Disables setting the Power Cap value.                                          |
| <b>Legal Values</b>     | <ul style="list-style-type: none"> <li>· 0 — Disabled.</li> <li>· 1 — Enabled.</li> </ul> |
| <b>Default Value</b>    | Not Applicable                                                                            |
| <b>Write Privilege</b>  | Not Applicable                                                                            |
| <b>License Required</b> | iDRAC Enterprise                                                                          |
| <b>Dependency</b>       | None                                                                                      |

## System.Serverpwr.PowerCapValue

Table 483. Details of System.Serverpwr.PowerCapValue subcommand

|                         |                                                     |
|-------------------------|-----------------------------------------------------|
| <b>Description</b>      | Indicates maximum power consumption limit in Watts. |
| <b>Legal Values</b>     | Integral values from 0 to 32767                     |
| <b>Default Value</b>    | Not Applicable                                      |
| <b>Write Privilege</b>  | Not Applicable                                      |
| <b>License Required</b> | Not Applicable                                      |
| <b>Dependency</b>       | None                                                |

## System.Storage

This group will provide system level SSD wear details of the connected SSDs.

## System.storage.availableSpareAlertThreshold (Read or Write)

Table 484. Details of system.storage.availableSpareAlertThreshold

|                         |                                                                                                                             |
|-------------------------|-----------------------------------------------------------------------------------------------------------------------------|
| <b>Description</b>      | Displays the system level user configured threshold value for available spare value of the SSD devices connected to system. |
| <b>Legal Values</b>     | Integral Values: 1–99                                                                                                       |
| <b>Default Value</b>    | 10                                                                                                                          |
| <b>Write Privilege</b>  | Configure iDRAC                                                                                                             |
| <b>License Required</b> | iDRAC RACADM                                                                                                                |
| <b>Dependency</b>       | None                                                                                                                        |

## System.storage.RemainingRatedWriteEnduranceAlertThreshold (Read or Write)

Table 485. Details of System.storage.RemainingRatedWriteEnduranceAlertThreshold

|                         |                                                                                                                             |
|-------------------------|-----------------------------------------------------------------------------------------------------------------------------|
| <b>Description</b>      | Displays the system level user configured threshold value for write endurance value of the SSD devices connected to system. |
| <b>Legal Values</b>     | Integral Values: 1–99                                                                                                       |
| <b>Default Value</b>    | 10                                                                                                                          |
| <b>Write Privilege</b>  | Configure iDRAC                                                                                                             |
| <b>License Required</b> | iDRAC RACADM                                                                                                                |
| <b>Dependency</b>       | None                                                                                                                        |

## System.SupportInfo

This group contains the attributes that provides details about System.SupportInfo.

### System.SupportInfo.AutoFix (Read or Write)

|                         |                                |
|-------------------------|--------------------------------|
| <b>Description</b>      | Method used to fix the problem |
| <b>Legal Values</b>     | None                           |
| <b>Default Values</b>   | None                           |
| <b>Write Privilege</b>  | Configure iDRAC                |
| <b>License Required</b> | Not Applicable                 |
| <b>Dependency</b>       | None                           |

### System.SupportInfo.HelpDesk (Read or Write)

|                     |                                                                                                               |
|---------------------|---------------------------------------------------------------------------------------------------------------|
| <b>Description</b>  | Name of the help desk that provides technical support for your system; information provided by the help desk. |
| <b>Legal Values</b> | None                                                                                                          |



|                         |                 |
|-------------------------|-----------------|
| <b>Default Values</b>   | None            |
| <b>Write Privilege</b>  | Configure iDRAC |
| <b>License Required</b> | Not Applicable  |
| <b>Dependency</b>       | None            |

## System.SupportInfo.Outsourced (Read or Write)

|                         |                                                                                                                     |
|-------------------------|---------------------------------------------------------------------------------------------------------------------|
| <b>Description</b>      | Indicates whether you have contracted with an outside business entity to provide technical support for your system. |
| <b>Legal Values</b>     | <ul style="list-style-type: none"> <li>· 0-Yes</li> <li>· 1-No</li> </ul>                                           |
| <b>Default Values</b>   | <ul style="list-style-type: none"> <li>· 1</li> </ul>                                                               |
| <b>Write Privilege</b>  | Configure iDRAC                                                                                                     |
| <b>License Required</b> | Not Applicable                                                                                                      |
| <b>Dependency</b>       | None                                                                                                                |

## System.SupportInfo.Type (Read or Write)

|                         |                                                                                                                                     |
|-------------------------|-------------------------------------------------------------------------------------------------------------------------------------|
| <b>Description</b>      | Indicates whether a support request is for a problem with your system's network connectivity or with a particular system component. |
| <b>Legal Values</b>     | <ul style="list-style-type: none"> <li>· 0-Network</li> <li>· 1-Storage</li> </ul>                                                  |
| <b>Default Values</b>   | <ul style="list-style-type: none"> <li>· 0</li> </ul>                                                                               |
| <b>Write Privilege</b>  | Configure iDRAC                                                                                                                     |
| <b>License Required</b> | Not Applicable                                                                                                                      |
| <b>Dependency</b>       | None                                                                                                                                |

## System.SystemInfo

This group contains the attributes that provides details about System.SystemInfo.

### System.SystemInfo.BootTime (Read Only)

|                         |                               |
|-------------------------|-------------------------------|
| <b>Description</b>      | Time of the last system boot. |
| <b>Legal Values</b>     | None                          |
| <b>Default Values</b>   | None                          |
| <b>Write Privilege</b>  | Configure iDRAC               |
| <b>License Required</b> | Not Applicable                |
| <b>Dependency</b>       | None                          |

### System.SystemInfo.PrimaryTelephone (Read or Write)

|                     |                                                                      |
|---------------------|----------------------------------------------------------------------|
| <b>Description</b>  | Telephone number for the person responsible for managing the system. |
| <b>Legal Values</b> | None                                                                 |

|                         |                 |
|-------------------------|-----------------|
| <b>Default Values</b>   | None            |
| <b>Write Privilege</b>  | Configure iDRAC |
| <b>License Required</b> | Not Applicable  |
| <b>Dependency</b>       | None            |

## System.SystemInfo.PrimaryUser (Read or Write)

|                         |                                                                                 |
|-------------------------|---------------------------------------------------------------------------------|
| <b>Description</b>      | Text that provides the name for the person responsible for managing the system. |
| <b>Legal Values</b>     | None                                                                            |
| <b>Default Values</b>   | None                                                                            |
| <b>Write Privilege</b>  | Configure iDRAC                                                                 |
| <b>License Required</b> | Not Applicable                                                                  |
| <b>Dependency</b>       | None                                                                            |

## System.SystemInfo.SysLocation (Read or Write)

|                         |                                                                                  |
|-------------------------|----------------------------------------------------------------------------------|
| <b>Description</b>      | Alphanumeric text that specifies where the system is, such as building and room. |
| <b>Legal Values</b>     | None                                                                             |
| <b>Default Values</b>   | None                                                                             |
| <b>Write Privilege</b>  | Configure iDRAC                                                                  |
| <b>License Required</b> | Not Applicable                                                                   |
| <b>Dependency</b>       | None                                                                             |

## System.SystemInfo.SystemName (Read Only)

|                         |                                                        |
|-------------------------|--------------------------------------------------------|
| <b>Description</b>      | Alphanumeric text that uniquely identifies the system. |
| <b>Legal Values</b>     | None                                                   |
| <b>Default Values</b>   | None                                                   |
| <b>Write Privilege</b>  | Configure iDRAC                                        |
| <b>License Required</b> | Not Applicable                                         |
| <b>Dependency</b>       | None                                                   |

## System.SystemInfo.SysTime (Read Only)

|                         |                                              |
|-------------------------|----------------------------------------------|
| <b>Description</b>      | Current time configured on the system clock. |
| <b>Legal Values</b>     | None                                         |
| <b>Default Values</b>   | None                                         |
| <b>Write Privilege</b>  | Configure iDRAC                              |
| <b>License Required</b> | Not Applicable                               |
| <b>Dependency</b>       | None                                         |


## System.ThermalSettings

This group provides information about the thermal settings of the server.

To know more about the platforms supported for **AirExhaustTemp** and **FanSpeedOffset** settings, see the iDRAC User's Guide available at [www.dell.com/esrmanuals](http://www.dell.com/esrmanuals).

## System.ThermalSettings.AirExhaustTemp (Read or Write)

Table 486. Details of System.ThermalSettings.AirExhaustTemp

|                         |                                                                                                                                                                                                                                         |
|-------------------------|-----------------------------------------------------------------------------------------------------------------------------------------------------------------------------------------------------------------------------------------|
| <b>Description</b>      | Displays the air exhaust temperature and sets the exhaust temperature to any appropriate value.<br> <b>NOTE: This attribute is platform dependent.</b> |
| <b>Legal Values</b>     | <ul style="list-style-type: none"><li>· 0 — 40°C</li><li>· 1 — 45°C</li><li>· 2 — 50°C</li><li>· 3 — 55°C</li><li>· 255 — None</li></ul>                                                                                                |
| <b>Default value</b>    | 255 — None                                                                                                                                                                                                                              |
| <b>License Required</b> | iDRAC Express or iDRAC Enterprise                                                                                                                                                                                                       |
| <b>Dependency</b>       | None                                                                                                                                                                                                                                    |

## System.ThermalSettings.AirTemperatureRiseLimit (Read or Write)


|                         |                                                                                                                                                                         |
|-------------------------|-------------------------------------------------------------------------------------------------------------------------------------------------------------------------|
| <b>Description</b>      | Defines the Air Temperature Rise Limit                                                                                                                                  |
| <b>Legal Values</b>     | <ul style="list-style-type: none"><li>· 0-15</li><li>· 1-20</li><li>· 2-25</li><li>· 3-30</li><li>· 4-35</li><li>· 5-40</li><li>· 6-45</li><li>· 255-NO LIMIT</li></ul> |
| <b>Default Values</b>   | <ul style="list-style-type: none"><li>· 255</li></ul>                                                                                                                   |
| <b>Write Privilege</b>  | Configure iDRAC                                                                                                                                                         |
| <b>License Required</b> | Not Applicable                                                                                                                                                          |
| <b>Dependency</b>       | Feature must be supported to set the value.                                                                                                                             |

## System.ThermalSettings.AirTemperatureRiseLimitSupport (Read Only)

|                         |                                                                                         |
|-------------------------|-----------------------------------------------------------------------------------------|
| <b>Description</b>      | Defines if the Air Temperature Rise Limit configuration is supported                    |
| <b>Legal Values</b>     | <ul style="list-style-type: none"><li>· 0-Not Supported</li><li>· 1-Supported</li></ul> |
| <b>Default Values</b>   | <ul style="list-style-type: none"><li>· 0</li></ul>                                     |
| <b>Write Privilege</b>  | Configure iDRAC                                                                         |
| <b>License Required</b> | Not Applicable                                                                          |
| <b>Dependency</b>       | None                                                                                    |

## System.ThermalSettings.BaseAlgorithm (Read or Write)

Table 487. Details of System.ThermalSettings.BaseAlgorithm


|                         |                                                                                                                                                                                                  |
|-------------------------|--------------------------------------------------------------------------------------------------------------------------------------------------------------------------------------------------|
| <b>Description</b>      | Specifies the thermal base algorithm.<br> <b>NOTE: This object is not applicable for Rack and Tower server.</b> |
| <b>Legal Values</b>     | <ul style="list-style-type: none"><li>· 0 — Auto</li><li>· 1 — Max Exhaust Temperature</li><li>· 2 — Min Power</li></ul>                                                                         |
| <b>Default values</b>   | None                                                                                                                                                                                             |
| <b>License Required</b> | iDRAC Express                                                                                                                                                                                    |
| <b>Dependency</b>       | None                                                                                                                                                                                             |

## System.ThermalSettings.CurrentSystemProfileValue (Read Only)

|                         |                                       |
|-------------------------|---------------------------------------|
| <b>Description</b>      | Displays current system profile value |
| <b>Legal Values</b>     | None                                  |
| <b>Default Values</b>   | None                                  |
| <b>Write Privilege</b>  | Configure iDRAC                       |
| <b>License Required</b> | Not Applicable                        |
| <b>Dependency</b>       | None                                  |


## System.ThermalSettings.FanSpeedOffset (Read or Write)

Table 488. Details of System.ThermalSettings.FanSpeedOffset

|                         |                                                                                                                                                                           |
|-------------------------|---------------------------------------------------------------------------------------------------------------------------------------------------------------------------|
| <b>Description</b>      | Specifies the fan speed offset.<br> <b>NOTE: This attribute is platform dependent.</b> |
| <b>Legal Values</b>     | <ul style="list-style-type: none"><li>· 0 — Low fan speed</li><li>· 1 — High fan speed</li><li>· 255 — OFF</li></ul>                                                      |
| <b>Default value</b>    | OFF                                                                                                                                                                       |
| <b>License Required</b> | iDRAC Express or iDRAC Enterprise                                                                                                                                         |
| <b>Dependency</b>       | None                                                                                                                                                                      |

## System.ThermalSettings.FanSpeedLowOffsetVal (Read Only)


Table 489. Details of System.ThermalSettings.FanSpeedLowOffsetVal

|                     |                                                                                                                                                                                                    |
|---------------------|----------------------------------------------------------------------------------------------------------------------------------------------------------------------------------------------------|
| <b>Description</b>  | Indicates the percentage range for low fan Offset speed.<br> <b>NOTE: This attribute is platform dependent.</b> |
| <b>Legal Values</b> | Integral Values: 0 – 100                                                                                                                                                                           |

|                         |                                   |
|-------------------------|-----------------------------------|
| <b>Default Value</b>    | 0                                 |
| <b>License Required</b> | iDRAC Express or iDRAC Enterprise |
| <b>Dependency</b>       | None                              |


## System.ThermalSettings.FanSpeedMediumOffsetVal (Read Only)

Table 490. Details of System.ThermalSettings.FanSpeedMediumOffsetVal

|                         |                                                                                                                                                                                                     |
|-------------------------|-----------------------------------------------------------------------------------------------------------------------------------------------------------------------------------------------------|
| <b>Description</b>      | Indicates the percentage range for medium fan speed offset.<br> <b>NOTE: This attribute is platform dependent.</b> |
| <b>Legal Values</b>     | Integral Values: 0 – 100                                                                                                                                                                            |
| <b>Default Value</b>    | 0                                                                                                                                                                                                   |
| <b>License Required</b> | iDRAC Express or iDRAC Enterprise                                                                                                                                                                   |
| <b>Dependency</b>       | None                                                                                                                                                                                                |


## System.ThermalSettings.FanSpeedHighOffsetVal (Read Only)

Table 491. Details of System.ThermalSettings.FanSpeedHighOffsetVal

|                         |                                                                                                                                                                                                         |
|-------------------------|---------------------------------------------------------------------------------------------------------------------------------------------------------------------------------------------------------|
| <b>Description</b>      | Indicates the percentage range for the high fan offset speed.<br> <b>NOTE: This attribute is platform dependent.</b> |
| <b>Legal Values</b>     | Integral Values: 0 – 100                                                                                                                                                                                |
| <b>Default Value</b>    | 0                                                                                                                                                                                                       |
| <b>License Required</b> | iDRAC Express or iDRAC Enterprise                                                                                                                                                                       |
| <b>Dependency</b>       | None                                                                                                                                                                                                    |

## System.ThermalSettings.FanSpeedHighOffsetVal (Read Only)

Table 492. Details of System.ThermalSettings.FanSpeedHighOffsetVal

|                         |                                                                                                                                                                                                    |
|-------------------------|----------------------------------------------------------------------------------------------------------------------------------------------------------------------------------------------------|
| <b>Description</b>      | Indicates the percentage range for low fan offset speed.<br> <b>NOTE: This attribute is platform dependent.</b> |
| <b>Legal Values</b>     | Integral Values: 0 – 100                                                                                                                                                                           |
| <b>Default Value</b>    | 0                                                                                                                                                                                                  |
| <b>License Required</b> | iDRAC Express or iDRAC Enterprise                                                                                                                                                                  |
| <b>Dependency</b>       | None                                                                                                                                                                                               |

# System.ThermalSettings.MinimumFanSpeed (Read or Write)

Table 493. Details of System.ThermalSettings.MinimumFanSpeed

|                         |                                                                                                                                                                                                                                                                                                                                                                                    |
|-------------------------|------------------------------------------------------------------------------------------------------------------------------------------------------------------------------------------------------------------------------------------------------------------------------------------------------------------------------------------------------------------------------------|
| <b>Description</b>      | Specifies the minimum fan speed required.<br><br><b>NOTE:</b> This attribute is platform-dependent. Run the following commands to get: <ul style="list-style-type: none"><li>• <b>Minimum fan speed</b>—<code>racadm get system.thermalsettings.MFSMinimumLimit</code></li><li>• <b>Maximum fan speed</b>—<code>racadm get system.thermalsettings.MFSMaximumLimit</code></li></ul> |
| <b>Legal Values</b>     | MFSMinimumLimit—MFSMaximumLimit                                                                                                                                                                                                                                                                                                                                                    |
| <b>Default Value</b>    | 255                                                                                                                                                                                                                                                                                                                                                                                |
| <b>Write Privilege</b>  | Not Applicable                                                                                                                                                                                                                                                                                                                                                                     |
| <b>License Required</b> | iDRAC Express or iDRAC Enterprise                                                                                                                                                                                                                                                                                                                                                  |
| <b>Dependency</b>       | None                                                                                                                                                                                                                                                                                                                                                                               |

# System.ThermalSettings.MaximumPCleInletTemperatureLimit (Read or Write)

|                         |                                                                       |
|-------------------------|-----------------------------------------------------------------------|
| <b>Description</b>      | Defines the Maximum PCIe Inlet Temperature Limit.                     |
| <b>Legal Values</b>     | <ul style="list-style-type: none"><li>• 0-55</li><li>• 1-45</li></ul> |
| <b>Default Values</b>   | <ul style="list-style-type: none"><li>• 0</li></ul>                   |
| <b>Write Privilege</b>  | Configure iDRAC                                                       |
| <b>License Required</b> | Not Applicable                                                        |
| <b>Dependency</b>       | Feature must be supported to set the value.                           |

# System.ThermalSettings.MaximumPCleInletTemperatureLimitSupport (Read Only)

|                         |                                                                                         |
|-------------------------|-----------------------------------------------------------------------------------------|
| <b>Description</b>      | Defines if the Maximum PCIe Inlet Temperature Limit configuration is supported.         |
| <b>Legal Values</b>     | <ul style="list-style-type: none"><li>• 0-Not Supported</li><li>• 1-Supported</li></ul> |
| <b>Default Values</b>   | <ul style="list-style-type: none"><li>• 0</li></ul>                                     |
| <b>Write Privilege</b>  | Configure iDRAC                                                                         |
| <b>License Required</b> | Not Applicable                                                                          |
| <b>Dependency</b>       | None                                                                                    |

# System.ThermalSettings.SetAirTemperatureRiseLimit (Read or Write)

|                    |                                                                              |
|--------------------|------------------------------------------------------------------------------|
| <b>Description</b> | Defines if the Air Temperature Rise Limit configuration is enabled/disabled. |
|--------------------|------------------------------------------------------------------------------|

|                         |                                                                                     |
|-------------------------|-------------------------------------------------------------------------------------|
| <b>Legal Values</b>     | <ul style="list-style-type: none"> <li>· 0-Disabled</li> <li>· 1-Enabled</li> </ul> |
| <b>Default Values</b>   | <ul style="list-style-type: none"> <li>· 0</li> </ul>                               |
| <b>Write Privilege</b>  | Configure iDRAC                                                                     |
| <b>License Required</b> | Not Applicable                                                                      |
| <b>Dependency</b>       | Feature must be supported to set the value.                                         |

## System.ThermalSettings.SetMaximumExhaustTemperatureLimit (Read or Write)

|                         |                                                                                     |
|-------------------------|-------------------------------------------------------------------------------------|
| <b>Description</b>      | Defines if the Exhaust Temperature Limit configuration is disabled or enabled.      |
| <b>Legal Values</b>     | <ul style="list-style-type: none"> <li>· 0-Disabled</li> <li>· 1-Enabled</li> </ul> |
| <b>Default Values</b>   | <ul style="list-style-type: none"> <li>· 0</li> </ul>                               |
| <b>Write Privilege</b>  | Configure iDRAC                                                                     |
| <b>License Required</b> | Not Applicable                                                                      |
| <b>Dependency</b>       | Feature must be supported to set the value.                                         |

## System.ThermalSettings.SystemExhaustTemperature (Read Only)

|                         |                                                       |
|-------------------------|-------------------------------------------------------|
| <b>Description</b>      | Indicates the current system exhaust temperature.     |
| <b>Legal Values</b>     | None                                                  |
| <b>Default Values</b>   | <ul style="list-style-type: none"> <li>· 0</li> </ul> |
| <b>Write Privilege</b>  | Configure iDRAC                                       |
| <b>License Required</b> | Not Applicable                                        |
| <b>Dependency</b>       | None                                                  |

## System.ThermalSettings.SystemInletTemperature (Read Only)

|                         |                                                           |
|-------------------------|-----------------------------------------------------------|
| <b>Description</b>      | Indicates the current system inlet (ambient) temperature. |
| <b>Legal Values</b>     | None                                                      |
| <b>Default Values</b>   | <ul style="list-style-type: none"> <li>· 0</li> </ul>     |
| <b>Write Privilege</b>  | Configure iDRAC                                           |
| <b>License Required</b> | Not Applicable                                            |
| <b>Dependency</b>       | None                                                      |

## System.ThermalSettings.SystemInletTemperatureSupportLimitPerConfiguration (Read Only)


|                         |                                                                                  |
|-------------------------|----------------------------------------------------------------------------------|
| <b>Description</b>      | Indicates the system inlet temperature limit supported for system configuration. |
| <b>Legal Values</b>     | None                                                                             |
| <b>Default Values</b>   | . 0                                                                              |
| <b>Write Privilege</b>  | Configure iDRAC                                                                  |
| <b>License Required</b> | Not Applicable                                                                   |
| <b>Dependency</b>       | None                                                                             |

## System.ThermalSettings.TargetExhaustTemperatureLimit (Read Only)

|                         |                                                                   |
|-------------------------|-------------------------------------------------------------------|
| <b>Description</b>      | Indicates the current effective target exhaust temperature limit. |
| <b>Legal Values</b>     | None                                                              |
| <b>Default Values</b>   | . 0                                                               |
| <b>Write Privilege</b>  | Configure iDRAC                                                   |
| <b>License Required</b> | Not Applicable                                                    |
| <b>Dependency</b>       | None                                                              |


## System.ThermalSettings.MFSMaximumLimit (Read Only)

Table 494. Details of System.ThermalSettings.MFSMaximumLimit

|                         |                                                                                                                                                                                |
|-------------------------|--------------------------------------------------------------------------------------------------------------------------------------------------------------------------------|
| <b>Description</b>      | Indicates the maximum limit for MFS.<br> <b>NOTE: This attribute is platform dependent.</b> |
| <b>Legal Values</b>     | Integral Values: 1 - 100                                                                                                                                                       |
| <b>Default Value</b>    | 255                                                                                                                                                                            |
| <b>License Required</b> | iDRAC Express or iDRAC Enterprise                                                                                                                                              |
| <b>Dependency</b>       | None                                                                                                                                                                           |

## System.ThermalSettings.MFSMinimumLimit (Read Only)


Table 495. Details of System.ThermalSettings.MFSMinimumLimit

|                         |                                                                                                                                                                                |
|-------------------------|--------------------------------------------------------------------------------------------------------------------------------------------------------------------------------|
| <b>Description</b>      | Indicates the minimum limit for MFS.<br> <b>NOTE: This attribute is platform dependent.</b> |
| <b>Legal Values</b>     | Integral Values: 0 — MFSMaximumLimit                                                                                                                                           |
| <b>Default Value</b>    | 225                                                                                                                                                                            |
| <b>License Required</b> | iDRAC Express or iDRAC Enterprise                                                                                                                                              |
| <b>Dependency</b>       | None                                                                                                                                                                           |



# System.ThermalSettings.ThermalProfile (Read or Write)

Table 496. Details of System.ThermalSettings.ThermalProfile

|                         |                                                                                                                                                                                                       |
|-------------------------|-------------------------------------------------------------------------------------------------------------------------------------------------------------------------------------------------------|
| <b>Description</b>      | Sets the thermal base algorithm.<br><br> <b>NOTE:</b> Restart the system to activate the power and thermal settings. |
| <b>Legal Values</b>     | <ul style="list-style-type: none"><li>· 0 — Default Thermal Profile Settings</li><li>· 1 — Maximum performance</li><li>· 2 — Minimum Power</li></ul>                                                  |
| <b>Default Value</b>    | Auto                                                                                                                                                                                                  |
| <b>Write Privilege</b>  | Configure iDRAC                                                                                                                                                                                       |
| <b>License Required</b> | iDRAC Express or iDRAC Enterprise                                                                                                                                                                     |
| <b>Dependency</b>       | None                                                                                                                                                                                                  |

# System.ThermalConfig

The objects in this group manage the thermal configuration.

# System.ThermalConfig.CriticalEventGenerationInterval (Read or Write)

Table 497. Details of System.ThermalConfig.CriticalEventGenerationInterval

|                         |                                                                            |
|-------------------------|----------------------------------------------------------------------------|
| <b>Description</b>      | Indicates the time interval (in days) for critical events to be generated. |
| <b>Legal Values</b>     | Integral Values: 0-365                                                     |
| <b>Default Value</b>    | 30                                                                         |
| <b>Write Privilege</b>  | Configure iDRAC                                                            |
| <b>License Required</b> | iDRAC Express or iDRAC Enterprise                                          |
| <b>Dependency</b>       | None                                                                       |

# System.ThermalConfig.EventGenerationInterval (Read or Write)

Table 498. Details of System.ThermalConfig.EventGenerationInterval

|                         |                                                                           |
|-------------------------|---------------------------------------------------------------------------|
| <b>Description</b>      | Indicates the time interval (in days) for warning events to be generated. |
| <b>Legal Values</b>     | Integral Values: 0-365                                                    |
| <b>Default Value</b>    | 30                                                                        |
| <b>Write Privilege</b>  | Configure iDRAC                                                           |
| <b>License Required</b> | iDRAC Express or iDRAC Enterprise                                         |
| <b>Dependency</b>       | None                                                                      |

# System.ThermalConfig.FreshAirCompliantConfiguration (Read Only)

Table 499. Details of System.ThermalConfig.FreshAirCompliantConfiguration


|                         |                                                                                                         |
|-------------------------|---------------------------------------------------------------------------------------------------------|
| <b>Description</b>      | Indicates whether or not the system is configured to be fresh air compliant.                            |
| <b>Legal Values</b>     | <ul style="list-style-type: none"><li>· 0 — Not Applicable</li><li>· 1 — Yes</li><li>· 2 — No</li></ul> |
| <b>Default Value</b>    | 1 — Yes                                                                                                 |
| <b>License Required</b> | iDRAC Express or iDRAC Enterprise                                                                       |
| <b>Dependency</b>       | None                                                                                                    |

# System.USBFront

This group contains the attributes that provides details about system USB front.

## System.USBFront.Enable(Read or Write)

Table 500. Details of System.USBFront.Enable

|                         |                                                                                                                                                                                                        |
|-------------------------|--------------------------------------------------------------------------------------------------------------------------------------------------------------------------------------------------------|
| <b>Description</b>      | Enables or disables the host front USB port.<br> <b>NOTE: This setting can be overwritten by BIOS Menu setting.</b> |
| <b>Legal Values</b>     | <ul style="list-style-type: none"><li>· 0—Not applicable</li><li>· 1—Disabled</li><li>· 2—Enabled</li></ul>                                                                                            |
| <b>Default Value</b>    | 0—Not applicable                                                                                                                                                                                       |
| <b>Write privilege</b>  | Configure iDRAC                                                                                                                                                                                        |
| <b>License Required</b> | Not Applicable                                                                                                                                                                                         |
| <b>Dependency</b>       | None                                                                                                                                                                                                   |

# System.WarrantyInfo

This group contains the attributes that provides details about System.WarrantyInfo.

## System.WarrantyInfo.Cost (Read or Write)

|                         |                                                     |
|-------------------------|-----------------------------------------------------|
| <b>Description</b>      | The total cost of the warranty service on a system. |
| <b>Legal Values</b>     | None                                                |
| <b>Default Values</b>   | <ul style="list-style-type: none"><li>· 0</li></ul> |
| <b>Write Privilege</b>  | Configure iDRAC                                     |
| <b>License Required</b> | Not Applicable                                      |
| <b>Dependency</b>       | None                                                |

## System.WarrantyInfo.Duration (Read or Write)

|                         |                                                                   |
|-------------------------|-------------------------------------------------------------------|
| <b>Description</b>      | The number of days or months that the warranty is to be in force. |
| <b>Legal Values</b>     | None                                                              |
| <b>Default Values</b>   | . 0                                                               |
| <b>Write Privilege</b>  | Configure iDRAC                                                   |
| <b>License Required</b> | Not Applicable                                                    |
| <b>Dependency</b>       | None                                                              |

## System.WarrantyInfo.EndDate (Read or Write)

|                         |                                               |
|-------------------------|-----------------------------------------------|
| <b>Description</b>      | The date that extended warranty service ends. |
| <b>Legal Values</b>     | None                                          |
| <b>Default Values</b>   | None                                          |
| <b>Write Privilege</b>  | Configure iDRAC                               |
| <b>License Required</b> | Not Applicable                                |
| <b>Dependency</b>       | None                                          |

## System.WarrantyInfo.UnitType (Read or Write)

|                         |                                                                             |
|-------------------------|-----------------------------------------------------------------------------|
| <b>Description</b>      | Indicates whether the length of the warranty is measured in days or months. |
| <b>Legal Values</b>     | . 0-Days<br>. 1-Months                                                      |
| <b>Default Values</b>   | . 0                                                                         |
| <b>Write Privilege</b>  | Configure iDRAC                                                             |
| <b>License Required</b> | Not Applicable                                                              |
| <b>Dependency</b>       | None                                                                        |

## LifecycleController.LCAttributes

The following section provides information about the objects in the `LifecycleController.LCAttributes` group.

 **NOTE:** A job successfully configured using the `autoupdate` or `autobackup` feature settings can be deleted only if the job is currently not running or downloading.

## LifecycleController.LCAttributes.autobackup (Read or Write)

**Table 501. Details of LifecycleController.LCAttributes.autobackup**

|                      |                                                     |
|----------------------|-----------------------------------------------------|
| <b>Description</b>   | Enables or disables the automatic backup scheduler. |
| <b>Legal Values</b>  | . 0 — Disabled<br>. 1 — Enabled                     |
| <b>Default Value</b> | 0 — Disabled                                        |

|                         |                  |
|-------------------------|------------------|
| <b>Write Privilege</b>  | Server Control   |
| <b>License Required</b> | iDRAC Enterprise |
| <b>Dependency</b>       | None             |

## LifecycleController.LCAttributes.AutoDiscovery (Read Only)

**Table 502. Details of LifecycleController.LCAttributes.AutoDiscovery**

|                         |                                                                               |
|-------------------------|-------------------------------------------------------------------------------|
| <b>Description</b>      | Enables or disables the auto discovery scheduler.                             |
| <b>Legal Values</b>     | <ul style="list-style-type: none"> <li>· 0 — Off</li> <li>· 1 — ON</li> </ul> |
| <b>Default Value</b>    | 0 — Off                                                                       |
| <b>License Required</b> | iDRAC Enterprise                                                              |
| <b>Dependency</b>       | None                                                                          |

## LifecycleController.LCAttributes.autoupdate (Read or Write)

**Table 503. Details of LifecycleController.LCAttributes.autoupdate**

|                         |                                                                                         |
|-------------------------|-----------------------------------------------------------------------------------------|
| <b>Description</b>      | Enables or disables the automatic update scheduler.                                     |
| <b>Legal Values</b>     | <ul style="list-style-type: none"> <li>· 0 — Disabled</li> <li>· 1 — Enabled</li> </ul> |
| <b>Default Value</b>    | 1 — Enabled                                                                             |
| <b>Write Privilege</b>  | Server Control                                                                          |
| <b>License Required</b> | iDRAC Enterprise                                                                        |
| <b>Dependency</b>       | None                                                                                    |

## LifecycleController.LCAttributes.BiosRTDRequested (Read or Write)

**Table 504. Details of LifecycleController.LCAttributes.BiosRTDRequested**

|                         |                                                                                                                                                                                                                           |
|-------------------------|---------------------------------------------------------------------------------------------------------------------------------------------------------------------------------------------------------------------------|
| <b>Description</b>      | <p>Reset all the BIOS attributes to the default state.</p> <p>Set the value to 1, and restart the server to reset the BIOS attributes to factory default. After the server restart, the value is set to 0 by default.</p> |
| <b>Legal Values</b>     | <ul style="list-style-type: none"> <li>· 0 — FALSE</li> <li>· 1 — TRUE</li> </ul>                                                                                                                                         |
| <b>Default Value</b>    | 0 — FALSE                                                                                                                                                                                                                 |
| <b>Write Privilege</b>  | Server Control                                                                                                                                                                                                            |
| <b>License Required</b> | iDRAC Express or iDRAC Enterprise                                                                                                                                                                                         |
| <b>Dependency</b>       | None                                                                                                                                                                                                                      |

# LifecycleController.LCAttributes.CollectSystemInventoryOnRestart (Read or Write)

Table 505. Details of LifecycleController.LCAttributes.CollectSystemInventoryOnRestart

|                         |                                                                                      |
|-------------------------|--------------------------------------------------------------------------------------|
| <b>Description</b>      | Enables or disables collection of system inventory on host reboot.                   |
| <b>Legal Values</b>     | <ul style="list-style-type: none"><li>· 0 — Disabled</li><li>· 1 — Enabled</li></ul> |
| <b>Default Value</b>    | 1 — Enabled                                                                          |
| <b>Write Privilege</b>  | Server Control                                                                       |
| <b>License Required</b> | iDRAC Express or iDRAC Enterprise                                                    |
| <b>Dependency</b>       | None                                                                                 |

# LifecycleController.LCAttributes.DiscoveryFactoryDefaults (Read Only)

Table 506. Details of LifecycleController.LCAttributes.DiscoveryFactoryDefaults

|                         |                                                                            |
|-------------------------|----------------------------------------------------------------------------|
| <b>Description</b>      | Enables or disables the discovery factory defaults.                        |
| <b>Legal Values</b>     | <ul style="list-style-type: none"><li>· 0 — Off</li><li>· 1 — On</li></ul> |
| <b>Default Value</b>    | 0 — Off                                                                    |
| <b>Write Privilege</b>  | Not Applicable                                                             |
| <b>License Required</b> | iDRAC Enterprise                                                           |
| <b>Dependency</b>       | None                                                                       |

# LifecycleController.LCAttributes.IgnoreCertWarning (Read and Write)

Table 507. Details of LifecycleController.LCAttributes.IgnoreCertWarning

|                         |                                                                        |
|-------------------------|------------------------------------------------------------------------|
| <b>Description</b>      | Specifies to ignore Certificate Warning when HTTPS specified.          |
| <b>Legal Values</b>     | <ul style="list-style-type: none"><li>· 0—Off</li><li>· 1—On</li></ul> |
| <b>Default value</b>    | 1—On                                                                   |
| <b>Write Privilege</b>  | Configure iDRAC                                                        |
| <b>License Required</b> | iDRAC Enterprise                                                       |
| <b>Dependency</b>       | None                                                                   |

## LifecycleController.LCAttributes.IPChangeNotifyPS (Read or Write)

Table 508. Details of LifecycleController.LCAttributes.IPChangeNotifyPS

|                         |                                                                            |
|-------------------------|----------------------------------------------------------------------------|
| <b>Description</b>      | Notifies the provisioning server about the change in IP address.           |
| <b>Legal Values</b>     | <ul style="list-style-type: none"><li>• 0 — Off</li><li>• 1 — On</li></ul> |
| <b>Default Value</b>    | 0 — Off                                                                    |
| <b>Write Privilege</b>  | Configure iDRAC                                                            |
| <b>License Required</b> | iDRAC Enterprise                                                           |
| <b>Dependency</b>       | None                                                                       |

## LifecycleController.LCAttributes.Licensed (Read Only)

Table 509. Details of LifecycleController.LCAttributes.Licensed

|                         |                                                                            |
|-------------------------|----------------------------------------------------------------------------|
| <b>Description</b>      | Indicates whether or not the part replacement feature is licensed.         |
| <b>Legal Values</b>     | <ul style="list-style-type: none"><li>• 0 — No</li><li>• 1 — Yes</li></ul> |
| <b>Default Value</b>    | 0 — No                                                                     |
| <b>License Required</b> | iDRAC Enterprise                                                           |
| <b>Dependency</b>       | None                                                                       |

## LifecycleController.LCAttributes.LifecycleControllerState (Read or Write)

Table 510. Details of LifecycleController.LCAttributes.LifecycleControllerState

|                         |                                                                                                                               |
|-------------------------|-------------------------------------------------------------------------------------------------------------------------------|
| <b>Description</b>      | Enables or disables lifecycle controller.                                                                                     |
| <b>Legal Values</b>     | <ul style="list-style-type: none"><li>• 0 — Disabled</li><li>• 1 — Enabled</li><li>• 2 — Recovery (Read Only Value)</li></ul> |
| <b>Default Value</b>    | 1 — Enabled                                                                                                                   |
| <b>Write Privilege</b>  | Server Control                                                                                                                |
| <b>License Required</b> | iDRAC Express or iDRAC Enterprise                                                                                             |
| <b>Dependency</b>       | None                                                                                                                          |

## LifecycleController.LCAttributes.ProvisioningServer (Read or Write)

Table 511. Details of LifecycleController.LCAttributes.ProvisioningServer

|                    |                                            |
|--------------------|--------------------------------------------|
| <b>Description</b> | Specifies the Provisioning Server Address. |
|--------------------|--------------------------------------------|

|                         |                                      |
|-------------------------|--------------------------------------|
| <b>Legal Values</b>     | String of up to 255 ACSII characters |
| <b>Default Value</b>    | Not Applicable                       |
| <b>Write Privilege</b>  | Configure iDRAC                      |
| <b>License Required</b> | iDRAC Enterprise                     |
| <b>Dependency</b>       | None                                 |

## LifecycleController.LCAttributes.PartConfigurationUpdate (Read or Write)

**Table 512. Details of LifecycleController.LCAttributes.PartConfigurationUpdate**

|                         |                                                                                                                                          |
|-------------------------|------------------------------------------------------------------------------------------------------------------------------------------|
| <b>Description</b>      | Apply hardware configuration to the replaced part on part replacement.                                                                   |
| <b>Legal Values</b>     | <ul style="list-style-type: none"> <li>· 0 — Disabled</li> <li>· 1 — Apply Always</li> <li>· 2 — Apply only if Firmware Match</li> </ul> |
| <b>Default Value</b>    | 0 — Disabled                                                                                                                             |
| <b>Write Privilege</b>  | Server Control                                                                                                                           |
| <b>License Required</b> | iDRAC Express or iDRAC Enterprise                                                                                                        |
| <b>Dependency</b>       | None                                                                                                                                     |

## LifecycleController.LCAttributes.PartFirmwareUpdate (Read or Write)

**Table 513. Details of LifecycleController.LCAttributes.PartFirmwareUpdate**

|                         |                                                                                                                                                     |
|-------------------------|-----------------------------------------------------------------------------------------------------------------------------------------------------|
| <b>Description</b>      | Apply firmware changes to the replaced part on part replacement.                                                                                    |
| <b>Legal Values</b>     | <ul style="list-style-type: none"> <li>0 — Disabled</li> <li>1 — Allow version upgrade only</li> <li>2 — Match firmware of replaced part</li> </ul> |
| <b>Default Value</b>    | 2 — Match firmware of replaced part                                                                                                                 |
| <b>Write Privilege</b>  | Server Control                                                                                                                                      |
| <b>License Required</b> | iDRAC Express or iDRAC Enterprise                                                                                                                   |
| <b>Dependency</b>       | None                                                                                                                                                |

## LifecycleController.LCAttributes.SystemID (Read Only)

**Table 514. Details of LifecycleController.LCAttributes.SystemID**

|                      |                               |
|----------------------|-------------------------------|
| <b>Description</b>   | Specifies the Dell System ID. |
| <b>Legal Values</b>  | Not Applicable                |
| <b>Default Value</b> | None                          |

|                         |                  |
|-------------------------|------------------|
| <b>Write Privilege</b>  | Not Applicable   |
| <b>License Required</b> | iDRAC Enterprise |
| <b>Dependency</b>       | None             |

## LifecycleController.LCAttributes.UserProxyPassword (Read and Write)

Table 515. Details of LifecycleController.LCAttributes.UserProxyPassword

|                         |                                            |
|-------------------------|--------------------------------------------|
| <b>Description</b>      | Specifies proxy password which can be NULL |
| <b>Legal Values</b>     | string of 0 to 64 characters length        |
| <b>Default value</b>    | Empty                                      |
| <b>Write Privilege</b>  | Configure iDRAC                            |
| <b>License Required</b> | iDRAC Express or iDRAC Enterprise          |
| <b>Dependency</b>       | None                                       |

## LifecycleController.LCAttributes. UserProxyPort (Read and Write)

Table 516. Details of LifecycleController.LCAttributes. UserProxyPort

|                         |                                   |
|-------------------------|-----------------------------------|
| <b>Description</b>      | Specifies port on proxy           |
| <b>Legal Values</b>     | 1 to 65535                        |
| <b>Default value</b>    | Not Applicable                    |
| <b>Write Privilege</b>  | Configure iDRAC                   |
| <b>License Required</b> | iDRAC Express or iDRAC Enterprise |
| <b>Dependency</b>       | None                              |

## LifecycleController.LCAttributes. UserProxyServer (Read and Write)

Table 517. Details of LifecycleController.LCAttributes. UserProxyServer

|                         |                                      |
|-------------------------|--------------------------------------|
| <b>Description</b>      | Specifies the proxy server           |
| <b>Legal Values</b>     | string of 0 to 256 characters length |
| <b>Default value</b>    | Not Applicable                       |
| <b>Write Privilege</b>  | Configure iDRAC                      |
| <b>License Required</b> | iDRAC Express or iDRAC Enterprise    |
| <b>Dependency</b>       | None                                 |



# LifecycleController.LCAttributes. UserProxyType (Read and Write)

Table 518. Details of LifecycleController.LCAttributes. UserProxyType

|                         |                                                                            |
|-------------------------|----------------------------------------------------------------------------|
| <b>Description</b>      | Specifies proxy server type                                                |
| <b>Legal Values</b>     | <ul style="list-style-type: none"><li>· 0—HTTP</li><li>· 1—SOCKS</li></ul> |
| <b>Default value</b>    | 0—HTTP                                                                     |
| <b>Write Privilege</b>  | Configure iDRAC                                                            |
| <b>License Required</b> | iDRAC Express or iDRAC Enterprise                                          |
| <b>Dependency</b>       | None                                                                       |

# LifecycleController.LCAttributes. UserProxyUserName (Read and Write)

Table 519. Details of LifecycleController.LCAttributes. UserProxyUserName

|                         |                                      |
|-------------------------|--------------------------------------|
| <b>Description</b>      | Specifies proxy user ID. Can be NULL |
| <b>Legal Values</b>     | string of 0 to 64 characters length  |
| <b>Default value</b>    | Not Applicable                       |
| <b>Write Privilege</b>  | Configure iDRAC                      |
| <b>License Required</b> | iDRAC Express or iDRAC Enterprise    |
| <b>Dependency</b>       | None                                 |

# LifecycleController.LCAttributes.VirtualAddressManagementApplication (Read or Write)

Table 520. Details of LifecycleController.LCAttributes.VirtualAddressManagementApplication

|                         |                                                                       |
|-------------------------|-----------------------------------------------------------------------|
| <b>Description</b>      | Specifies the console name of Virtual Address Management Application. |
| <b>Legal Values</b>     | String of up to 32 ACSII characters                                   |
| <b>Default Value</b>    | Not Applicable                                                        |
| <b>Write Privilege</b>  | Configure iDRAC                                                       |
| <b>License Required</b> | iDRAC Enterprise                                                      |
| <b>Dependency</b>       | None                                                                  |

# iDRAC.ActiveDirectory

To manage the configuration of the iDRAC Active Directory features, use the objects in this group.

# iDRAC.ActiveDirectory.AuthTimeout (Read or Write)

Table 521. Details of iDRAC.ActiveDirectory.AuthTimeout

|                    |                                                                                                                 |
|--------------------|-----------------------------------------------------------------------------------------------------------------|
| <b>Description</b> | To wait for ActiveDirectory authentication requests to complete before timing out, specify the time in seconds. |
|--------------------|-----------------------------------------------------------------------------------------------------------------|

|                         |                                    |
|-------------------------|------------------------------------|
| <b>Legal Values</b>     | Integral values: 15–300            |
| <b>Default Value</b>    | 120                                |
| <b>Write Privilege</b>  | Configure iDRAC and configure user |
| <b>License Required</b> | iDRAC Enterprise                   |
| <b>Dependency</b>       | None                               |

## iDRAC.ActiveDirectory.CertValidationEnable (Read or Write)

**Table 522. Details of iDRAC.ActiveDirectory.CertValidationEnable**

|                         |                                                                                                                      |
|-------------------------|----------------------------------------------------------------------------------------------------------------------|
| <b>Description</b>      | Enables or disables Active Directory certificate validation as a part of the Active Directory configuration process. |
| <b>Legal Values</b>     | <ul style="list-style-type: none"> <li>· 0—Disabled</li> <li>· 1—Enabled</li> </ul>                                  |
| <b>Default Value</b>    | 0—Disabled                                                                                                           |
| <b>Write Privilege</b>  | Configure iDRAC and configure user                                                                                   |
| <b>License Required</b> | iDRAC Enterprise                                                                                                     |
| <b>Dependency</b>       | None                                                                                                                 |

## iDRAC.ActiveDirectory.DCLookupByUserDomain (Read or Write)

**Table 523. Details of iDRAC.ActiveDirectory.DCLookupByUserDomain**

|                         |                                                                                     |
|-------------------------|-------------------------------------------------------------------------------------|
| <b>Description</b>      | To look up the user domain for Active Directory, enables the selection option.      |
| <b>Legal Values</b>     | <ul style="list-style-type: none"> <li>· 0—Disabled</li> <li>· 1—Enabled</li> </ul> |
| <b>Default Value</b>    | 0—Disabled                                                                          |
| <b>Write Privilege</b>  | Configure iDRAC and configure user                                                  |
| <b>License Required</b> | iDRAC Enterprise                                                                    |
| <b>Dependency</b>       | Cannot be disabled unless the DC Lookup Domain Name is set.                         |

## iDRAC.ActiveDirectory.DCLookupDomainName (Read or Write)

**Table 524. Details of iDRAC.ActiveDirectory.DCLookupDomainName**

|                     |                                                                                          |
|---------------------|------------------------------------------------------------------------------------------|
| <b>Description</b>  | The configured search domain is used when <code>DCLookupByUserDomain</code> is disabled. |
| <b>Legal Values</b> | String of up to 254 ASCII characters                                                     |

|                         |                                    |
|-------------------------|------------------------------------|
| <b>Default Value</b>    | Not Applicable                     |
| <b>Write Privilege</b>  | Configure iDRAC and configure user |
| <b>License Required</b> | iDRAC Enterprise                   |
| <b>Dependency</b>       | None                               |

## iDRAC.ActiveDirectory.DCLookupEnable (Read or Write)

**Table 525. Details of iDRAC.ActiveDirectory.DCLookupEnable**

|                         |                                                                                                                                                                                           |
|-------------------------|-------------------------------------------------------------------------------------------------------------------------------------------------------------------------------------------|
| <b>Description</b>      | Configures iDRAC to use preconfigured domain controllers or to use DNS to find the domain controller                                                                                      |
| <b>Legal Values</b>     | <ul style="list-style-type: none"> <li>· 0—Disabled</li> <li>· 1 —Enabled</li> </ul>                                                                                                      |
| <b>Default Value</b>    | 0—Disabled                                                                                                                                                                                |
| <b>Write Privilege</b>  | Configure iDRAC and configure user                                                                                                                                                        |
| <b>License Required</b> | iDRAC Enterprise                                                                                                                                                                          |
| <b>Dependency</b>       | Cannot be enabled unless one of the following is configured: <ul style="list-style-type: none"> <li>· IPv4.DNS1</li> <li>· IPv4.DNS2</li> <li>· IPv6.DNS1</li> <li>· IPv6.DNS2</li> </ul> |

## iDRAC.ActiveDirectory.DomainController1 (Read or Write)

**Table 526. Details of iDRAC.ActiveDirectory.DomainController1**

|                         |                                                                          |
|-------------------------|--------------------------------------------------------------------------|
| <b>Description</b>      | FQDN that stores the address of the active directory domain controller1. |
| <b>Legal Values</b>     | String of up to 254 ASCII characters                                     |
| <b>Default Value</b>    | Not Applicable                                                           |
| <b>Write Privilege</b>  | Configure iDRAC and configure user                                       |
| <b>License Required</b> | iDRAC Enterprise                                                         |
| <b>Dependency</b>       | None                                                                     |

## iDRAC.ActiveDirectory.DomainController2 (Read or Write)

**Table 527. Details of iDRAC.ActiveDirectory.DomainController2**

|                         |                                                                          |
|-------------------------|--------------------------------------------------------------------------|
| <b>Description</b>      | FQDN that stores the address of the active directory domain controller 2 |
| <b>Legal Values</b>     | String of up to 254 ASCII characters                                     |
| <b>Default Value</b>    | Not Applicable                                                           |
| <b>Write Privilege</b>  | Configure iDRAC and configure user                                       |
| <b>License Required</b> | iDRAC Enterprise                                                         |

**Dependency** None

## iDRAC.ActiveDirectory.DomainController3 (Read or Write)

**Table 528. Details of iDRAC.ActiveDirectory.DomainController3**

|                         |                                                                          |
|-------------------------|--------------------------------------------------------------------------|
| <b>Description</b>      | FQDN that stores the address of the active directory domain controller 3 |
| <b>Legal Values</b>     | String of up to 254 ASCII characters                                     |
| <b>Default Value</b>    | Not Applicable                                                           |
| <b>Write Privilege</b>  | Configure iDRAC and configure user                                       |
| <b>License Required</b> | iDRAC Enterprise                                                         |
| <b>Dependency</b>       | None                                                                     |

## iDRAC.ActiveDirectory.Enable (Read or Write)

**Table 529. Details of iDRAC.ActiveDirectory.Enable**

|                         |                                                                                   |
|-------------------------|-----------------------------------------------------------------------------------|
| <b>Description</b>      | Enables or disables Active Directory user authentication on iDRAC.                |
| <b>Legal Values</b>     | <ul style="list-style-type: none"><li>· 0—Disabled</li><li>· 1 —Enabled</li></ul> |
| <b>Default Value</b>    | 0 — Disabled                                                                      |
| <b>Write Privilege</b>  | Configure iDRAC and configure user                                                |
| <b>License Required</b> | iDRAC Enterprise                                                                  |
| <b>Dependency</b>       | None                                                                              |

## iDRAC.ActiveDirectory.GCLookupEnable (Read or Write)

**Table 530. Details of iDRAC.ActiveDirectory.GCLookupEnable**

|                         |                                                                                                                                                                                      |
|-------------------------|--------------------------------------------------------------------------------------------------------------------------------------------------------------------------------------|
| <b>Description</b>      | Determines how to look up the global catalog server.                                                                                                                                 |
| <b>Legal Values</b>     | <ul style="list-style-type: none"><li>· 0—Disabled</li><li>· 1—Enabled</li></ul>                                                                                                     |
| <b>Default Value</b>    | 0—Disabled                                                                                                                                                                           |
| <b>Write Privilege</b>  | Configure iDRAC and configure user                                                                                                                                                   |
| <b>License Required</b> | iDRAC Enterprise                                                                                                                                                                     |
| <b>Dependency</b>       | Cannot be enabled unless one of the following is configured: <ul style="list-style-type: none"><li>· IPv4.DNS1</li><li>· IPv4.DNS2</li><li>· IPv6.DNS1</li><li>· IPv6.DNS2</li></ul> |

## iDRAC.ActiveDirectory.GCRootDomain (Read or Write)

Table 531. Details of iDRAC.ActiveDirectory.GCRootDomain

|                         |                                                                     |
|-------------------------|---------------------------------------------------------------------|
| <b>Description</b>      | The names of the Active Directory root domain used for DNS look up. |
| <b>Legal Values</b>     | String of up to 254 ASCII characters                                |
| <b>Write Privilege</b>  | Not Applicable                                                      |
| <b>Write Privilege</b>  | Configure iDRAC and configure user                                  |
| <b>License Required</b> | None                                                                |
| <b>Dependency</b>       | None                                                                |

## iDRAC.ActiveDirectory.GlobalCatalog1 (Read or Write)

Table 532. Details of iDRAC.ActiveDirectory.GlobalCatalog1

|                         |                                                                                         |
|-------------------------|-----------------------------------------------------------------------------------------|
| <b>Description</b>      | Specifies the Global Catalog server from which you want the iDRAC to obtain user names. |
| <b>Legal Values</b>     | String of up to 254 ASCII characters                                                    |
| <b>Default Value</b>    | Not Applicable                                                                          |
| <b>Write Privilege</b>  | Configure iDRAC and configure user                                                      |
| <b>License Required</b> | iDRAC Enterprise                                                                        |
| <b>Dependency</b>       | None                                                                                    |

## iDRAC.ActiveDirectory.GlobalCatalog2 (Read or Write)

Table 533. Details of iDRAC.ActiveDirectory.GlobalCatalog2

|                         |                                                                                          |
|-------------------------|------------------------------------------------------------------------------------------|
| <b>Description</b>      | To obtain user names, specifies the Global Catalog server from which you want the iDRAC. |
| <b>Legal Values</b>     | String of up to 254 ASCII characters                                                     |
| <b>Default Value</b>    | Not Applicable                                                                           |
| <b>Write Privilege</b>  | Configure iDRAC and configure user                                                       |
| <b>License Required</b> | iDRAC Enterprise                                                                         |
| <b>Dependency</b>       | None                                                                                     |

## iDRAC.ActiveDirectory.GlobalCatalog3 (Read or Write)

Table 534. Details of iDRAC.ActiveDirectory.GlobalCatalog3

|                        |                                                                                          |
|------------------------|------------------------------------------------------------------------------------------|
| <b>Description</b>     | To obtain user names, specifies the Global Catalog server from which you want the iDRAC. |
| <b>Legal Values</b>    | String of up to 254 ASCII characters                                                     |
| <b>Default Value</b>   | Not Applicable                                                                           |
| <b>Write Privilege</b> | Configure iDRAC and configure user                                                       |

**License Required** iDRAC Enterprise

**Dependency** None

## iDRAC.ActiveDirectory.RacDomain (Read or Write)

**Table 535. Details of iDRAC.ActiveDirectory.RacDomain**

|                         |                                                 |
|-------------------------|-------------------------------------------------|
| <b>Description</b>      | Active Directory Domain in which iDRAC resides. |
| <b>Legal Values</b>     | String of up to 254 ASCII characters            |
| <b>Default Value</b>    | Not Applicable                                  |
| <b>Write Privilege</b>  | Configure iDRAC and configure user              |
| <b>License Required</b> | iDRAC Enterprise                                |
| <b>Dependency</b>       | None                                            |

## iDRAC.ActiveDirectory.RacName (Read or Write)

**Table 536. Details of iDRAC.ActiveDirectory.RacName**

|                         |                                                           |
|-------------------------|-----------------------------------------------------------|
| <b>Description</b>      | Name of iDRAC as recorded in the Active Directory forest. |
| <b>Legal Values</b>     | String of up to 254 ASCII characters                      |
| <b>Default Value</b>    | Not Applicable                                            |
| <b>Write Privilege</b>  | Configure iDRAC                                           |
| <b>License Required</b> | iDRAC Enterprise                                          |
| <b>Dependency</b>       | None                                                      |

## iDRAC.ActiveDirectory.Schema (Read or Write)

**Table 537. Details of iDRAC.ActiveDirectory.Schema**

|                         |                                                                                                  |
|-------------------------|--------------------------------------------------------------------------------------------------|
| <b>Description</b>      | To use with Active Directory, determine the schema type.                                         |
| <b>Legal Values</b>     | <ul style="list-style-type: none"><li>· 1—Extended Schema</li><li>· 2 —Standard Schema</li></ul> |
| <b>Default Value</b>    | 1—Extended Schema                                                                                |
| <b>Write Privilege</b>  | Configure iDRAC and configure user                                                               |
| <b>License Required</b> | iDRAC Enterprise                                                                                 |
| <b>Dependency</b>       | None                                                                                             |

## iDRAC.ActiveDirectory.SSOEnable (Read or Write)

Table 538. Details of iDRAC.ActiveDirectory.SSOEnable

|                         |                                                                                  |
|-------------------------|----------------------------------------------------------------------------------|
| <b>Description</b>      | Enables or disables Active Directory single sign-on authentication on iDRAC.     |
| <b>Legal Values</b>     | <ul style="list-style-type: none"><li>· 0—Disabled</li><li>· 1—Enabled</li></ul> |
| <b>Default Value</b>    | 0—Disabled                                                                       |
| <b>Write Privilege</b>  | Configure iDRAC and configure user                                               |
| <b>License Required</b> | iDRAC Enterprise                                                                 |
| <b>Dependency</b>       | Cannot be enabled unless SmartCard Logon Enable is disabled.                     |

## iDRAC.ADGroup

To manage the configuration of AD standard schema settings, use these objects in the group. This group is indexed from 1 to 5.

## iDRAC.ADGroup.Domain (Read or Write)

Table 539. Details of iDRAC.ADGroup.Domain

|                         |                                                          |
|-------------------------|----------------------------------------------------------|
| <b>Description</b>      | Active Directory Domain in which the Role Group resides. |
| <b>Legal Values</b>     | String of up to 254 ASCII characters                     |
| <b>Default Value</b>    | Not Applicable                                           |
| <b>Write Privilege</b>  | Configure iDRAC                                          |
| <b>License Required</b> | iDRAC Enterprise                                         |
| <b>Dependency</b>       | None                                                     |

## iDRAC.ADGroup.Name (Read or Write)

Table 540. Details of iDRAC.ADGroup.Name

|                         |                                                                    |
|-------------------------|--------------------------------------------------------------------|
| <b>Description</b>      | Name of the Role Group as recorded in the Active Directory forest. |
| <b>Legal Values</b>     | String of up to 254 ASCII characters                               |
| <b>Default Value</b>    | Not Applicable                                                     |
| <b>Write Privilege</b>  | Configure iDRAC                                                    |
| <b>License Required</b> | iDRAC Enterprise                                                   |
| <b>Dependency</b>       | None                                                               |

## iDRAC.ADGroup.Privilege (Read or Write)

Table 541. Details of iDRAC.ADGroup.Privilege

|                         |                                                   |
|-------------------------|---------------------------------------------------|
| <b>Description</b>      | Role-based authority privileges for a Role Group. |
| <b>Legal Values</b>     | Integral values: 0–511 (0x1FF)                    |
| <b>Default Value</b>    | 0                                                 |
| <b>Write Privilege</b>  | Configure iDRAC                                   |
| <b>License Required</b> | iDRAC Enterprise                                  |
| <b>Dependency</b>       | None                                              |

## iDRAC.AutoOSLockGroup

To manage the OS Auto lock feature, use these objects in this group.

 **NOTE:** The `iDRAC.AutoOSLock` command is deprecated and replaced with `iDRAC.AutoOSLockGroup` command.

## iDRAC.AutoOSLockGroup (Read or Write)

 **NOTE:** The `iDRAC.AutoOSLock.AutoOSLockState` attribute is deprecated and replaced with `iDRAC.AutoOSLockGroup` attribute.

Table 542. Details of iDRAC.AutoOSLockGroup

|                         |                                                                                      |
|-------------------------|--------------------------------------------------------------------------------------|
| <b>Description</b>      | Enable or Disable OS Auto lock feature.                                              |
| <b>Legal Values</b>     | <ul style="list-style-type: none"><li>· 0 — Disabled</li><li>· 1 — Enabled</li></ul> |
| <b>Default Value</b>    | 1 — Enabled                                                                          |
| <b>Write Privilege</b>  | Configure iDRAC                                                                      |
| <b>License Required</b> | iDRAC Express or iDRAC Enterprise                                                    |
| <b>Dependency</b>       | None                                                                                 |

## iDRAC.EmailAlert

The objects in this group configure email alerting capabilities. This group is indexed from 1 to 4.

## iDRAC.EmailAlert.Address (Read or Write)

Table 543. Details of iDRAC.EmailAlert.Address

|                        |                                                           |
|------------------------|-----------------------------------------------------------|
| <b>Description</b>     | Specifies the destination email address for email alerts. |
| <b>Legal Values</b>    | A valid IPv4 or IPv6 address                              |
| <b>Default Value</b>   | Not Applicable                                            |
| <b>Write Privilege</b> | Configure iDRAC                                           |



**License Required** iDRAC Express or iDRAC Enterprise

**Dependency** None

## iDRAC.EmailAlert.CustomMsg (Read or Write)

**Table 544. Details of iDRAC.EmailAlert.CustomMsg**

**Description** Specifies the custom message that forms the subject of the alert.

**Legal Values** A string of up to 32 ASCII characters

**Default Value** Not Applicable

**Write Privilege** Configure iDRAC

**License Required** iDRAC Express or iDRAC Enterprise

**Dependency** None

## iDRAC.EmailAlert.Enable (Read or Write)

**Table 545. Details of iDRAC.EmailAlert.Enable**

**Description** To receive alerts, enable or disable the destination.

**Legal Values**

- 0 — Disabled
- 1 — Enabled

**Default Value** 0 — Disabled

**Write Privilege** Configure iDRAC

**License Required** iDRAC Express or iDRAC Enterprise

**Dependency** None

## iDRAC.GroupManager

The objects in this group helps to add or delete the group from group manager.

## iDRAC.GroupManager.Status

 **NOTE:** The `iDRAC.GroupManager.Globalstate` command is deprecated and replaced with `iDRAC.GroupManager.Status` command.

**Table 546. Details of iDRAC.GroupManager.Status**

**Description** Enables or disables Group Management.

**Legal Values**

- 0- Disabled
- 1- Enabled

**Default Value** 0- Disabled

**Write Privilege** Configure iDRAC

**License Required** Group Manager

**Dependency** None

## iDRAC.GroupManager.GroupName (Read)

**Table 547. Details of iDRAC.GroupManager.GroupName**

**Description** Returns the group name if the iDRAC is a member of a group

**Legal Values** String of up to 32 ASCII characters

**Default Value** Not Applicable

**Write Privilege** Configure iDRAC

**License Required** Group Manager

**Dependency** None

## iDRAC.GroupManager.GroupUUID (Read)

 **NOTE:** The iDRAC.GroupManager.GroupUUID attribute is deprecated and replaced with iDRAC.GroupManager.GroupUUID attribute.

**Table 548. Details of iDRAC.GroupManager.GroupUUID**

**Description** Returns group id if the iDRAC is a member of a group.

**Legal Values** String of up to 32 ASCII characters

**Default Value** Not Applicable

**Write Privilege** Configure iDRAC

**License Required** Group Manager

**Dependency** None

## iDRAC.GUI

The objects in this group helps to set security policy banner string.

## iDRAC.GUI.SecurityPolicyMessage (Read or Write)

**Table 549. Details of iDRAC.GUI.SecurityPolicyMessage**

**Description** To Get / Set Security Policy Banner String

**Legal Values** A string of upto 1024 Unicode character bytes

**Default Value** Not Applicable

**Write Privilege** Configure iDRAC

**License Required** None

**Dependency** None

# iDRAC.Info

To manage information about iDRAC being queried, use these objects in the group.

## iDRAC.Info.Build (Read or Write)

Table 550. Details of iDRAC.Info.Build

|                         |                                                      |
|-------------------------|------------------------------------------------------|
| <b>Description</b>      | String containing the current product build version. |
| <b>Legal Values</b>     | String of up to 16 ASCII characters                  |
| <b>Default Value</b>    | Not Applicable                                       |
| <b>Write Privilege</b>  | Configure iDRAC                                      |
| <b>License Required</b> | iDRAC Express or iDRAC Enterprise                    |
| <b>Dependency</b>       | None                                                 |

## iDRAC.Info.Description (Read or Write)

Table 551. Details of iDRAC.Info.Description

|                         |                                                                                                 |
|-------------------------|-------------------------------------------------------------------------------------------------|
| <b>Description</b>      | Text description of the iDRAC.                                                                  |
| <b>Legal Values</b>     | String of up to 255 ASCII characters                                                            |
| <b>Default Value</b>    | The system component provides a set of remote management operations for Dell PowerEdge Servers. |
| <b>Write Privilege</b>  | Configure iDRAC                                                                                 |
| <b>License Required</b> | iDRAC Express or iDRAC Enterprise                                                               |
| <b>Dependency</b>       | None                                                                                            |

## iDRAC.Info.Name (Read or Write)

Table 552. Details of iDRAC.Info.Name

|                         |                                                 |
|-------------------------|-------------------------------------------------|
| <b>Description</b>      | User assigned name identifying this controller. |
| <b>Legal Values</b>     | String of up to 15 ASCII characters             |
| <b>Default Value</b>    | Not Applicable                                  |
| <b>Write Privilege</b>  | Configure iDRAC                                 |
| <b>License Required</b> | iDRAC Express or iDRAC Enterprise               |
| <b>Dependency</b>       | None                                            |

## iDRAC.Info.Product (Read or Write)

Table 553. Details of iDRAC.Info.Product

|                     |                                     |
|---------------------|-------------------------------------|
| <b>Description</b>  | String identifying the Product.     |
| <b>Legal Values</b> | String of up to 63 ASCII characters |

|                         |                                          |
|-------------------------|------------------------------------------|
| <b>Default Value</b>    | Integrated Dell Remote Access Controller |
| <b>Write Privilege</b>  | Configure iDRAC                          |
| <b>License Required</b> | iDRAC Express or iDRAC Enterprise        |
| <b>Dependency</b>       | None                                     |

## iDRAC.Info.Type (Read Only)

Table 554. Details of iDRAC.Info.Type

|                      |                                              |
|----------------------|----------------------------------------------|
| <b>Description</b>   | Identifies the remote access controller type |
| <b>Legal Values</b>  | · 14G Monolithic                             |
| <b>Default Value</b> | 14G Monolithic                               |

## iDRAC.Info.Version (Read Only)

Table 555. Details of iDRAC.Info.Version

|                         |                                                         |
|-------------------------|---------------------------------------------------------|
| <b>Description</b>      | String containing the current product firmware version. |
| <b>Legal Values</b>     | String of up to 63 ASCII characters                     |
| <b>Default Value</b>    | Not Applicable                                          |
| <b>Write Privilege</b>  | Configure iDRAC                                         |
| <b>License Required</b> | iDRAC Express or iDRAC Enterprise                       |
| <b>Dependency</b>       | None                                                    |

## iDRAC.Info.ServerGen (Read or Write)

Table 556. Details of iDRAC.Info.ServerGen

|                         |                                     |
|-------------------------|-------------------------------------|
| <b>Description</b>      | Indicates the server generation.    |
| <b>Legal Values</b>     | String of up to 12 ASCII characters |
| <b>Default Value</b>    | Not Applicable                      |
| <b>Write Privilege</b>  | Configure iDRAC                     |
| <b>License Required</b> | iDRAC Express or iDRAC Enterprise   |
| <b>Dependency</b>       | None                                |

## iDRAC.IOIDOpt

The objects in this group manage the IOIDOpt attributes.

## iDRAC.IOIDOptEnable (Read or Write)

Table 557. Details of iDRAC.IOIDOptEnable

|                    |                                                 |
|--------------------|-------------------------------------------------|
| <b>Description</b> | Enables or disables Identity Optimization (IO). |
|--------------------|-------------------------------------------------|

|                         |                                                                                         |
|-------------------------|-----------------------------------------------------------------------------------------|
| <b>Legal Values</b>     | <ul style="list-style-type: none"> <li>· 0 — Disabled</li> <li>· 1 — Enabled</li> </ul> |
| <b>Default values</b>   | 0 — Disabled                                                                            |
| <b>Write Privilege</b>  | Login, configure, and server control                                                    |
| <b>License Required</b> | iDRAC Express or iDRAC Enterprise                                                       |
| <b>Dependency</b>       | None                                                                                    |

## iDRAC.IOIDOpt.InitiatorPersistencePolicy (Read or Write)

**Table 558. Details of iDRAC.IOIDOpt.InitiatorPersistencePolicy**

|                         |                                                                                                                                                                                                                                                                                                                |
|-------------------------|----------------------------------------------------------------------------------------------------------------------------------------------------------------------------------------------------------------------------------------------------------------------------------------------------------------|
| <b>Description</b>      | Sets the virtual address management.                                                                                                                                                                                                                                                                           |
| <b>Legal Values</b>     | <ul style="list-style-type: none"> <li>· 0—None</li> <li>· 1—WarmReset</li> <li>· 2—PowerGoodReset</li> <li>· 3—WarmReset, PowerGoodReset</li> <li>· 4—ACPowerLoss</li> <li>· 5—WarmReset, ACPowerLoss</li> <li>· 6—PowerGoodReset, ACPowerLoss</li> <li>· 7—WarmReset, PowerGoodReset, ACPowerLoss</li> </ul> |
| <b>Default Value</b>    | 7—WarmReset, PowerGoodReset, ACPowerLoss                                                                                                                                                                                                                                                                       |
| <b>Write Privilege</b>  | Configure iDRAC and Server Control                                                                                                                                                                                                                                                                             |
| <b>License Required</b> | iDRAC Express or iDRAC Enterprise                                                                                                                                                                                                                                                                              |
| <b>Dependency</b>       | None                                                                                                                                                                                                                                                                                                           |

## iDRAC.IOIDOpt.StorageTargetPersistencePolicy (Read or Write)

**Table 559. Details of iDRAC.IOIDOpt.StorageTargetPersistencePolicy**

|                         |                                                                                                                                                                                                                                                                                                                             |
|-------------------------|-----------------------------------------------------------------------------------------------------------------------------------------------------------------------------------------------------------------------------------------------------------------------------------------------------------------------------|
| <b>Description</b>      | Sets the Virtual Address Management StorageTargetPersistencePolicy.                                                                                                                                                                                                                                                         |
| <b>Legal Values</b>     | <ul style="list-style-type: none"> <li>· 0 —None</li> <li>· 1—WarmReset</li> <li>· 2 — PowerGoodReset</li> <li>· 3 — WarmReset, PowerGoodReset</li> <li>· 4 — ACPowerLoss</li> <li>· 5 — WarmReset, ACPowerLoss</li> <li>· 6 — PowerGoodReset, ACPowerLoss</li> <li>· 7 — WarmReset, PowerGoodReset, ACPowerLoss</li> </ul> |
| <b>Default Value</b>    | ACPowerLoss, PowerGoodReset, WarmReset                                                                                                                                                                                                                                                                                      |
| <b>Write Privilege</b>  | Login, configure, and server control                                                                                                                                                                                                                                                                                        |
| <b>License Required</b> | iDRAC Express or iDRAC Enterprise                                                                                                                                                                                                                                                                                           |
| <b>Dependency</b>       | To configure, the <code>iDRAC.IOIDOpt.Enable</code> property must indicate <code>Enabled</code> .                                                                                                                                                                                                                           |

## iDRAC.IOIDOpt.VirtualAddressPersistencePolicyAuxPwr (Read or Write)

Table 560. Details of iDRAC.IOIDOpt.VirtualAddressPersistencePolicyAuxPwr

|                         |                                                                                                                                                                                                                                                                                                       |
|-------------------------|-------------------------------------------------------------------------------------------------------------------------------------------------------------------------------------------------------------------------------------------------------------------------------------------------------|
| <b>Description</b>      | Applied for the Aux powered devices, which persist the virtual address on cold and warm reset.                                                                                                                                                                                                        |
| <b>Legal Values</b>     | <ul style="list-style-type: none"><li>· 0—None</li><li>· 1—WarmReset</li><li>· 2—PowerGoodReset</li><li>· 3—WarmReset, PowerGoodReset</li><li>· 4—ACPowerLoss</li><li>· 5—WarmReset, ACPowerLoss</li><li>· 6—PowerGoodReset, ACPowerLoss</li><li>· 7—WarmReset, PowerGoodReset, ACPowerLoss</li></ul> |
| <b>Default Value</b>    | ACPowerLoss, PowerGoodReset, WarmReset                                                                                                                                                                                                                                                                |
| <b>Write Privilege</b>  | Log in, configure, and server control                                                                                                                                                                                                                                                                 |
| <b>License Required</b> | iDRAC Express or iDRAC Enterprise                                                                                                                                                                                                                                                                     |
| <b>Dependency</b>       | To configure, the <code>iDRAC.IOIDOpt.Enable</code> property must indicate <code>Enabled</code> .                                                                                                                                                                                                     |

## iDRAC.IOIDOpt.VirtualAddressPersistencePolicyNonAuxPwr (Read or Write)

Table 561. Details of iDRAC.IOIDOpt.VirtualAddressPersistencePolicyNonAuxPwr (Read or Write)

|                         |                                                                                                                                                                                                                                                                                                                     |
|-------------------------|---------------------------------------------------------------------------------------------------------------------------------------------------------------------------------------------------------------------------------------------------------------------------------------------------------------------|
| <b>Description</b>      | Applied for the Non-Aux powered devices, which persist the virtual address on warm reset.                                                                                                                                                                                                                           |
| <b>Legal Values</b>     | <ul style="list-style-type: none"><li>· 0 —None</li><li>· 1 —WarmReset</li><li>· 2 — PowerGoodReset</li><li>· 3 — WarmReset, PowerGoodReset</li><li>· 4 — ACPowerLoss</li><li>· 5 — WarmReset, ACPowerLoss</li><li>· 6 — PowerGoodReset, ACPowerLoss</li><li>· 7 — WarmReset, PowerGoodReset, ACPowerLoss</li></ul> |
| <b>Default Value</b>    | ACPowerLoss, PowerGoodReset, WarmReset                                                                                                                                                                                                                                                                              |
| <b>Write Privilege</b>  | Login, configure, and server control                                                                                                                                                                                                                                                                                |
| <b>License Required</b> | iDRAC Express or iDRAC Enterprise                                                                                                                                                                                                                                                                                   |
| <b>Dependency</b>       | To configure, the <code>iDRAC.IOIDOpt.Enable</code> property must indicate <code>Enabled</code> .                                                                                                                                                                                                                   |

## iDRAC.IPBlocking

To configure IP address blocking feature of iDRAC, Use the objects in this group.

## iDRAC.IPBlocking.BlockEnable (Read or Write)

Table 562. Details of iDRAC.IPBlocking.BlockEnable

|                    |                                                                 |
|--------------------|-----------------------------------------------------------------|
| <b>Description</b> | Enables or disables the IPv4 address blocking feature of iDRAC. |
|--------------------|-----------------------------------------------------------------|

|                         |                                                                                         |
|-------------------------|-----------------------------------------------------------------------------------------|
| <b>Legal Values</b>     | <ul style="list-style-type: none"> <li>· 0 — Disabled</li> <li>· 1 — Enabled</li> </ul> |
| <b>Write Privilege</b>  | Configure iDRAC                                                                         |
| <b>License Required</b> | iDRAC Express or iDRAC Enterprise                                                       |
| <b>Dependency</b>       | None                                                                                    |

## iDRAC.IPBlocking.FailCount (Read or Write)

**Table 563. Details of iDRAC.IPBlocking.FailCount**

|                         |                                                                                                                                         |
|-------------------------|-----------------------------------------------------------------------------------------------------------------------------------------|
| <b>Description</b>      | The maximum number of logins that are unsuccessful to occur within the window before logs in attempts from the IP address are rejected. |
| <b>Legal Values</b>     | Integral values: 2–16                                                                                                                   |
| <b>Write Privilege</b>  | Configure iDRAC                                                                                                                         |
| <b>License Required</b> | iDRAC Express or iDRAC Enterprise                                                                                                       |
| <b>Dependency</b>       | None                                                                                                                                    |

## iDRAC.IPBlocking.FailWindow (Read or Write)

**Table 564. Details of iDRAC.IPBlocking.FailWindow**

|                         |                                                                              |
|-------------------------|------------------------------------------------------------------------------|
| <b>Description</b>      | Defines the time span in seconds that the unsuccessful attempts are counted. |
| <b>Legal Values</b>     | Integral values from 10 to 65535                                             |
| <b>Write Privilege</b>  | Configure iDRAC                                                              |
| <b>License Required</b> | iDRAC Express or iDRAC Enterprise                                            |
| <b>Dependency</b>       | None                                                                         |

## iDRAC.IPBlocking.PenaltyTime (Read or Write)

**Table 565. Details of iDRAC.IPBlocking.PenaltyTime**

|                         |                                                                                                                 |
|-------------------------|-----------------------------------------------------------------------------------------------------------------|
| <b>Description</b>      | Defines the time span in seconds that session requests from an IP address with excessive failures are rejected. |
| <b>Legal Values</b>     | Integral values: 2–65535                                                                                        |
| <b>Write Privilege</b>  | Configure iDRAC                                                                                                 |
| <b>License Required</b> | iDRAC Express or iDRAC Enterprise                                                                               |
| <b>Dependency</b>       | None                                                                                                            |

## iDRAC.IPBlocking.RangeAddr (Read or Write)

Table 566. Details of iDRAC.IPBlocking.RangeAddr

|                         |                                                                                                        |
|-------------------------|--------------------------------------------------------------------------------------------------------|
| <b>Description</b>      | Specifies the acceptable IPv4 address bit pattern in positions determined by the 1s in the range mask. |
| <b>Legal Values</b>     | Valid IPv4 Address                                                                                     |
| <b>Default Value</b>    | 192.168.0                                                                                              |
| <b>Write Privilege</b>  | Configure iDRAC                                                                                        |
| <b>License Required</b> | iDRAC Express or iDRAC Enterprise                                                                      |
| <b>Dependency</b>       | None                                                                                                   |

## iDRAC.IPBlocking.RangeEnable (Read or Write)

Table 567. Details of iDRAC.IPBlocking.RangeEnable

|                         |                                                                                      |
|-------------------------|--------------------------------------------------------------------------------------|
| <b>Description</b>      | Enables or disables the IPv4 Address Range validation feature of iDRAC.              |
| <b>Legal Values</b>     | <ul style="list-style-type: none"><li>· 0 — Disabled</li><li>· 1 — Enabled</li></ul> |
| <b>Default Value</b>    | 0 — Disabled                                                                         |
| <b>Write Privilege</b>  | Configure iDRAC                                                                      |
| <b>License Required</b> | iDRAC Express or iDRAC Enterprise                                                    |
| <b>Dependency</b>       | None                                                                                 |

## iDRAC.IPBlocking.RangeMask (Read or Write)

Table 568. Details of iDRAC.IPBlocking.RangeMask

|                         |                                                   |
|-------------------------|---------------------------------------------------|
| <b>Description</b>      | Standard IP mask values with left-justified bits. |
| <b>Legal Values</b>     | Valid IPv4 Address Mask                           |
| <b>Default Value</b>    | 255.255.255.0                                     |
| <b>Write Privilege</b>  | Configure iDRAC                                   |
| <b>License Required</b> | iDRAC Express or iDRAC Enterprise                 |
| <b>Dependency</b>       | None                                              |

## iDRAC.IPMILan

To configure IPMI over LAN of the system, use the objects in this group.



## iDRAC.IPMLan.AlertEnable (Read or Write)

Table 569. Details of iDRAC.IPMLan.AlertEnable

|                  |                                                                                      |
|------------------|--------------------------------------------------------------------------------------|
| Description      | Enables or disables global email alerting.                                           |
| Legal Values     | <ul style="list-style-type: none"><li>· 0 — Disabled</li><li>· 1 — Enabled</li></ul> |
| Default Value    | 0 — Disabled                                                                         |
| Write Privilege  | Configure iDRAC                                                                      |
| License Required | iDRAC Express or iDRAC Enterprise                                                    |
| Dependency       | None                                                                                 |

## iDRAC.IPMLan.CommunityName (Read or Write)

Table 570. Details of iDRAC.IPMLan.CommunityName

|                         |                                              |
|-------------------------|----------------------------------------------|
| <b>Description</b>      | Specifies the SNMP community name for traps. |
| <b>Legal Values</b>     | String of up to 18 ASCII characters          |
| <b>Default Value</b>    | Public                                       |
| <b>Write Privilege</b>  | Configure iDRAC                              |
| <b>License Required</b> | iDRAC Express or iDRAC Enterprise            |
| <b>Dependency</b>       | None                                         |

## iDRAC.IPMLan.Enable (Read or Write)

Table 571. Details of iDRAC.IPMLan.Enable

|                         |                                                                                      |
|-------------------------|--------------------------------------------------------------------------------------|
| <b>Description</b>      | Enables or disables the IPMI over LAN interface.                                     |
| <b>Legal Values</b>     | <ul style="list-style-type: none"><li>· 0 — Disabled</li><li>· 1 — Enabled</li></ul> |
| <b>Default Value</b>    | 0 — Disabled                                                                         |
| <b>Write Privilege</b>  | Configure iDRAC                                                                      |
| <b>License Required</b> | iDRAC Express or iDRAC Enterprise                                                    |
| <b>Dependency</b>       | None                                                                                 |

## iDRAC.IPMLan.EncryptionKey (Read or Write)

Table 572. Details of iDRAC.IPMLan.EncryptionKey

|                     |                                                  |
|---------------------|--------------------------------------------------|
| <b>Description</b>  | Enables or disables the IPMI over LAN interface. |
| <b>Legal Values</b> | String of up to 18 ASCII characters              |

|                         |                                                                  |
|-------------------------|------------------------------------------------------------------|
| <b>Default Value</b>    | 0000000000000000000000000000000000000000000000000000000000000000 |
| <b>Write Privilege</b>  | Configure iDRAC                                                  |
| <b>License Required</b> | iDRAC Express or iDRAC Enterprise                                |
| <b>Dependency</b>       | None                                                             |

## iDRAC.IPMILan.PrivLimit (Read or Write)

Table 573. Details of iDRAC.IPMILan.PrivLimit

|                         |                                                                                                                   |
|-------------------------|-------------------------------------------------------------------------------------------------------------------|
| <b>Description</b>      | Specifies the maximum privilege level for IPMI over LAN access.                                                   |
| <b>Legal Values</b>     | <ul style="list-style-type: none"> <li>· 2 — User</li> <li>· 3 — Operator</li> <li>· 4 — Administrator</li> </ul> |
| <b>Default Value</b>    | 4 — Administrator                                                                                                 |
| <b>Write Privilege</b>  | Configure iDRAC                                                                                                   |
| <b>License Required</b> | iDRAC Express or iDRAC Enterprise                                                                                 |
| <b>Dependency</b>       | None                                                                                                              |

## iDRAC.IPMISerial

To configure the IPMI serial interface, use this objects in this group.

 **NOTE:** This is supported only for rack and tower systems.

## iDRAC.IPMISerial.BaudRate (Read or Write)

Table 574. Details of iDRAC.IPMISerial.BaudRate

|                         |                                                                                                              |
|-------------------------|--------------------------------------------------------------------------------------------------------------|
| <b>Description</b>      | Specifies the baud rate for serial connection over IPMI.                                                     |
| <b>Legal Values</b>     | <ul style="list-style-type: none"> <li>· 9600</li> <li>· 19200</li> <li>· 57600</li> <li>· 115200</li> </ul> |
| <b>Default Value</b>    | 115200                                                                                                       |
| <b>Write Privilege</b>  | Configure iDRAC                                                                                              |
| <b>License Required</b> | iDRAC Express or iDRAC Enterprise                                                                            |
| <b>Dependency</b>       | None                                                                                                         |

## iDRAC.IPMISerial.ChanPrivLimit (Read or Write)

Table 575. Details of iDRAC.IPMISerial.ChanPrivLimit

|                    |                                                                           |
|--------------------|---------------------------------------------------------------------------|
| <b>Description</b> | Specifies the maximum privilege limit allowed on the IPMI serial channel. |
|--------------------|---------------------------------------------------------------------------|

|                         |                                                                                                                   |
|-------------------------|-------------------------------------------------------------------------------------------------------------------|
| <b>Legal Values</b>     | <ul style="list-style-type: none"> <li>· 2 — User</li> <li>· 3 — Operator</li> <li>· 4 — Administrator</li> </ul> |
| <b>Default Value</b>    | 4 — Administrator                                                                                                 |
| <b>Write Privilege</b>  | Configure iDRAC                                                                                                   |
| <b>License Required</b> | iDRAC Express or iDRAC Enterprise                                                                                 |
| <b>Dependency</b>       | None                                                                                                              |

## iDRAC.IPMI.Serial.ConnectionMode (Read or Write)

**Table 576. Details of iDRAC.IPMI.Serial.ConnectionMode**

|                         |                                                                                       |
|-------------------------|---------------------------------------------------------------------------------------|
| <b>Description</b>      | Determines the IPMI defined mode of the serial port.                                  |
| <b>Legal Values</b>     | <ul style="list-style-type: none"> <li>· 1 — Basic</li> <li>· 0 — Terminal</li> </ul> |
| <b>Default Value</b>    | 1 — Basic                                                                             |
| <b>Write Privilege</b>  | Configure iDRAC                                                                       |
| <b>License Required</b> | iDRAC Express or iDRAC Enterprise                                                     |
| <b>Dependency</b>       | None                                                                                  |

## iDRAC.IPMI.Serial.DeleteControl (Read or Write)

**Table 577. Details of iDRAC.IPMI.Serial.DeleteControl**

|                         |                                                                                         |
|-------------------------|-----------------------------------------------------------------------------------------|
| <b>Description</b>      | Enables or disables delete control on the IPMI serial interface.                        |
| <b>Legal Values</b>     | <ul style="list-style-type: none"> <li>· 0 — Disabled</li> <li>· 1 — Enabled</li> </ul> |
| <b>Default Value</b>    | 0 — Disabled                                                                            |
| <b>Write Privilege</b>  | Configure iDRAC                                                                         |
| <b>License Required</b> | iDRAC Express or iDRAC Enterprise                                                       |
| <b>Dependency</b>       | None                                                                                    |

## iDRAC.IPMI.Serial.EchoControl (Read or Write)

**Table 578. Details of iDRAC.IPMI.Serial.EchoControl**

|                      |                                                                                         |
|----------------------|-----------------------------------------------------------------------------------------|
| <b>Description</b>   | Enables or disables echo control on the IPMI serial interface.                          |
| <b>Legal Values</b>  | <ul style="list-style-type: none"> <li>· 0 — Disabled</li> <li>· 1 — Enabled</li> </ul> |
| <b>Default Value</b> | 1 — Enabled                                                                             |

|                         |                                   |
|-------------------------|-----------------------------------|
| <b>Write Privilege</b>  | Configure iDRAC                   |
| <b>License Required</b> | iDRAC Express or iDRAC Enterprise |
| <b>Dependency</b>       | None                              |

## iDRAC.IPMI.Serial.FlowControl (Read or Write)

**Table 579. Details of iDRAC.IPMI.Serial.FlowControl**

|                         |                                                                                        |
|-------------------------|----------------------------------------------------------------------------------------|
| <b>Description</b>      | Specifies the Flow Control setting for IPMI serial port.                               |
| <b>Legal Values</b>     | <ul style="list-style-type: none"> <li>· 0 — None</li> <li>· 2 — RTS or CTS</li> </ul> |
| <b>Default Value</b>    | 2 — RTS or CTS                                                                         |
| <b>Write Privilege</b>  | Configure iDRAC                                                                        |
| <b>License Required</b> | iDRAC Express or iDRAC Enterprise                                                      |
| <b>Dependency</b>       | None                                                                                   |

## iDRAC.IPMI.Serial.HandshakeControl (Read or Write)

**Table 580. Details of iDRAC.IPMI.Serial.HandshakeControl**

|                         |                                                                                         |
|-------------------------|-----------------------------------------------------------------------------------------|
| <b>Description</b>      | Enables or disables the IPMI terminal mode handshake control.                           |
| <b>Legal Values</b>     | <ul style="list-style-type: none"> <li>· 0 — Disabled</li> <li>· 1 — Enabled</li> </ul> |
| <b>Default Value</b>    | 1 — Enabled                                                                             |
| <b>Write Privilege</b>  | Configure iDRAC                                                                         |
| <b>License Required</b> | iDRAC Express or iDRAC Enterprise                                                       |
| <b>Dependency</b>       | None                                                                                    |

## iDRAC.IPMI.Serial.InputNewLineSeq (Read or Write)

**Table 581. Details of iDRAC.IPMI.Serial.InputNewLineSeq**

|                         |                                                                                   |
|-------------------------|-----------------------------------------------------------------------------------|
| <b>Description</b>      | Specifies the input new line sequence for the IPMI serial interface.              |
| <b>Legal Values</b>     | <ul style="list-style-type: none"> <li>· 1 — Enter</li> <li>· 2 — Null</li> </ul> |
| <b>Default Value</b>    | 2 — Null                                                                          |
| <b>Write Privilege</b>  | Configure iDRAC                                                                   |
| <b>License Required</b> | iDRAC Express or iDRAC Enterprise                                                 |
| <b>Dependency</b>       | None                                                                              |

## iDRAC.IPMI Serial.LineEdit (Read or Write)

Table 582. Details of iDRAC.IPMI Serial.LineEdit

|                         |                                                                                      |
|-------------------------|--------------------------------------------------------------------------------------|
| <b>Description</b>      | Enables or disables line editing on the IPMI serial interface.                       |
| <b>Legal Values</b>     | <ul style="list-style-type: none"><li>· 0 — Disabled</li><li>· 1 — Enabled</li></ul> |
| <b>Default Value</b>    | 1 — Enabled                                                                          |
| <b>Write Privilege</b>  | Configure iDRAC                                                                      |
| <b>License Required</b> | iDRAC Express or iDRAC Enterprise                                                    |
| <b>Dependency</b>       | None                                                                                 |

## iDRAC.IPMI Serial.NewLineSeq (Read or Write)

Table 583. Details of iDRAC.IPMI Serial.NewLineSeq

|                         |                                                                                                                                                         |
|-------------------------|---------------------------------------------------------------------------------------------------------------------------------------------------------|
| <b>Description</b>      | Specifies the new line sequence for the IPMI serial interface.                                                                                          |
| <b>Legal Values</b>     | <ul style="list-style-type: none"><li>· 0 — None</li><li>· 1 — CR-LF</li><li>· 2 — Null</li><li>· 3 — CR</li><li>· 4 — LF-CR</li><li>· 5 — LF</li></ul> |
| <b>Default Value</b>    | 1 — CR-LF                                                                                                                                               |
| <b>Write Privilege</b>  | Configure iDRAC                                                                                                                                         |
| <b>License Required</b> | iDRAC Express or iDRAC Enterprise                                                                                                                       |
| <b>Dependency</b>       | None                                                                                                                                                    |

## iDRAC.IPMI SOL

Use the objects in this group to configure the SOL capabilities of the system.

## iDRAC.IPMI SOL.AccumulateInterval (Read or Write)

Table 584. Details of iDRAC.IPMI SOL.AccumulateInterval

|                         |                                                                                                                |
|-------------------------|----------------------------------------------------------------------------------------------------------------|
| <b>Description</b>      | Specifies the typical amount of time that iDRAC waits before transmitting a partial SOL character data packet. |
| <b>Legal Values</b>     | Integral values: 1–255                                                                                         |
| <b>Default Value</b>    | Not Applicable                                                                                                 |
| <b>Write Privilege</b>  | Configure iDRAC                                                                                                |
| <b>License Required</b> | iDRAC Express or iDRAC Enterprise                                                                              |
| <b>Dependency</b>       | None                                                                                                           |

## iDRAC.IPMISOL.BaudRate (Read or Write)

Table 585. Details of iDRAC.IPMISOL.BaudRate

|                         |                                                                                                         |
|-------------------------|---------------------------------------------------------------------------------------------------------|
| <b>Description</b>      | Specifies the Baud rate for serial communication over LAN.                                              |
| <b>Legal Values</b>     | <ul style="list-style-type: none"><li>· 9600</li><li>· 19200</li><li>· 57600</li><li>· 115200</li></ul> |
| <b>Default Value</b>    | 115200                                                                                                  |
| <b>Write Privilege</b>  | Configure iDRAC                                                                                         |
| <b>License Required</b> | iDRAC Express or iDRAC Enterprise                                                                       |
| <b>Dependency</b>       | None                                                                                                    |

## iDRAC.IPMISOL.Enable (Read or Write)

Table 586. Details of iDRAC.IPMISOL.Enable

|                         |                                                                                      |
|-------------------------|--------------------------------------------------------------------------------------|
| <b>Description</b>      | Enables or disables SOL.                                                             |
| <b>Legal Values</b>     | <ul style="list-style-type: none"><li>· 0 — Disabled</li><li>· 1 — Enabled</li></ul> |
| <b>Default Value</b>    | 1 — Enabled                                                                          |
| <b>Write Privilege</b>  | Configure iDRAC                                                                      |
| <b>License Required</b> | iDRAC Express or iDRAC Enterprise                                                    |
| <b>Dependency</b>       | None                                                                                 |

## iDRAC.IPMISOL.MinPrivilege (Read or Write)

Table 587. Details of iDRAC.IPMISOL.MinPrivilege

|                         |                                                                                                         |
|-------------------------|---------------------------------------------------------------------------------------------------------|
| <b>Description</b>      | Specifies the minimum privilege level required for serial access.                                       |
| <b>Legal Values</b>     | <ul style="list-style-type: none"><li>· 2—User</li><li>· 3—Operator</li><li>· 4—Administrator</li></ul> |
| <b>Default Value</b>    | 4—Administrator                                                                                         |
| <b>Write Privilege</b>  | Configure iDRAC                                                                                         |
| <b>License Required</b> | iDRAC Express or iDRAC Enterprise                                                                       |
| <b>Dependency</b>       | None                                                                                                    |

## iDRAC.IPMSOL.SendThreshold (Read or Write)

Table 588. Details of iDRAC.IPMSOL.SendThreshold

|                         |                                                                                                                      |
|-------------------------|----------------------------------------------------------------------------------------------------------------------|
| <b>Description</b>      | To buffer before sending an SOL data packet, specifies the SOL threshold limit value and the maximum number of bytes |
| <b>Legal Values</b>     | Integral values: 1–255                                                                                               |
| <b>Default Value</b>    | Not Applicable                                                                                                       |
| <b>Write Privilege</b>  | Configure iDRAC                                                                                                      |
| <b>License Required</b> | iDRAC Express or iDRAC Enterprise                                                                                    |
| <b>Dependency</b>       | None                                                                                                                 |

## iDRAC.IPv4

To manage the IPv4 configuration properties of iDRAC, use these objects in this group.

## iDRAC.IPv4.Address (Read or Write)

Table 589. Details of iDRAC.IPv4.Address

|                         |                                                                |
|-------------------------|----------------------------------------------------------------|
| <b>Description</b>      | The current IPv4 address assigned to iDRAC.                    |
| <b>Legal Values</b>     | Valid IPv4 Address<br>.                                        |
| <b>Default Value</b>    | 192.168.0                                                      |
| <b>Write Privilege</b>  | Configure iDRAC                                                |
| <b>License Required</b> | iDRAC Express or iDRAC Enterprise                              |
| <b>Dependency</b>       | Cannot be set unless <code>IPv4.DHCPEnable</code> is disabled. |

## iDRAC.IPv4.DHCPEnable (Read or Write)

Table 590. Details of iDRAC.IPv4.DHCPEnable

|                         |                                                               |
|-------------------------|---------------------------------------------------------------|
| <b>Description</b>      | Specifies if DHCP is used to assign the iDRAC IPv4 address.   |
| <b>Legal Values</b>     | . 0 — Disabled<br>. 1 — Enabled                               |
| <b>Default Value</b>    | 0 — Disabled                                                  |
| <b>Write Privilege</b>  | Configure iDRAC                                               |
| <b>License Required</b> | iDRAC Express or iDRAC Enterprise                             |
| <b>Dependency</b>       | Cannot be enabled unless <code>IPv4.Enable</code> is enabled. |

## iDRAC.IPv4.DNS1 (Read or Write)

Table 591. Details of iDRAC.IPv4.DNS1

|                         |                                                    |
|-------------------------|----------------------------------------------------|
| <b>Description</b>      | IPv4 address for DNS server 1.                     |
| <b>Legal Values</b>     | Valid IPv4 Address                                 |
| <b>Default Value</b>    | 0.0.0.0                                            |
| <b>Write Privilege</b>  | Configure iDRAC                                    |
| <b>License Required</b> | iDRAC Express or iDRAC Enterprise                  |
| <b>Dependency</b>       | Cannot be set unless IPv4.DNSFromDHCP is disabled. |

## iDRAC.IPv4.DNS2 (Read or Write)

Table 592. Details of iDRAC.IPv4.DNS2

|                         |                                                    |
|-------------------------|----------------------------------------------------|
| <b>Description</b>      | IPv4 address for DNS Server 2.                     |
| <b>Legal Values</b>     | Valid IPv4 Address                                 |
| <b>Default Value</b>    | 0.0.0.0                                            |
| <b>Write Privilege</b>  | Configure iDRAC                                    |
| <b>License Required</b> | iDRAC Express or iDRAC Enterprise                  |
| <b>Dependency</b>       | Cannot be set unless IPv4.DNSFromDHCP is disabled. |

## iDRAC.IPv4.DNSFromDHCP (Read or Write)

Table 593. Details of iDRAC.IPv4.DNSFromDHCP

|                         |                                                                                                  |
|-------------------------|--------------------------------------------------------------------------------------------------|
| <b>Description</b>      | Specifies if the DNS server IPv4 addresses must be assigned from the DHCP server on the network. |
| <b>Legal Values</b>     | <ul style="list-style-type: none"><li>· 0 — Disabled</li><li>· 1 — Enabled</li></ul>             |
| <b>Default Value</b>    | 0 — Disabled                                                                                     |
| <b>Write Privilege</b>  | Configure iDRAC                                                                                  |
| <b>License Required</b> | iDRAC Express or iDRAC Enterprise                                                                |
| <b>Dependency</b>       | None                                                                                             |

## iDRAC.IPv4.Enable (Read or Write)

Table 594. Details of iDRAC.IPv4.Enable

|                     |                                                                                      |
|---------------------|--------------------------------------------------------------------------------------|
| <b>Description</b>  | Enables or disables the iDRAC IPv4 stack.                                            |
| <b>Legal Values</b> | <ul style="list-style-type: none"><li>· 0 — Disabled</li><li>· 1 — Enabled</li></ul> |



|                         |                                   |
|-------------------------|-----------------------------------|
| <b>Default Value</b>    | 1 — Enabled                       |
| <b>Write Privilege</b>  | Configure iDRAC                   |
| <b>License Required</b> | iDRAC Express or iDRAC Enterprise |
| <b>Dependency</b>       | None                              |

## iDRAC.IPv4.Gateway (Read or Write)

**Table 595. Details of iDRAC.IPv4.Gateway**

|                         |                                                                |
|-------------------------|----------------------------------------------------------------|
| <b>Description</b>      | The gateway for the iDRAC IPv4 address.                        |
| <b>Legal Values</b>     | Valid IPv4 gateway                                             |
| <b>Default Value</b>    | 192.168.0                                                      |
| <b>Write Privilege</b>  | Configure iDRAC                                                |
| <b>License Required</b> | iDRAC Express or iDRAC Enterprise                              |
| <b>Dependency</b>       | Cannot be set unless <code>IPv4.DHCPEnable</code> is disabled. |

## iDRAC.IPv4.Netmask (Read or Write)

**Table 596. Details of iDRAC.IPv4.Netmask**

|                         |                                                                |
|-------------------------|----------------------------------------------------------------|
| <b>Description</b>      | The subnet mask used for the iDRAC IPv4 address.               |
| <b>Legal Values</b>     | Valid IPv4 netmask                                             |
| <b>Default Value</b>    | 255.255.255.0                                                  |
| <b>Write Privilege</b>  | Configure iDRAC                                                |
| <b>License Required</b> | iDRAC Express or iDRAC Enterprise                              |
| <b>Dependency</b>       | Cannot be set unless <code>IPv4.DHCPEnable</code> is disabled. |

## iDRAC.IPv4Static

Use the objects in this group to manage the IPv4 Static configuration properties of iDRAC.

## iDRAC.IPv4Static.Address (Read or Write)

**Table 597. Details of iDRAC.IPv4Static.Address**

|                         |                                                                                      |
|-------------------------|--------------------------------------------------------------------------------------|
| <b>Description</b>      | iDRAC static IPv4 address. This address can be configured even when DHCP is enabled. |
| <b>Legal Values</b>     | Valid IPv4 Address                                                                   |
| <b>Default Value</b>    | 192.168.0                                                                            |
| <b>Write Privilege</b>  | Configure iDRAC                                                                      |
| <b>License Required</b> | iDRAC Express or iDRAC Enterprise                                                    |

**Dependency** None

## iDRAC.IPv4Static.DNS1 (Read or Write)

**Table 598. Details of iDRAC.IPv4Static.DNS1**

**Description** Statically configurable DNS Server 1.

**Legal Values** Valid IPv4 Address

**Default Value** 0.0.0.0

**Write Privilege** Configure iDRAC

**License Required** iDRAC Express or iDRAC Enterprise

**Dependency** None

## iDRAC.IPv4Static.DNS2 (Read or Write)

**Table 599. Details of iDRAC.IPv4Static.DNS2**

**Description** Statically configurable DNS Server 2.

**Legal Values** Valid IPv4 Address

**Default Value** 0.0.0.0

**Write Privilege** Configure iDRAC

**License Required** iDRAC Express or iDRAC Enterprise

**Dependency** None

## iDRAC.IPv4Static.DNSFromDHCP (Read or Write)

**Table 600. Details of iDRAC.IPv4Static.DNSFromDHCP**

**Description** Specifies if the DNS server IPv4 addresses should be assigned from the DHCP server on the network.

**Legal Values**

- 0 — Disabled
- 1 — Enabled

**Default Value** 0 — Disabled

**Write Privilege** Configure iDRAC

**License Required** iDRAC Express or iDRAC Enterprise

**Dependency** None

## iDRAC.IPv4Static.Gateway (Read or Write)

**Table 601. Details of iDRAC.IPv4Static.Gateway**

**Description** iDRAC static IPv4 gateway. This address can be configured even when DHCP is enabled.

|                         |                                   |
|-------------------------|-----------------------------------|
| <b>Legal Values</b>     | Valid IPv4 gateway                |
| <b>Default Value</b>    | 192.168.0                         |
| <b>Write Privilege</b>  | Configure iDRAC                   |
| <b>License Required</b> | iDRAC Express or iDRAC Enterprise |
| <b>Dependency</b>       | None                              |

## iDRAC.IPv4Static.Netmask (Read or Write)

**Table 602. Details of iDRAC.IPv4Static.Netmask**

|                         |                                                                                          |
|-------------------------|------------------------------------------------------------------------------------------|
| <b>Description</b>      | iDRAC static IPv4 subnet mask. This address can be configured even when DHCP is enabled. |
| <b>Legal Values</b>     | Valid IPv4 netmask                                                                       |
| <b>Default Value</b>    | 255.255.255.0                                                                            |
| <b>Write Privilege</b>  | Configure iDRAC                                                                          |
| <b>License Required</b> | iDRAC Express or iDRAC Enterprise                                                        |
| <b>Dependency</b>       | None                                                                                     |

## iDRAC.IPv6

To manage the IPv6 configuration properties of iDRAC, use the objects in this group.

## iDRAC.IPv6.Address 1 (Read or Write)

**Table 603. Details of iDRAC.IPv6.Address 1**

|                         |                                   |
|-------------------------|-----------------------------------|
| <b>Description</b>      | iDRAC IPv6 Address.               |
| <b>Legal Values</b>     | Valid IPv6 Address                |
| <b>Default Value</b>    | ::                                |
| <b>Write Privilege</b>  | Configure iDRAC                   |
| <b>License Required</b> | iDRAC Express or iDRAC Enterprise |
| <b>Dependency</b>       | None                              |

## iDRAC.IPv6.Address 2 (Read or Write)

**Table 604. Details of iDRAC.IPv6.Address 2**

|                        |                            |
|------------------------|----------------------------|
| <b>Description</b>     | iDRAC IPv6 second address. |
| <b>Legal Values</b>    | Valid IPv6 Address         |
| <b>Default Value</b>   | ::                         |
| <b>Write Privilege</b> | Configure iDRAC            |

**License Required** iDRAC Express or iDRAC Enterprise

**Dependency** None

## iDRAC.IPv6.Address 3 (Read or Write)

**Table 605. Details of iDRAC.IPv6.Address 3**

**Description** iDRAC IPv6 third address.

**Legal Values** Valid IPv6 Address

**Default Value** ::

**Write Privilege** Configure iDRAC

**License Required** iDRAC Express or iDRAC Enterprise

**Dependency** None

## iDRAC.IPv6.Address 4 (Read or Write)

**Table 606. Details of iDRAC.IPv6.Address 4**

**Description** iDRAC IPv6 fourth address.

**Legal Values** Valid IPv6 Address

**Default Value** ::

**Write Privilege** Configure iDRAC

**License Required** iDRAC Express or iDRAC Enterprise

**Dependency** None

## iDRAC.IPv6.Address 5 (Read or Write)

**Table 607. Details of iDRAC.IPv6.Address 5**

**Description** iDRAC IPv6 fifth address.

**Legal Values** Valid IPv6 Address

**Default Value** ::

**Write Privilege** Configure iDRAC

**License Required** iDRAC Express or iDRAC Enterprise

**Dependency** None

## iDRAC.IPv6.Address 6 (Read or Write)

**Table 608. Details of iDRAC.IPv6.Address 6**

**Description** iDRAC IPv6 sixth address.

|                         |                                   |
|-------------------------|-----------------------------------|
| <b>Legal Values</b>     | Valid IPv6 Address                |
| <b>Default Value</b>    | ::                                |
| <b>Write Privilege</b>  | Configure iDRAC                   |
| <b>License Required</b> | iDRAC Express or iDRAC Enterprise |
| <b>Dependency</b>       | None                              |

## iDRAC.IPv6.Address 7 (Read or Write)

**Table 609. Details of iDRAC.IPv6.Address 7**

|                         |                                   |
|-------------------------|-----------------------------------|
| <b>Description</b>      | iDRAC IPv6 seventh address.       |
| <b>Legal Values</b>     | Valid IPv6 Address                |
| <b>Default Value</b>    | ::                                |
| <b>Write Privilege</b>  | Configure iDRAC                   |
| <b>License Required</b> | iDRAC Express or iDRAC Enterprise |
| <b>Dependency</b>       | None                              |

## iDRAC.IPv6.Address 8 (Read or Write)

**Table 610. Details of iDRAC.IPv6.Address 8**

|                         |                                   |
|-------------------------|-----------------------------------|
| <b>Description</b>      | iDRAC IPv6 eighth address.        |
| <b>Legal Values</b>     | Valid IPv6 Address                |
| <b>Default Value</b>    | ::                                |
| <b>Write Privilege</b>  | Configure iDRAC                   |
| <b>License Required</b> | iDRAC Express or iDRAC Enterprise |
| <b>Dependency</b>       | None                              |

## iDRAC.IPv6.Address 9 (Read or Write)

**Table 611. Details of iDRAC.IPv6.Address 9**

|                         |                                   |
|-------------------------|-----------------------------------|
| <b>Description</b>      | iDRAC IPv6 ninth address.         |
| <b>Legal Values</b>     | Valid IPv6 Address                |
| <b>Default Value</b>    | ::                                |
| <b>Write Privilege</b>  | Configure iDRAC                   |
| <b>License Required</b> | iDRAC Express or iDRAC Enterprise |
| <b>Dependency</b>       | None                              |

## iDRAC.IPv6.Address10 (Read or Write)

Table 612. Details of iDRAC.IPv6.Address10

|                         |                                   |
|-------------------------|-----------------------------------|
| <b>Description</b>      | iDRAC IPv6 tenth address.         |
| <b>Legal Values</b>     | Valid IPv6 Address                |
| <b>Default Value</b>    | ::                                |
| <b>Write Privilege</b>  | Configure iDRAC                   |
| <b>License Required</b> | iDRAC Express or iDRAC Enterprise |
| <b>Dependency</b>       | None                              |

## iDRAC.IPv6.Address11 (Read or Write)

Table 613. Details of iDRAC.IPv6.Address11

|                         |                                   |
|-------------------------|-----------------------------------|
| <b>Description</b>      | iDRAC IPv6 eleventh address.      |
| <b>Legal Values</b>     | Valid IPv6 Address                |
| <b>Default Value</b>    | ::                                |
| <b>Write Privilege</b>  | Configure iDRAC                   |
| <b>License Required</b> | iDRAC Express or iDRAC Enterprise |
| <b>Dependency</b>       | None                              |

## iDRAC.IPv6.Address12 (Read or Write)

Table 614. Details of iDRAC.IPv6.Address12

|                         |                                   |
|-------------------------|-----------------------------------|
| <b>Description</b>      | iDRAC IPv6 twelfth address.       |
| <b>Legal Values</b>     | Valid IPv6 Address                |
| <b>Default Value</b>    | ::                                |
| <b>Write Privilege</b>  | Configure iDRAC                   |
| <b>License Required</b> | iDRAC Express or iDRAC Enterprise |
| <b>Dependency</b>       | None                              |

## iDRAC.IPv6.Address13 (Read or Write)

Table 615. Details of iDRAC.IPv6.Address13

|                        |                                |
|------------------------|--------------------------------|
| <b>Description</b>     | iDRAC IPv6 thirteenth address. |
| <b>Legal Values</b>    | Valid IPv6 Address             |
| <b>Default Value</b>   | ::                             |
| <b>Write Privilege</b> | Configure iDRAC                |

**License Required** iDRAC Express or iDRAC Enterprise

**Dependency** None

## iDRAC.IPv6.Address14 (Read or Write)

**Table 616. Details of iDRAC.IPv6.Address14**

|                         |                                   |
|-------------------------|-----------------------------------|
| <b>Description</b>      | iDRAC IPv6 fourteenth address.    |
| <b>Legal Values</b>     | Valid IPv6 Address                |
| <b>Default Value</b>    | ::                                |
| <b>Write Privilege</b>  | Configure iDRAC                   |
| <b>License Required</b> | iDRAC Express or iDRAC Enterprise |
| <b>Dependency</b>       | None                              |

## iDRAC.IPv6.Address15 (Read or Write)

**Table 617. Details of iDRAC.IPv6.Address15**

|                         |                                   |
|-------------------------|-----------------------------------|
| <b>Description</b>      | iDRAC IPv6 fifteenth address.     |
| <b>Legal Values</b>     | Valid IPv6 Address                |
| <b>Default Value</b>    | ::                                |
| <b>Write Privilege</b>  | Configure iDRAC                   |
| <b>License Required</b> | iDRAC Express or iDRAC Enterprise |
| <b>Dependency</b>       | None                              |

## iDRAC.IPv6.AutoConfig (Read or Write)

**Table 618. Details of iDRAC.IPv6.AutoConfig**

|                         |                                                                                      |
|-------------------------|--------------------------------------------------------------------------------------|
| <b>Description</b>      | Enables or disables the iDRAC IPv6 auto configuration option.                        |
| <b>Legal Values</b>     | <ul style="list-style-type: none"><li>· 0 — Disabled</li><li>· 1 — Enabled</li></ul> |
| <b>Default Value</b>    | 1 — Enabled                                                                          |
| <b>Write Privilege</b>  | Configure iDRAC                                                                      |
| <b>License Required</b> | iDRAC Express or iDRAC Enterprise                                                    |
| <b>Dependency</b>       | None                                                                                 |

## iDRAC.IPv6.DNS1 (Read or Write)

Table 619. Details of iDRAC.IPv6.DNS1

|                         |                                                     |
|-------------------------|-----------------------------------------------------|
| <b>Description</b>      | IPv6 DNS Server 1 Address.                          |
| <b>Legal Values</b>     | Valid IPv6 Address                                  |
| <b>Default Value</b>    | ::                                                  |
| <b>Write Privilege</b>  | Configure iDRAC                                     |
| <b>License Required</b> | iDRAC Express or iDRAC Enterprise                   |
| <b>Dependency</b>       | Cannot be set unless IPv6.DNSFromDHCP6 is disabled. |

## iDRAC.IPv6.DNS2 (Read or Write)

Table 620. Details of iDRAC.IPv6.DNS2

|                         |                                                     |
|-------------------------|-----------------------------------------------------|
| <b>Description</b>      | IPv6 DNS Server 2 Address.                          |
| <b>Legal Values</b>     | Valid IPv6 Address                                  |
| <b>Default Value</b>    | ::                                                  |
| <b>Write Privilege</b>  | Configure iDRAC                                     |
| <b>License Required</b> | iDRAC Express or iDRAC Enterprise                   |
| <b>Dependency</b>       | Cannot be set unless IPv6.DNSFromDHCP6 is disabled. |

## iDRAC.IPv6.DNSFromDHCP6 (Read or Write)

Table 621. Details of iDRAC.IPv6.DNSFromDHCP6

|                         |                                                                                      |
|-------------------------|--------------------------------------------------------------------------------------|
| <b>Description</b>      | Specifies if the DNS Server addresses are obtained from DHCP or not.                 |
| <b>Legal Values</b>     | <ul style="list-style-type: none"><li>· 0 — Disabled</li><li>· 1 — Enabled</li></ul> |
| <b>Default Value</b>    | 0 — Disabled                                                                         |
| <b>Write Privilege</b>  | Configure iDRAC                                                                      |
| <b>License Required</b> | iDRAC Express or iDRAC Enterprise                                                    |
| <b>Dependency</b>       | None                                                                                 |

## iDRAC.IPv6.Enable (Read or Write)

Table 622. Details of iDRAC.IPv6.Enable

|                     |                                                                                      |
|---------------------|--------------------------------------------------------------------------------------|
| <b>Description</b>  | Enables or Disables iDRAC IPv6 stack.                                                |
| <b>Legal Values</b> | <ul style="list-style-type: none"><li>· 0 — Disabled</li><li>· 1 — Enabled</li></ul> |



|                         |                                   |
|-------------------------|-----------------------------------|
| <b>Default Value</b>    | 0 — Disabled                      |
| <b>Write Privilege</b>  | Configure iDRAC                   |
| <b>License Required</b> | iDRAC Express or iDRAC Enterprise |
| <b>Dependency</b>       | None                              |

## iDRAC.IPv6.Gateway (Read or Write)

**Table 623. Details of iDRAC.IPv6.Gateway**

|                         |                                                   |
|-------------------------|---------------------------------------------------|
| <b>Description</b>      | iDRAC IPv6 Gateway                                |
| <b>Legal Values</b>     | Valid IPv6 gateway                                |
| <b>Default Value</b>    | ::                                                |
| <b>Write Privilege</b>  | Configure iDRAC                                   |
| <b>License Required</b> | iDRAC Express or iDRAC Enterprise                 |
| <b>Dependency</b>       | Cannot be set unless IPv6.AutoConfig is disabled. |

## iDRAC.IPv6.LinkLocalAddress (Read or Write)

**Table 624. Details of iDRAC.IPv6.LinkLocalAddress**

|                         |                                   |
|-------------------------|-----------------------------------|
| <b>Description</b>      | iDRAC IPv6 Link Local Address.    |
| <b>Legal Values</b>     | Valid IPv6 Address                |
| <b>Default Value</b>    | ::                                |
| <b>Write Privilege</b>  | Configure iDRAC                   |
| <b>License Required</b> | iDRAC Express or iDRAC Enterprise |
| <b>Dependency</b>       | None                              |

## iDRAC.IPv6.PrefixLength (Read or Write)

**Table 625. Details of iDRAC.IPv6.PrefixLength**

|                         |                                           |
|-------------------------|-------------------------------------------|
| <b>Description</b>      | Prefix length for the iDRAC IPv6 Address. |
| <b>Legal Values</b>     | Integral values: 1–128                    |
| <b>Default Value</b>    | 64                                        |
| <b>Write Privilege</b>  | Configure iDRAC                           |
| <b>License Required</b> | iDRAC Express or iDRAC Enterprise         |
| <b>Dependency</b>       | None                                      |

# iDRAC.IPv6Static

To manage the IPv6 static configuration properties of iDRAC, use the objects in this group

## iDRAC.IPv6Static.Address1 (Read or Write)

Table 626. Details of iDRAC.IPv6Static.Address1

|                         |                                   |
|-------------------------|-----------------------------------|
| <b>Description</b>      | iDRAC static IPv6 address.        |
| <b>Legal Values</b>     | Valid IPv6 Address                |
| <b>Write Privilege</b>  | Configure iDRAC                   |
| <b>License Required</b> | iDRAC Express or iDRAC Enterprise |
| <b>Dependency</b>       | None                              |

## iDRAC.IPv6Static.DNS1 (Read or Write)

Table 627. Details of iDRAC.IPv6Static.DNS1

|                         |                                       |
|-------------------------|---------------------------------------|
| <b>Description</b>      | Statically configurable DNS Server 1. |
| <b>Legal Values</b>     | Valid IPv6 Address                    |
| <b>Write Privilege</b>  | Configure iDRAC                       |
| <b>License Required</b> | iDRAC Express or iDRAC Enterprise     |
| <b>Dependency</b>       | None                                  |

## iDRAC.IPv6Static.DNS2 (Read or Write)

Table 628. Details of iDRAC.IPv6Static.DNS2

|                         |                                       |
|-------------------------|---------------------------------------|
| <b>Description</b>      | Statically configurable DNS Server 2. |
| <b>Legal Values</b>     | Valid IPv6 Address                    |
| <b>Write Privilege</b>  | Configure iDRAC                       |
| <b>License Required</b> | iDRAC Express or iDRAC Enterprise     |
| <b>Dependency</b>       | None                                  |

## iDRAC.IPv6Static.DNSFromDHCP6 (Read or Write)

Table 629. Details of iDRAC.IPv6Static.DNSFromDHCP6

|                      |                                                                                                  |
|----------------------|--------------------------------------------------------------------------------------------------|
| <b>Description</b>   | Specifies if the DNS server IPv6 addresses must be assigned from the DHCP server on the network. |
| <b>Legal Values</b>  | <ul style="list-style-type: none"><li>· 0 — Disabled</li><li>· 1 — Enabled</li></ul>             |
| <b>Default Value</b> | 0 — Disabled                                                                                     |

|                         |                                   |
|-------------------------|-----------------------------------|
| <b>Write Privilege</b>  | Configure iDRAC                   |
| <b>License Required</b> | iDRAC Express or iDRAC Enterprise |
| <b>Dependency</b>       | None                              |

## iDRAC.IPv6Static.Gateway (Read or Write)

**Table 630. Details of iDRAC.IPv6Static.Gateway**

|                         |                                   |
|-------------------------|-----------------------------------|
| <b>Description</b>      | iDRAC static IPv6 gateway.        |
| <b>Legal Values</b>     | Valid IPv6 Address                |
| <b>Write Privilege</b>  | Configure iDRAC                   |
| <b>License Required</b> | iDRAC Express or iDRAC Enterprise |
| <b>Dependency</b>       | None                              |

## iDRAC.IPv6Static.PrefixLength (Read or Write)

**Table 631. Details of iDRAC.IPv6Static.PrefixLength**

|                         |                                           |
|-------------------------|-------------------------------------------|
| <b>Description</b>      | Prefix length for the iDRAC IPv6 Address. |
| <b>Legal Values</b>     | Integral values: 1–128                    |
| <b>Default Value</b>    | 64                                        |
| <b>Write Privilege</b>  | Configure iDRAC                           |
| <b>License Required</b> | iDRAC Express or iDRAC Enterprise         |
| <b>Dependency</b>       | None                                      |

## iDRAC.IPv6URL

Use the objects in this group to manage the IPv6 static configuration properties of iDRAC.

## iDRAC.IPv6URL.URL (Read Only)

**Table 632. Details of iDRAC.IPv6URL.URL**

|                         |                                                                                     |
|-------------------------|-------------------------------------------------------------------------------------|
| <b>Description</b>      | iDRAC IPv6 URL String of format <b>'https://[ipv6 address]:&lt;port number&gt;'</b> |
| <b>Legal Values</b>     | IPv6 URL String                                                                     |
| <b>Default Value</b>    |                                                                                     |
| <b>Write Privilege</b>  | Not Applicable                                                                      |
| <b>License Required</b> | iDRAC Express or iDRAC Enterprise                                                   |
| <b>Dependency</b>       | iDRAC IPv6 has to be Enabled                                                        |

# iDRAC.KMS

The objects in this group help to set username and password for the Key Management Server (KMS) connection.

**NOTE:** Run the `racadm sekms enable` command after changing any iDRAC KMS attributes. This action validates if the changes are valid and iDRAC can communicate with the KMS.

## iDRAC.KMS.iDRACPassword (Read or Write)

|                         |                                                                            |
|-------------------------|----------------------------------------------------------------------------|
| <b>Description</b>      | Specifies the password for the iDRAC account on the key management server. |
| <b>Legal Values</b>     | None                                                                       |
| <b>Default Value</b>    | None                                                                       |
| <b>Write Privilege</b>  | Configure iDRAC                                                            |
| <b>License Required</b> | SEKM                                                                       |
| <b>Dependency</b>       | None                                                                       |

## iDRAC.KMS.iDRACUserName (Read or Write)

|                         |                                                                    |
|-------------------------|--------------------------------------------------------------------|
| <b>Description</b>      | Specifies the User Id on the key management server for this iDRAC. |
| <b>Legal Values</b>     | None                                                               |
| <b>Default Value</b>    | None                                                               |
| <b>Write Privilege</b>  | Configure iDRAC                                                    |
| <b>License Required</b> | SEKM                                                               |
| <b>Dependency</b>       | None                                                               |

## iDRAC.KMS.KMIPPortNumber (Read or Write)

|                         |                                                                       |
|-------------------------|-----------------------------------------------------------------------|
| <b>Description</b>      | Specifies the KMIP port number for the Primary Key Management Server. |
| <b>Legal Values</b>     | None                                                                  |
| <b>Default Value</b>    | . 5696                                                                |
| <b>Write Privilege</b>  | Configure iDRAC                                                       |
| <b>License Required</b> | SEKM                                                                  |
| <b>Dependency</b>       | None                                                                  |

## iDRAC.KMS.PrimaryServerAddress (Read or Write)

|                         |                                                                                        |
|-------------------------|----------------------------------------------------------------------------------------|
| <b>Description</b>      | Specifies the FQDN, IPv4 address or IPv6 address of the primary Key Management Server. |
| <b>Legal Values</b>     | None                                                                                   |
| <b>Default Value</b>    | None                                                                                   |
| <b>Write Privilege</b>  | Configure iDRAC                                                                        |
| <b>License Required</b> | SEKM                                                                                   |
| <b>Dependency</b>       | None                                                                                   |

## iDRAC.KMS.RedundantKMIPPortNumber (Read or Write)

|                         |                                                                         |
|-------------------------|-------------------------------------------------------------------------|
| <b>Description</b>      | Specifies the KMIP port number for the redundant Key Management Server. |
| <b>Legal Values</b>     | None                                                                    |
| <b>Default Value</b>    | . 5696                                                                  |
| <b>Write Privilege</b>  | Configure iDRAC                                                         |
| <b>License Required</b> | SEKM                                                                    |
| <b>Dependency</b>       | None                                                                    |

## iDRAC.KMS.RedundantServerAddress1 (Read or Write)

|                         |                                                                                                |
|-------------------------|------------------------------------------------------------------------------------------------|
| <b>Description</b>      | Specifies the FQDN, IPv4 address or IPv6 address of the first redundant Key Management Server. |
| <b>Legal Values</b>     | None                                                                                           |
| <b>Default Value</b>    | None                                                                                           |
| <b>Write Privilege</b>  | Configure iDRAC                                                                                |
| <b>License Required</b> | SEKM                                                                                           |
| <b>Dependency</b>       | None                                                                                           |

## iDRAC.KMS.RedundantServerAddress2 (Read or Write)

|                         |                                                                                                 |
|-------------------------|-------------------------------------------------------------------------------------------------|
| <b>Description</b>      | Specifies the FQDN, IPv4 address or IPv6 address of the second redundant Key Management Server. |
| <b>Legal Values</b>     | None                                                                                            |
| <b>Default Value</b>    | None                                                                                            |
| <b>Write Privilege</b>  | Configure iDRAC                                                                                 |
| <b>License Required</b> | SEKM                                                                                            |
| <b>Dependency</b>       | None                                                                                            |

## iDRAC.KMS.RedundantServerAddress3 (Read or Write)

|                         |                                                                                                |
|-------------------------|------------------------------------------------------------------------------------------------|
| <b>Description</b>      | Specifies the FQDN, IPv4 address or IPv6 address of the third redundant Key Management Server. |
| <b>Legal Values</b>     | None                                                                                           |
| <b>Default Value</b>    | None                                                                                           |
| <b>Write Privilege</b>  | Configure iDRAC                                                                                |
| <b>License Required</b> | SEKM                                                                                           |
| <b>Dependency</b>       | None                                                                                           |

## iDRAC.KMS.RedundantServerAddress4 (Read or Write)

|                         |                                                                                                 |
|-------------------------|-------------------------------------------------------------------------------------------------|
| <b>Description</b>      | Specifies the FQDN, IPv4 address or IPv6 address of the fourth redundant Key Management Server. |
| <b>Legal Values</b>     | None                                                                                            |
| <b>Default Value</b>    | None                                                                                            |
| <b>Write Privilege</b>  | Configure iDRAC                                                                                 |
| <b>License Required</b> | SEKM                                                                                            |

**Dependency** None

## iDRAC.KMS.RedundantServerAddress5 (Read or Write)

**Description** Specifies the FQDN, IPv4 address or IPv6 address of the fifth redundant Key Management Server.

**Legal Values** None

**Default Value** None

**Write Privilege** Configure iDRAC

**License Required** SEKM

**Dependency** None

## iDRAC.KMS.RedundantServerAddress6 (Read or Write)

**Description** Specifies the FQDN, IPv4 address or IPv6 address of the sixth redundant Key Management Server.

**Legal Values** None

**Default Value** None

**Write Privilege** Configure iDRAC

**License Required** SEKM

**Dependency** None

## iDRAC.KMS.RedundantServerAddress7 (Read or Write)

**Description** Specifies the FQDN, IPv4 address or IPv6 address of the seventh redundant Key Management Server.

**Legal Values** None

**Default Value** None

**Write Privilege** Configure iDRAC

**License Required** SEKM

**Dependency** None

## iDRAC.KMS.RedundantServerAddress8 (Read or Write)

**Description** Specifies the FQDN, IPv4 address or IPv6 address of the eighth redundant Key Management Server.

**Legal Values** None

**Default Value** None

**Write Privilege** Configure iDRAC

**License Required** SEKM

**Dependency** None

## iDRAC.KMS.Timeout (Read or Write)

**Description** Specifies the SSL connection timeout value in seconds.

**Legal Values** None

**Default Value** . 10

|                         |                 |
|-------------------------|-----------------|
| <b>Write Privilege</b>  | Configure iDRAC |
| <b>License Required</b> | SEKM            |
| <b>Dependency</b>       | None            |

## iDRAC.LDAP

To configure properties for LDAP settings, use the objects in this group.

### iDRAC.LDAP.BaseDN (Read or Write)

**Table 633. Details of iDRAC.LDAP.BaseDN (Read or Write)**

|                         |                                                                               |
|-------------------------|-------------------------------------------------------------------------------|
| <b>Description</b>      | The domain name of the branch of the directory where all searches must start. |
| <b>Legal Values</b>     | String of up to 254 ASCII characters                                          |
| <b>Default Value</b>    | Not Applicable                                                                |
| <b>Write Privilege</b>  | Configure iDRAC                                                               |
| <b>License Required</b> | Directory Services                                                            |
| <b>Dependency</b>       | None                                                                          |

### iDRAC.LDAP.BindDN (Read or Write)

**Table 634. Details of iDRAC.LDAP.BindDN (Read or Write)**

|                         |                                                                                               |
|-------------------------|-----------------------------------------------------------------------------------------------|
| <b>Description</b>      | The distinguished name of a user to bind to the server when searching for the login user's DN |
| <b>Legal Values</b>     | String of up to 254 ASCII characters                                                          |
| <b>Default Value</b>    | Not Applicable                                                                                |
| <b>Write Privilege</b>  | Configure iDRAC                                                                               |
| <b>License Required</b> | Directory Services                                                                            |
| <b>Dependency</b>       | None                                                                                          |

### iDRAC.LDAP.BindPassword (Write Only)

**Table 635. Details of iDRAC.LDAP.BindPassword**

|                         |                                               |
|-------------------------|-----------------------------------------------|
| <b>Description</b>      | A bind password to use along with the bindDN. |
| <b>Legal Values</b>     | String of up to 254 ASCII characters          |
| <b>Default Value</b>    | Not Applicable                                |
| <b>Write Privilege</b>  | Configure iDRAC                               |
| <b>License Required</b> | iDRAC Enterprise                              |
| <b>Dependency</b>       | None                                          |

## iDRAC.LDAP.CertValidationEnable (Read or Write)

Table 636. Details of iDRAC.LDAP.CertValidationEnable

|                         |                                                                                      |
|-------------------------|--------------------------------------------------------------------------------------|
| <b>Description</b>      | Controls certificate validation during SSL handshake.                                |
| <b>Legal Values</b>     | <ul style="list-style-type: none"><li>· 0 — Disabled</li><li>· 1 — Enabled</li></ul> |
| <b>Default Value</b>    | 1 — Enabled                                                                          |
| <b>Write Privilege</b>  | Configure iDRAC                                                                      |
| <b>License Required</b> | iDRAC Enterprise                                                                     |
| <b>Dependency</b>       | None                                                                                 |

## iDRAC.LDAP.Enable (Read or Write)

Table 637. Details of iDRAC.LDAP.Enable

|                         |                                                                                      |
|-------------------------|--------------------------------------------------------------------------------------|
| <b>Description</b>      | Turns LDAP service on or off.                                                        |
| <b>Legal Values</b>     | <ul style="list-style-type: none"><li>· 0 — Disabled</li><li>· 1 — Enabled</li></ul> |
| <b>Default Value</b>    | Not Applicable                                                                       |
| <b>Write Privilege</b>  | Configure iDRAC                                                                      |
| <b>License Required</b> | iDRAC Enterprise                                                                     |
| <b>Dependency</b>       | None                                                                                 |

## iDRAC.LDAP.GroupAttribute (Read or Write)

Table 638. iDetails of iDRAC.LDAP.GroupAttribute (Read or Write)

|                         |                                                                       |
|-------------------------|-----------------------------------------------------------------------|
| <b>Description</b>      | Specifies which LDAP attribute is used to check for group membership. |
| <b>Legal Values</b>     | String of up to 254 ASCII characters                                  |
| <b>Default Value</b>    | Not Applicable                                                        |
| <b>Write Privilege</b>  | Configure iDRAC                                                       |
| <b>License Required</b> | iDRAC Enterprise                                                      |
| <b>Dependency</b>       | None                                                                  |

## iDRAC.LDAP.GroupAttributesDN (Read or Write)

Table 639. Details of iDRAC.LDAP.GroupAttributesDN

|                     |                                                                                                                |
|---------------------|----------------------------------------------------------------------------------------------------------------|
| <b>Description</b>  | Specifies whether the user domain name must be used from the LDAP server or from the user that provides login. |
| <b>Legal Values</b> | 0 — Disabled                                                                                                   |



|                         |                  |
|-------------------------|------------------|
|                         | 1 — Enabled      |
| <b>Default Value</b>    | 1 — Enabled      |
| <b>Write Privilege</b>  | Configure iDRAC  |
| <b>License Required</b> | iDRAC Enterprise |
| <b>Dependency</b>       | None             |

## iDRAC.LDAP.Port (Read or Write)

**Table 640. Details of iDRAC.LDAP.Port**

|                         |                         |
|-------------------------|-------------------------|
| <b>Description</b>      | Port of LDAP over SSL.  |
| <b>Legal Values</b>     | Integer values: 1–65535 |
| <b>Default Value</b>    | 636                     |
| <b>Write Privilege</b>  | Configure iDRAC         |
| <b>License Required</b> | iDRAC Enterprise        |
| <b>Dependency</b>       | None                    |

## iDRAC.LDAP.SearchFilter (Read or Write)

**Table 641. Details of iDRAC.LDAP.SearchFilter (Read or Write)**

|                         |                                                                                                                               |
|-------------------------|-------------------------------------------------------------------------------------------------------------------------------|
| <b>Description</b>      | A valid LDAP search filter to be used if the user attribute cannot uniquely identify the login user within the chosen baseDN. |
| <b>Legal Values</b>     | String of up to 1024 ASCII characters                                                                                         |
| <b>Default Value</b>    | Not Applicable                                                                                                                |
| <b>Write Privilege</b>  | Configure iDRAC                                                                                                               |
| <b>License Required</b> | iDRAC Enterprise                                                                                                              |
| <b>Dependency</b>       | None                                                                                                                          |

## iDRAC.LDAP.Server (Read or Write)

**Table 642. Details of iDRAC.LDAP.Server (Read or Write)**

|                         |                                            |
|-------------------------|--------------------------------------------|
| <b>Description</b>      | Configures the address of the LDAP Server. |
| <b>Legal Values</b>     | String of up to 1024 ASCII characters      |
| <b>Default Value</b>    | Not Applicable                             |
| <b>Write Privilege</b>  | Configure iDRAC                            |
| <b>License Required</b> | iDRAC Enterprise                           |
| <b>Dependency</b>       | None                                       |

## iDRAC.LDAP.UserAttribute (Read or Write)

Table 643. Details of iDRAC.LDAP.UserAttribute (Read or Write)

|                         |                                        |
|-------------------------|----------------------------------------|
| <b>Description</b>      | To search, specify the user attribute. |
| <b>Legal Values</b>     | String of up to 254 ASCII characters   |
| <b>Default Value</b>    | Not Applicable                         |
| <b>Write Privilege</b>  | Configure iDRAC                        |
| <b>License Required</b> | iDRAC Enterprise                       |
| <b>Dependency</b>       | None                                   |

## iDRAC.LDAPRoleGroup

The objects in this group enable configuration of role groups for LDAP. This group is indexed from 1 to 5.

## iDRAC.LDAPRoleGroup.DN (Read or Write)

Table 644. Details of the iDRAC.LDAPRoleGroup.DN attribute

|                         |                                       |
|-------------------------|---------------------------------------|
| <b>Description</b>      | The Domain Name of this group.        |
| <b>Legal Values</b>     | String of up to 1024 ASCII characters |
| <b>Default Value</b>    | Not Applicable                        |
| <b>Write Privilege</b>  | Configure iDRAC                       |
| <b>License Required</b> | iDRAC Enterprise                      |
| <b>Dependency</b>       | None                                  |

## iDRAC.LDAPRoleGroup.Privilege (Read or Write)

Table 645. Details of the iDRAC.LDAPRoleGroup.Privilege attribute

|                         |                                                                           |
|-------------------------|---------------------------------------------------------------------------|
| <b>Description</b>      | A bit-mask defining the privileges associated with this particular group. |
| <b>Legal Values</b>     | Integral values: 0–511 (0x1FF)                                            |
| <b>Default Value</b>    | 0                                                                         |
| <b>Write Privilege</b>  | Configure iDRAC                                                           |
| <b>License Required</b> | iDRAC Enterprise                                                          |
| <b>Dependency</b>       | None                                                                      |

## iDRAC.LocalSecurity

To manage the ability to configure iDRAC, use the objects in this group.

## iDRAC.LocalSecurity.LocalConfig (Read or Write)

**NOTE:** The `iDRAC.LocalSecurity.LocalConfigDisabled` attribute is deprecated and replaced with `iDRAC.LocalSecurity.LocalConfig` attribute.

**Table 646. Details of the `iDRAC.LocalSecurity.LocalConfig` attribute**

|                         |                                                                                        |
|-------------------------|----------------------------------------------------------------------------------------|
| <b>Description</b>      | To configure iDRAC from Local RACADM, enable or disable the ability of the local user. |
| <b>Legal Values</b>     | <ul style="list-style-type: none"><li>· 0 — Disabled</li><li>· 1 — Enabled</li></ul>   |
| <b>Default Value</b>    | 0 — Disabled                                                                           |
| <b>Write Privilege</b>  | Configure iDRAC                                                                        |
| <b>License Required</b> | iDRAC Express or iDRAC Enterprise                                                      |
| <b>Dependency</b>       | None                                                                                   |

## iDRAC.LocalSecurity.PrebootConfig (Read or Write)

**Table 647. Details of the `iDRAC.LocalSecurity.PrebootConfig` attribute**

|                         |                                                                                                    |
|-------------------------|----------------------------------------------------------------------------------------------------|
| <b>Description</b>      | To configure iDRAC from the BIOS POST option-ROM, enable or disable the ability of the local user. |
| <b>Legal Values</b>     | <ul style="list-style-type: none"><li>· 0 — Disabled</li><li>· 1 — Enabled</li></ul>               |
| <b>Default Value</b>    | 0 — Disabled                                                                                       |
| <b>Write Privilege</b>  | Configure iDRAC                                                                                    |
| <b>License Required</b> | iDRAC Express or iDRAC Enterprise                                                                  |
| <b>Dependency</b>       | None                                                                                               |

## iDRAC.Logging

iDRAC. Logging Manages the ability to configure iDRAC

## iDRAC.Logging. SELBufferType(Read/Write)

**Table 648. Details of `iDRAC.Logging. SELBufferType`**

|                         |                                                                                                  |
|-------------------------|--------------------------------------------------------------------------------------------------|
| <b>Description</b>      | Configurable attribute to modify the SEL behavior to make it linear instead of default circular. |
| <b>Legal Values</b>     | <ul style="list-style-type: none"><li>· 0-Circular</li><li>· 1-Linear</li></ul>                  |
| <b>Default Value</b>    | 0- Circular                                                                                      |
| <b>Write Privilege</b>  | Configure iDRAC                                                                                  |
| <b>License Required</b> | iDRAC Express or iDRAC Enterprise                                                                |
| <b>Dependency</b>       | None                                                                                             |

# iDRAC.Logging.SELOEMEventFilterEnable (Read or Write)

Table 649. Details of the iDRAC.Logging.SELOEMEventFilterEnable attribute

|                         |                                                                                      |
|-------------------------|--------------------------------------------------------------------------------------|
| <b>Description</b>      | Enables or disables the ability of Logging SEL Records with OEM.                     |
| <b>Legal Values</b>     | <ul style="list-style-type: none"><li>· 0 — Disabled</li><li>· 1 — Enabled</li></ul> |
| <b>Default Value</b>    | 0 — Disabled                                                                         |
| <b>Write Privilege</b>  | Configure iDRAC                                                                      |
| <b>License Required</b> | iDRAC Express or iDRAC Enterprise                                                    |
| <b>Dependency</b>       | None                                                                                 |

## iDRAC.Lockdown

To manage the ability to configure the iDRAC system configuration lockdown mode.

## iDRAC.Lockdown.SystemLockdown

Table 650. Details of iDRAC.Lockdown.SystemLockdown attribute

|                         |                                                                                                                                                                                                                                                                                                                                                                                                                                                                                                                                                                                                                                                                                                                                                                                                                                                                                                                                                                                         |
|-------------------------|-----------------------------------------------------------------------------------------------------------------------------------------------------------------------------------------------------------------------------------------------------------------------------------------------------------------------------------------------------------------------------------------------------------------------------------------------------------------------------------------------------------------------------------------------------------------------------------------------------------------------------------------------------------------------------------------------------------------------------------------------------------------------------------------------------------------------------------------------------------------------------------------------------------------------------------------------------------------------------------------|
| <b>Description</b>      | <p>Enables or disables the iDRAC system configuration lockdown mode.</p> <p><b>NOTE:</b> This attribute is the replacement of iDRAC.Lockdown.SystemLockdownMode attribute, which is deprecated starting from iDRAC version 3.15.15.15.</p> <p><b>NOTE:</b> The following commands or configuration items are exceptions when the system is in lockdown mode.</p> <ul style="list-style-type: none"><li>• <b>Power operations ( System power on, power off, reset)</b><ul style="list-style-type: none"><li><code>racadm serveraction graceshutdown</code></li><li><code>racadm serveraction powerdown</code></li><li><code>racadm serveraction powerup</code></li><li><code>racadm serveraction powercycle</code></li><li><code>racadm serveraction hardreset</code></li></ul></li><li>• <b>Setting power budget, power profiles</b></li><li>• <b>Identify operations to blink an LED. (racadm setled)</b></li><li>• <b>Run diagnostics</b></li><li>• <b>Core dump delete</b></li></ul> |
| <b>Legal Values</b>     | <ul style="list-style-type: none"><li>· 0 — Disabled: It disables the lockdown mode. In this mode, the iDRAC configuration changes are allowed.</li><li>· 1 — Enabled: It enables the lockdown mode. In this mode, the iDRAC configuration changes are not allowed.</li></ul>                                                                                                                                                                                                                                                                                                                                                                                                                                                                                                                                                                                                                                                                                                           |
| <b>Default Value</b>    | 0 — Disabled                                                                                                                                                                                                                                                                                                                                                                                                                                                                                                                                                                                                                                                                                                                                                                                                                                                                                                                                                                            |
| <b>Write Privilege</b>  | Login, configure, and server control                                                                                                                                                                                                                                                                                                                                                                                                                                                                                                                                                                                                                                                                                                                                                                                                                                                                                                                                                    |
| <b>License Required</b> | iDRAC Enterprise                                                                                                                                                                                                                                                                                                                                                                                                                                                                                                                                                                                                                                                                                                                                                                                                                                                                                                                                                                        |

**Dependency** None

## iDRAC.NIC

To configure the iDRAC NIC, use the object in this group.

**i** **NOTE:** The following objects are not valid for the modular systems:

- **Auto negotiation**
- **Auto dedicated NIC**
- **Network speed**
- **Duplex**
- **Dedicated NIC scan time**
- **Shared NIC scan time**

## iDRAC.NIC.Autoconfig (Read or Write)

**Table 651. Details of the iDRAC.NIC.Autoconfig attribute**

|                         |                                                                                                                                                                                                                                                                                                                                                                                                                                             |
|-------------------------|---------------------------------------------------------------------------------------------------------------------------------------------------------------------------------------------------------------------------------------------------------------------------------------------------------------------------------------------------------------------------------------------------------------------------------------------|
| <b>Description</b>      | Sets the DHCP auto configuration operation.                                                                                                                                                                                                                                                                                                                                                                                                 |
| <b>Legal Values</b>     | <ul style="list-style-type: none"><li>• 0 — Disabled</li></ul> <p><b>i</b> <b>NOTE:</b></p> <p>iDRAC does not perform DHCP configuration.</p> <ul style="list-style-type: none"><li>• 1 — Enable Once</li></ul> <p><b>i</b> <b>NOTE:</b></p> <p>iDRAC performs DHCP configuration once.</p> <ul style="list-style-type: none"><li>• 2 — Enable Once After Reset</li></ul> <p><b>i</b> <b>NOTE:</b></p> <p>Configures after iDRAC reset.</p> |
| <b>Default Values</b>   | 0 — Disabled                                                                                                                                                                                                                                                                                                                                                                                                                                |
| <b>Write Privilege</b>  | Configure iDRAC                                                                                                                                                                                                                                                                                                                                                                                                                             |
| <b>License Required</b> | iDRAC Enterprise                                                                                                                                                                                                                                                                                                                                                                                                                            |
| <b>Dependency</b>       | None                                                                                                                                                                                                                                                                                                                                                                                                                                        |

## iDRAC.NIC.AutoDetect (Read or Write)

**Table 652. Details of the iDRAC.NIC.AutoDetect attribute**

|                         |                                                                                      |
|-------------------------|--------------------------------------------------------------------------------------|
| <b>Description</b>      | Enables or disables auto detection feature of iDRAC.                                 |
| <b>Legal Values</b>     | <ul style="list-style-type: none"><li>• 0 — Disabled</li><li>• 1 — Enabled</li></ul> |
| <b>Default Value</b>    | 0 — Disabled                                                                         |
| <b>Write Privilege</b>  | Configure iDRAC                                                                      |
| <b>License Required</b> | iDRAC Express or iDRAC Enterprise                                                    |
| <b>Dependency</b>       | None                                                                                 |

## iDRAC.NIC.Autoneg (Read or Write)

Table 653. Details of the iDRAC.NIC.Autoneg attribute

|                         |                                                                                      |
|-------------------------|--------------------------------------------------------------------------------------|
| <b>Description</b>      | Enables auto-negotiation of physical link speed and duplex.                          |
| <b>Legal Values</b>     | <ul style="list-style-type: none"><li>· 0 — Disabled</li><li>· 1 — Enabled</li></ul> |
| <b>Default Value</b>    | 1 — Enabled                                                                          |
| <b>Write Privilege</b>  | Configure iDRAC                                                                      |
| <b>License Required</b> | iDRAC Express or iDRAC Enterprise                                                    |
| <b>Dependency</b>       | None                                                                                 |

## iDRAC.NIC.DedicatedNICScanTime (Read or Write)

Table 654. Details of the iDRAC.NIC.DedicatedNICScanTime attribute

|                         |                                                                       |
|-------------------------|-----------------------------------------------------------------------|
| <b>Description</b>      | Wait time for the iDRAC to switch from dedicated mode to shared mode. |
| <b>Legal Values</b>     | Integral values: 5–255                                                |
| <b>Default Value</b>    | 5                                                                     |
| <b>Write Privilege</b>  | Configure iDRAC                                                       |
| <b>License Required</b> | iDRAC Express or iDRAC Enterprise                                     |
| <b>Dependency</b>       | None                                                                  |

## iDRAC.Nic.DiscoveryLLDP (Read or Write)

Table 655. Details of iDRAC.Nic.DiscoveryLLDP

|                         |                                                                                                                                  |
|-------------------------|----------------------------------------------------------------------------------------------------------------------------------|
| <b>Description</b>      | Enables LLDP over active NIC Interface.                                                                                          |
| <b>Legal Values</b>     | <ul style="list-style-type: none"><li>· 0- Disabled</li><li>· 1- Dedicated</li><li>· 2- SharedLOM</li><li>· 3- Enabled</li></ul> |
| <b>Default Value</b>    | 0- Disabled                                                                                                                      |
| <b>Write Privilege</b>  | Configure iDRAC                                                                                                                  |
| <b>License Required</b> | iDRAC Express or iDRAC Enterprise                                                                                                |
| <b>Dependency</b>       | None                                                                                                                             |

## iDRAC.NIC.DNSDomainFromDHCP (Read or Write)

Table 656. Details of the iDRAC.NIC.DNSDomainFromDHCP attribute

|                    |                                                                                         |
|--------------------|-----------------------------------------------------------------------------------------|
| <b>Description</b> | Specifies that the iDRAC DNS domain name must be assigned from the network DHCP server. |
|--------------------|-----------------------------------------------------------------------------------------|

|                         |                                                                                                                                                                                  |
|-------------------------|----------------------------------------------------------------------------------------------------------------------------------------------------------------------------------|
| <b>Legal Values</b>     | <ul style="list-style-type: none"> <li>· 0 — Disabled</li> <li>· 1 — Enabled</li> </ul>                                                                                          |
| <b>Default Value</b>    | 0 — Disabled                                                                                                                                                                     |
| <b>Write Privilege</b>  | Configure iDRAC                                                                                                                                                                  |
| <b>License Required</b> | iDRAC Express or iDRAC Enterprise                                                                                                                                                |
| <b>Dependency</b>       | Can be Enabled only if the following are enabled: <ul style="list-style-type: none"> <li>· IPv4.Enable and IPv4.DHCPEnable</li> <li>· IPv6.Enable and IPv6.AutoConfig</li> </ul> |

## iDRAC.NIC.DNSDomainName (Read or Write)

**Table 657. Details of the iDRAC.NIC.DNSDomainName attribute**

|                         |                                                       |
|-------------------------|-------------------------------------------------------|
| <b>Description</b>      | The DNS Domain Name.                                  |
| <b>Legal Values</b>     | A string of up to 254 ASCII characters                |
| <b>Default Value</b>    | Not Applicable                                        |
| <b>Write Privilege</b>  | Configure iDRAC                                       |
| <b>License Required</b> | iDRAC Express or iDRAC Enterprise                     |
| <b>Dependency</b>       | Can be set only if NIC.DNSDomainFromDHCP is disabled. |

## iDRAC.NIC.DNSDomainNameFromDHCP (Read or Write)

**Table 658. Details of the iDRAC.NIC.DNSDomainNameFromDHCP attribute**

|                         |                                                                                         |
|-------------------------|-----------------------------------------------------------------------------------------|
| <b>Description</b>      | Specifies that the iDRAC DNS domain name must be assigned from the network DHCP server. |
| <b>Legal Values</b>     | <ul style="list-style-type: none"> <li>· 0 — Disabled</li> <li>· 1 — Enabled</li> </ul> |
| <b>Default Value</b>    | 0 — Disabled                                                                            |
| <b>Write Privilege</b>  | Configure iDRAC                                                                         |
| <b>License Required</b> | iDRAC Express or iDRAC Enterprise                                                       |
| <b>Dependency</b>       | None                                                                                    |

## iDRAC.NIC.DNSRacName (Read or Write)

**Table 659. Details of the iDRAC.NIC.DNSRacName attribute**

|                        |                                     |
|------------------------|-------------------------------------|
| <b>Description</b>     | The iDRAC name.                     |
| <b>Legal Values</b>    | String of up to 63 ASCII characters |
| <b>Default Value</b>   | Not Applicable                      |
| <b>Write Privilege</b> | Configure iDRAC                     |

**License Required** iDRAC Express or iDRAC Enterprise

**Dependency** None

## iDRAC.NIC.DNSRegister (Read or Write)

**Table 660. Details of the iDRAC.NIC.DNSRegister attribute**

**Description** Registers the iDRAC name with the DNS server.

**Legal Values**

- 0 — Disabled
- 1 — Enabled

**Default value** 0 — Disabled

**Write Privilege** Configure iDRAC

**License Required** iDRAC Express or iDRAC Enterprise

**Dependency** Can be Enabled only if DNSRacName is set.

## iDRAC.NIC.Duplex (Read or Write)

**Table 661. Details of the iDRAC.NIC.Duplex attribute**

**Description** Specifies the duplex setting for the iDRAC NIC.

**Legal Values**

- 0 — Half
- 1 — Full

**Default value** 1 — Full

**Write Privilege** Configure iDRAC

**License Required** iDRAC Express or iDRAC Enterprise

**Dependency** None

## iDRAC.NIC.Enable (Read or Write)

**Table 662. Details of the iDRAC.NIC.Enable attribute**

**Description** Enables or Disables the iDRAC network interface controller.

**Legal Values**

- 0 — Disabled
- 1 — Enabled

**Default Value** 1 — Enabled

**Write Privilege** Configure iDRAC

**License Required** iDRAC Express or iDRAC Enterprise

**Dependency** None



## iDRAC.NIC.Failover (Read or Write)

Table 663. Details of iDRAC.NIC.Failover attribute

|                         |                                                                            |
|-------------------------|----------------------------------------------------------------------------|
| <b>Description</b>      | Enables or disables failover for iDRAC to switch from shared to dedicated. |
| <b>Legal Values</b>     | LOM1 to LOM16                                                              |
| <b>Default Value</b>    | None                                                                       |
| <b>Write Privilege</b>  | Configure iDRAC                                                            |
| <b>License Required</b> | iDRAC Express or iDRAC Enterprise                                          |
| <b>Dependency</b>       | None                                                                       |

## iDRAC.NIC.MACAddress (Read or Write)

Table 664. Details of the iDRAC.NIC.MACAddress attribute

|                         |                                     |
|-------------------------|-------------------------------------|
| <b>Description</b>      | The MAC Address of the iDRAC.       |
| <b>Legal Values</b>     | String of up to 17 ASCII characters |
| <b>Default Value</b>    | Not Applicable                      |
| <b>Write Privilege</b>  | Configure iDRAC                     |
| <b>License Required</b> | iDRAC Express or iDRAC Enterprise   |
| <b>Dependency</b>       | None                                |

## iDRAC.NIC.MTU (Read or Write)

Table 665. Details of the iDRAC.NIC.MTU attribute

|                         |                                                                        |
|-------------------------|------------------------------------------------------------------------|
| <b>Description</b>      | The size in bytes of the maximum transmission unit uses the iDRAC NIC. |
| <b>Legal Values</b>     | Integral values: 576–1500                                              |
| <b>Default Value</b>    | 1500                                                                   |
| <b>Write Privilege</b>  | Configure iDRAC                                                        |
| <b>License Required</b> | iDRAC Express or iDRAC Enterprise                                      |
| <b>Dependency</b>       | None                                                                   |

## iDRAC.NIC.Selection (Read or Write)

Table 666. Details of the iDRAC.NIC.Selection attribute

|                     |                                                                                                       |
|---------------------|-------------------------------------------------------------------------------------------------------|
| <b>Description</b>  | Specifies the current mode of operation for the iDRAC network interface controller.                   |
| <b>Legal Values</b> | <ul style="list-style-type: none"><li>• 1 — Dedicated</li><li>• 2 — LOM1</li><li>• 3 — LOM2</li></ul> |

- 4 — LOM3
- 5 — LOM4
- 6 — LOM5
- 7 — LOM6
- 8 — LOM7

|                         |                                   |
|-------------------------|-----------------------------------|
| <b>Default Value</b>    | 1 — Dedicated                     |
| <b>Write Privilege</b>  | Configure iDRAC                   |
| <b>License Required</b> | iDRAC Express or iDRAC Enterprise |
| <b>Dependency</b>       | None                              |

**NOTE:** On platforms with single LOM port, the legal values are applicable.

**NOTE:** For cosmos platform, NIC selection will be applied on next host reboot.

## iDRAC.NIC.SharedNICScanTime (Read or Write)

Table 667. Details of the iDRAC.NIC.SharedNICScanTime attribute

|                         |                                                                       |
|-------------------------|-----------------------------------------------------------------------|
| <b>Description</b>      | Wait time for the iDRAC to switch from shared mode to dedicated mode. |
| <b>Legal Values</b>     | Integral values: 5–255                                                |
| <b>Default Value</b>    | 30                                                                    |
| <b>Write Privilege</b>  | Configure iDRAC                                                       |
| <b>License Required</b> | iDRAC Express or iDRAC Enterprise                                     |
| <b>Dependency</b>       | None                                                                  |

## iDRAC.NIC.Speed (Read or Write)

Table 668. Details of the iDRAC.NIC.Speed attribute


|                        |                                                                                                                                                                                                                                                                                                                                                                                                               |
|------------------------|---------------------------------------------------------------------------------------------------------------------------------------------------------------------------------------------------------------------------------------------------------------------------------------------------------------------------------------------------------------------------------------------------------------|
| <b>Description</b>     | Specifies the speed for iDRAC NIC.                                                                                                                                                                                                                                                                                                                                                                            |
|                        | <p><b>NOTE:</b> To set this property:</p> <ul style="list-style-type: none"> <li>• <code>iDRAC.NIC.Selection</code> must be set to <code>Dedicated mode</code>.</li> <li>• <code>iDRAC.NIC.Autoneg</code> must be disabled.</li> <li>• <code>iDRAC.IPv4.Enable</code>, <code>iDRAC.IPv4.DHCPEnable</code>, <code>iDRAC.IPv6.Enable</code>, and <code>iDRAC.IPv6.AutoConfig</code> must be enabled.</li> </ul> |
| <b>Legal Values</b>    | <ul style="list-style-type: none"> <li>· 0 — 10</li> <li>· 1 — 100</li> <li>· 2 — 1000</li> </ul> <p><b>NOTE:</b> You cannot manually set the Network Speed to 1000 MB. This option is available only if <code>iDRAC.NIC.Autoneg</code> is set to 1 (Enabled).</p>                                                                                                                                            |
| <b>Default Value</b>   | 1 — 100                                                                                                                                                                                                                                                                                                                                                                                                       |
| <b>Write Privilege</b> | Configure iDRAC                                                                                                                                                                                                                                                                                                                                                                                               |

**License Required** iDRAC Express or iDRAC Enterprise

**Dependency** Cannot change NIC Speed unless AutoNeg is set to disabled.


## iDRAC.NIC.VLanEnable (Read Only)

**Table 669. Details of the iDRAC.NIC.VLanEnable attribute**

|                         |                                                                                                                                                                                                                        |
|-------------------------|------------------------------------------------------------------------------------------------------------------------------------------------------------------------------------------------------------------------|
| <b>Description</b>      | Enables or disables the VLAN capabilities of the iDRAC.<br> <b>NOTE: This object is applicable only to iDRAC on Racks and Towers.</b> |
| <b>Legal Values</b>     | <ul style="list-style-type: none"><li>· 0 — Disabled</li><li>· 1 — Enabled</li></ul>                                                                                                                                   |
| <b>Default Value</b>    | 0 — Disabled                                                                                                                                                                                                           |
| <b>Write Privilege</b>  | Configure iDRAC                                                                                                                                                                                                        |
| <b>License Required</b> | iDRAC Express or iDRAC Enterprise                                                                                                                                                                                      |
| <b>Dependency</b>       | None                                                                                                                                                                                                                   |

## iDRAC.NIC.VLanID (Read Only)

**Table 670. Details of the iDRAC.NIC.VLanID attribute**

|                         |                                                                                                                                                                                                                            |
|-------------------------|----------------------------------------------------------------------------------------------------------------------------------------------------------------------------------------------------------------------------|
| <b>Description</b>      | Specifies the VLAN ID for the network VLAN configuration.<br> <b>NOTE: This object is applicable only to iDRAC on Racks and Towers.</b> |
| <b>Legal Values</b>     | Integral values: 1–4069                                                                                                                                                                                                    |
| <b>Default Value</b>    | 1                                                                                                                                                                                                                          |
| <b>Write Privilege</b>  | Configure iDRAC                                                                                                                                                                                                            |
| <b>License Required</b> | iDRAC Express or iDRAC Enterprise                                                                                                                                                                                          |
| <b>Dependency</b>       | None                                                                                                                                                                                                                       |


## iDRAC.NIC.VLanPort (Read or Write)

**Table 671. Details of the iDRAC.NIC.VLanPort attribute**

|                         |                                                                                                                                      |
|-------------------------|--------------------------------------------------------------------------------------------------------------------------------------|
| <b>Description</b>      | Enables or disables the VLAN switch of the iDRAC.                                                                                    |
| <b>Legal Values</b>     | <ul style="list-style-type: none"><li>· 1 — Dedicated ports only</li><li>· 2 — LOM ports only</li><li>· 0 — Both the ports</li></ul> |
| <b>Default Value</b>    | 0 — Both                                                                                                                             |
| <b>Write Privilege</b>  | Configure iDRAC                                                                                                                      |
| <b>License Required</b> | RACADM                                                                                                                               |
| <b>Dependency</b>       | None                                                                                                                                 |

## iDRAC.NIC.VLanPriority (Read Only)

Table 672. Details of the iDRAC.NIC.VLanPriority attribute

|                         |                                                                                                                                                                                                                                |
|-------------------------|--------------------------------------------------------------------------------------------------------------------------------------------------------------------------------------------------------------------------------|
| <b>Description</b>      | Specifies the VLAN priority for the network VLAN configuration.<br> <b>NOTE:</b> This object is applicable only to iDRAC on Racks and Towers. |
| <b>Legal Values</b>     | Integral values: 0–7                                                                                                                                                                                                           |
| <b>Default Value</b>    | 0                                                                                                                                                                                                                              |
| <b>Write Privilege</b>  | Configure iDRAC                                                                                                                                                                                                                |
| <b>License Required</b> | iDRAC Express or iDRAC Enterprise                                                                                                                                                                                              |
| <b>Dependency</b>       | None                                                                                                                                                                                                                           |

## iDRAC.NICStatic

To manage DNS-related properties of iDRAC, use the objects in this group.

## iDRAC.NICStatic.DNSDomainFromDHCP (Read or Write)

Table 673. Details of the iDRAC.NICStatic.DNSDomainFromDHCP attribute

|                         |                                                                                         |
|-------------------------|-----------------------------------------------------------------------------------------|
| <b>Description</b>      | Specifies that the iDRAC DNS domain name must be assigned from the network DHCP server. |
| <b>Legal Values</b>     | String of up to 254 ASCII characters                                                    |
| <b>Default Value</b>    | Disabled                                                                                |
| <b>Write Privilege</b>  | Configure iDRAC                                                                         |
| <b>License Required</b> | iDRAC Express or iDRAC Enterprise                                                       |
| <b>Dependency</b>       | None                                                                                    |

## iDRAC.NICStatic.DNSDomainName (Read or Write)

Table 674. Details of the iDRAC.NICStatic.DNSDomainName attribute

|                         |                                                                                      |
|-------------------------|--------------------------------------------------------------------------------------|
| <b>Description</b>      | The DNS Domain Name.                                                                 |
| <b>Legal Values</b>     | <ul style="list-style-type: none"><li>· 0 — Disabled</li><li>· 1 — Enabled</li></ul> |
| <b>Default Value</b>    | Not Applicable                                                                       |
| <b>Write Privilege</b>  | Configure iDRAC                                                                      |
| <b>License Required</b> | iDRAC Express or iDRAC Enterprise                                                    |
| <b>Dependency</b>       | None                                                                                 |

## iDRAC.NTPConfigGroup

To configure the properties of NTP server, use the objects in this group.

## iDRAC.NTPConfigGroup.NTP1 (Read or Write)

Table 675. Details of the iDRAC.NTPConfigGroup.NTP1attribute

|                         |                                      |
|-------------------------|--------------------------------------|
| <b>Description</b>      | Configure NTP Server 1 Address.      |
| <b>Legal Values</b>     | String of up to 254 ASCII characters |
| <b>Default Value</b>    | Not Applicable                       |
| <b>Write Privilege</b>  | Configure iDRAC                      |
| <b>License Required</b> | iDRAC Express or iDRAC Enterprise    |
| <b>Dependency</b>       | None                                 |

## iDRAC.NTPConfigGroup.NTP2 (Read or Write)

Table 676. Details of the attribute

|                         |                                      |
|-------------------------|--------------------------------------|
| <b>Description</b>      | Configure NTP Server 2 Address.      |
| <b>Legal Values</b>     | String of up to 254 ASCII characters |
| <b>Default Value</b>    | Not Applicable                       |
| <b>Write Privilege</b>  | Configure iDRAC                      |
| <b>License Required</b> | iDRAC Express or iDRAC Enterprise    |
| <b>Dependency</b>       | None                                 |

## iDRAC.NTPConfigGroup.NTP3 (Read or Write)

Table 677. Details of the iDRAC.NTPConfigGroup.NTP3 attribute

|                         |                                       |
|-------------------------|---------------------------------------|
| <b>Description</b>      | Configure NTP Server 3 Address.       |
| <b>Legal Values</b>     | String of up to 254 ASCII characters. |
| <b>Default Value</b>    | Not Applicable                        |
| <b>Write Privilege</b>  | Configure iDRAC                       |
| <b>License Required</b> | iDRAC Express or iDRAC Enterprise     |
| <b>Dependency</b>       | None                                  |

## iDRAC.NTPConfigGroup.NTPEnable (Read or Write)

Table 678. Details of the iDRAC.NTPConfigGroup.NTPEnable attribute

|                      |                                                                                      |
|----------------------|--------------------------------------------------------------------------------------|
| <b>Description</b>   | On iDRAC, enable or disable NTP server access to iDRAC.                              |
| <b>Legal Values</b>  | <ul style="list-style-type: none"><li>· 0 — Disabled</li><li>· 1 — Enabled</li></ul> |
| <b>Default Value</b> | 0 — Disabled                                                                         |

|                         |                                   |
|-------------------------|-----------------------------------|
| <b>Write Privilege</b>  | Configure iDRAC                   |
| <b>License Required</b> | iDRAC Express or iDRAC Enterprise |
| <b>Dependency</b>       | None                              |

## iDRAC.NTPConfigGroup.NTPMaxDist (Read or Write)

**Table 679. Details of the iDRAC.NTPConfigGroup.NTPMaxDist attribute**

|                         |                                   |
|-------------------------|-----------------------------------|
| <b>Description</b>      | NTP Maximum Distance              |
| <b>Legal Values</b>     | Integral values: 1–128            |
| <b>Default Value</b>    | 16                                |
| <b>Write Privilege</b>  | Configure iDRAC                   |
| <b>License Required</b> | iDRAC Express or iDRAC Enterprise |
| <b>Dependency</b>       | None                              |

## iDRAC.OS-BMC

To manage OS-BMC pass-through feature, use the object in this group.

 **NOTE:** In Autocomplete mode, the group OS-BMC is autocompleted as OS\_BMC.

 **NOTE:** The iDRAC.IMC group is deprecated and replaced with iDRAC.OS-BMC group.

## iDRAC.OS-BMC.AdminState (Read or Write)

**Table 680. Details of the iDRAC.OS-BMC.AdminState attribute**

|                         |                                                                                         |
|-------------------------|-----------------------------------------------------------------------------------------|
| <b>Description</b>      | On iDRAC pass through, enable or disable administrative state of OS.                    |
| <b>Legal Values</b>     | <ul style="list-style-type: none"> <li>• 0 — Disabled</li> <li>• 1 — Enabled</li> </ul> |
| <b>Default Value</b>    | 0 — Disabled                                                                            |
| <b>Write Privilege</b>  | Configure iDRAC                                                                         |
| <b>License Required</b> | iDRAC Express or iDRAC Enterprise                                                       |
| <b>Dependency</b>       | Can be set only if <code>iDRAC.OS-BMC.PTCapability</code> is set to Capable.            |

## iDRAC.OS-BMC.OSIpAddress (Read or Write)

**Table 681. Details of the iDRAC.OS-BMC.OSIpAddress attribute**

|                      |                                            |
|----------------------|--------------------------------------------|
| <b>Description</b>   | IPv4 address of the host Operating System. |
| <b>Legal Values</b>  | Valid IPv4 Address                         |
| <b>Default Value</b> | 0.0.0.0                                    |

|                         |                                   |
|-------------------------|-----------------------------------|
| <b>Write Privilege</b>  | Configure iDRAC                   |
| <b>License Required</b> | iDRAC Express or iDRAC Enterprise |
| <b>Dependency</b>       | None                              |


## iDRAC.OS-BMC.PTCapability (Read or Write)

**Table 682. Details of the iDRAC.OS-BMC.PTCapability attribute**

|                         |                                                                                                       |
|-------------------------|-------------------------------------------------------------------------------------------------------|
| <b>Description</b>      | Operating System to iDRAC Pass Through Capability status.                                             |
| <b>Legal Values</b>     | <ul style="list-style-type: none"> <li>· 0 — Capable</li> <li>· 1 — Not Capable or Unknown</li> </ul> |
| <b>Default Value</b>    | Depends on the server capability.                                                                     |
| <b>Write Privilege</b>  | Configure iDRAC                                                                                       |
| <b>License Required</b> | iDRAC Express or iDRAC Enterprise                                                                     |
| <b>Dependency</b>       | None                                                                                                  |

## iDRAC.OS-BMC.PTMode (Read or Write)

**Table 683. Details of the iDRAC.OS-BMC.PTMode attribute**

|                         |                                                                                                                                                                                 |
|-------------------------|---------------------------------------------------------------------------------------------------------------------------------------------------------------------------------|
| <b>Description</b>      | Enables the pass-through with shared LOM or USB.                                                                                                                                |
|                         |  <b>NOTE: To enable the pass-through, make sure that iDRAC.OS-BMC.AdminState is enabled.</b> |
| <b>Legal Values</b>     | <ul style="list-style-type: none"> <li>· 0 — lom-p2p</li> <li>· 1 — usb-p2p</li> </ul>                                                                                          |
| <b>Default Value</b>    | 0 — lom-p2p                                                                                                                                                                     |
| <b>Write Privilege</b>  | Configure iDRAC                                                                                                                                                                 |
| <b>License Required</b> | iDRAC Express or iDRAC Enterprise                                                                                                                                               |
| <b>Dependency</b>       | None                                                                                                                                                                            |

## iDRAC.OS-BMC.UsbNicIpAddress (Read or Write)

**Table 684. Details of the iDRAC.OS-BMC.UsbNicIpAddress attribute**

|                         |                                   |
|-------------------------|-----------------------------------|
| <b>Description</b>      | Displays the USB NIC IP address.  |
| <b>Legal Values</b>     | Valid IPv4 address                |
| <b>Default Value</b>    | 169.168.0                         |
| <b>Write Privilege</b>  | Configure iDRAC                   |
| <b>License Required</b> | iDRAC Express or iDRAC Enterprise |
| <b>Dependency</b>       | None                              |

# iDRAC.RemoteHost.SMTPPort (Read or Write)

Table 685. Details of the iDRAC.RemoteHost.SMTPPort attribute

|                         |                                                  |
|-------------------------|--------------------------------------------------|
| <b>Description</b>      | Specifies the destination port for email alerts. |
| <b>Legal Values</b>     | Integral values: 1–65535                         |
| <b>Default Value</b>    | 25                                               |
| <b>Write Privilege</b>  | Configure iDRAC                                  |
| <b>License Required</b> | iDRAC Express                                    |
| <b>Dependency</b>       | None                                             |

# iDRAC.PcieVdm.Enable

Table 686. Details of iDRAC.PcieVdm.Enable

|                         |                                                                                  |
|-------------------------|----------------------------------------------------------------------------------|
| <b>Description</b>      | Enable or disable the PCIe VDM capability.                                       |
| <b>Legal Values</b>     | <ul style="list-style-type: none"><li>· 0-Disabled</li><li>· 1-Enabled</li></ul> |
| <b>Default Value</b>    | 0- Disabled                                                                      |
| <b>License Required</b> | iDRAC Express or iDRAC Enterprise                                                |
| <b>Dependency</b>       | None                                                                             |

# iDRAC.Racadm

To manage Remote RACADM connection settings, use the object in this group.

# iDRAC.Racadm.Enable (Read or Write)

Table 687. Details of the iDRAC.Racadm.Enable attribute

|                         |                                                                                      |
|-------------------------|--------------------------------------------------------------------------------------|
| <b>Description</b>      | Enables or disables Remote RACADM interface.                                         |
| <b>Legal Values</b>     | <ul style="list-style-type: none"><li>· 0 — Disabled</li><li>· 1 — Enabled</li></ul> |
| <b>Default Value</b>    | Enabled                                                                              |
| <b>Write Privilege</b>  | Configure iDRAC                                                                      |
| <b>License Required</b> | iDRAC Express or iDRAC Enterprise                                                    |
| <b>Dependency</b>       | None                                                                                 |

# iDRAC.Racadm.Timeout (Read or Write)

Table 688. Details of the iDRAC.Racadm.Timeout attribute

|                     |                                                                                                      |
|---------------------|------------------------------------------------------------------------------------------------------|
| <b>Description</b>  | Defines the idle timeout in seconds of the Remote RACADM interface.                                  |
| <b>Legal Values</b> | <ul style="list-style-type: none"><li>· 0 — No timeout</li><li>· Integral values: 60–10800</li></ul> |



|                         |                                   |
|-------------------------|-----------------------------------|
| <b>Default Value</b>    | 60                                |
| <b>Write Privilege</b>  | Configure iDRAC                   |
| <b>License Required</b> | iDRAC Express or iDRAC Enterprise |
| <b>Dependency</b>       | None                              |

## iDRAC.Redfish

The objects in this group provide configuration parameters for the Redfish interface to iDRAC.

### iDRAC.Redfish.Enable (Read or Write)

**Table 689. Details of the iDRAC.Redfish.Enable attribute**

|                         |                                                                                         |
|-------------------------|-----------------------------------------------------------------------------------------|
| <b>Description</b>      | Enables or disables Redfish service on iDRAC.                                           |
| <b>Legal Values</b>     | <ul style="list-style-type: none"> <li>· 0 — Disabled</li> <li>· 1 — Enabled</li> </ul> |
| <b>Default Value</b>    | 1 — Enabled                                                                             |
| <b>Write Privilege</b>  | Configure iDRAC                                                                         |
| <b>License Required</b> | RACADM                                                                                  |
| <b>Dependency</b>       | None                                                                                    |

## iDRAC.Redfisheventing

The objects in this group provide information on Redfish events.

### iDRAC.Redfisheventing.DeliveryRetryAttempts (Read or Write)

**Table 690. Details of the iDRAC.Redfisheventing.IgnoreCertificateErrors attribute**

|                         |                                                                         |
|-------------------------|-------------------------------------------------------------------------|
| <b>Description</b>      | Specifies the number of retry attempts made for Redfish event delivery. |
| <b>Legal Values</b>     | Value ranges from 0 to 5.                                               |
| <b>Default Value</b>    | 3                                                                       |
| <b>Write Privilege</b>  | Configure iDRAC                                                         |
| <b>License Required</b> | RACADM                                                                  |
| <b>Dependency</b>       | None                                                                    |

## iDRAC.Redfisheventing.DeliveryRetryIntervalInSeconds (Read or Write)

Table 691. Details of the iDRAC.Redfisheventing.DeliveryRetryIntervalInSeconds attribute

|                         |                                                                                         |
|-------------------------|-----------------------------------------------------------------------------------------|
| <b>Description</b>      | Specifies the intervals (in seconds) of retry attempts made for Redfish event delivery. |
| <b>Legal Values</b>     | Value ranges from 5 to 60.                                                              |
| <b>Default Value</b>    | 30                                                                                      |
| <b>Write Privilege</b>  | Configure iDRAC                                                                         |
| <b>License Required</b> | RACADM                                                                                  |
| <b>Dependency</b>       | None                                                                                    |

## iDRAC.Redfisheventing.IgnoreCertificateErrors (Read Only)

Table 692. Details of the iDRAC.Redfisheventing.IgnoreCertificateErrors attribute

|                         |                                                                                      |
|-------------------------|--------------------------------------------------------------------------------------|
| <b>Description</b>      | Enables or disables Ignorance of Certificate Errors notifications.                   |
| <b>Legal Values</b>     | <ul style="list-style-type: none"><li>· 0 — Disabled</li><li>· 1 — Enabled</li></ul> |
| <b>Default Value</b>    | 0 — Disabled                                                                         |
| <b>Write Privilege</b>  | Not Applicable                                                                       |
| <b>License Required</b> | None                                                                                 |
| <b>Dependency</b>       | None                                                                                 |

## iDRAC.RemoteHosts

Use the objects in this group to manage the properties for configuration of the SMTP server.

## iDRAC.RemoteHost.SenderEmail (Read or Write)

Table 693. iDRAC.RemoteHost.SenderEmail

|                         |                                                |
|-------------------------|------------------------------------------------|
| <b>Description</b>      | Specifies the address of emails sent by iDRAC. |
| <b>Legal Values</b>     | String of up to 254 ASCII characters           |
| <b>Default value</b>    | Not Applicable                                 |
| <b>License Required</b> | iDRAC Express                                  |
| <b>Dependency</b>       | None                                           |

## iDRAC.RemoteHost.SMTPPort (Read or Write)

Table 694. Details of the iDRAC.RemoteHost.SMTPPort attribute

|                         |                                                  |
|-------------------------|--------------------------------------------------|
| <b>Description</b>      | Specifies the destination port for email alerts. |
| <b>Legal Values</b>     | Integral values: 1–65535                         |
| <b>Default Value</b>    | 25                                               |
| <b>Write Privilege</b>  | Configure iDRAC                                  |
| <b>License Required</b> | iDRAC Express                                    |
| <b>Dependency</b>       | None                                             |

## iDRAC.RemoteHosts.SMTPServerIPAddress (Read or Write)

Table 695. Details of the iDRAC.RemoteHosts.SMTPServerIPAddress attribute

|                         |                                                                            |
|-------------------------|----------------------------------------------------------------------------|
| <b>Description</b>      | IPv4 or IPv6 address of the network SMTP server.                           |
| <b>Legal Values</b>     | String representing a valid SMTP server IPv4, or IPv6 address, or DNS name |
| <b>Default Value</b>    | 0 . 0 . 0 . 0                                                              |
| <b>Write Privilege</b>  | Configure iDRAC                                                            |
| <b>License Required</b> | iDRAC Express or iDRAC Enterprise                                          |
| <b>Dependency</b>       | None                                                                       |

## iDRAC.RFS

To configure Remote file share access to iDRAC, use the object in this group.

 **NOTE:** To perform the complete workflow for RFS and set attributes, see [remoteimage](#) section.

## iDRAC.RFS.IgnoreCertWarning (Read Only)

Table 696. Details of the iDRAC.RFS.IgnoreCertWarning attribute

|                         |                                                                                       |
|-------------------------|---------------------------------------------------------------------------------------|
| <b>Description</b>      | Ignore certificate warning message.                                                   |
| <b>Legal Values</b>     | <ul style="list-style-type: none"><li>· 0 — Ignore</li><li>· 1 — Show error</li></ul> |
| <b>Default Value</b>    | 1 — Show error                                                                        |
| <b>Write Privilege</b>  | Not Applicable                                                                        |
| <b>License Required</b> | iDRAC Express or iDRAC Enterprise                                                     |
| <b>Dependency</b>       | None                                                                                  |

## iDRAC.RFS.MediaAttachState (Read Only)

Table 697. Details of the iDRAC.RFS.MediaAttachState attribute

|                         |                                                                                       |
|-------------------------|---------------------------------------------------------------------------------------|
| <b>Description</b>      | RFS Media attach state.                                                               |
| <b>Legal Values</b>     | <ul style="list-style-type: none"><li>· 0 — Attached</li><li>· 1 — Detached</li></ul> |
| <b>Default Value</b>    | 1 — Detached                                                                          |
| <b>Write Privilege</b>  | Not Applicable                                                                        |
| <b>License Required</b> | iDRAC Express or iDRAC Enterprise                                                     |
| <b>Dependency</b>       | None                                                                                  |

## iDRAC.RSM

The objects in this group manage the Rack Style Management (RSM) settings.

## iDRAC.RSM.RSMCapability (Read Only)

Table 698. Details of the iDRAC.RSM.RSMCapability attribute

|                         |                                                                                      |
|-------------------------|--------------------------------------------------------------------------------------|
| <b>Description</b>      | Specifies the status of RSM capability.                                              |
| <b>Legal Values</b>     | <ul style="list-style-type: none"><li>· 0 — Disabled</li><li>· 1 — Enabled</li></ul> |
| <b>Default Value</b>    | 0 — Disabled                                                                         |
| <b>License Required</b> | iDRAC Express or iDRAC Enterprise                                                    |
| <b>Dependency</b>       | None                                                                                 |

## iDRAC.RSM.RSMSetting (Read Only)

Table 699. Details of the iDRAC.RSM.RSMSetting attribute

|                         |                                                                                                                   |
|-------------------------|-------------------------------------------------------------------------------------------------------------------|
| <b>Description</b>      | Specifies the status of RSM setting.                                                                              |
| <b>Legal Values</b>     | <ul style="list-style-type: none"><li>· 0 — None</li><li>· 1 — Monitor</li><li>· 2 — Manage and Monitor</li></ul> |
| <b>Default Value</b>    | 2 — Manage and Monitor                                                                                            |
| <b>License Required</b> | iDRAC Express or iDRAC Enterprise                                                                                 |
| <b>Dependency</b>       | None                                                                                                              |

## iDRAC.Security

Use the objects in this group to configure SSL certificate signing request settings.

For the country code, see [http://www.iso.org/iso/home/standards/country\\_codes.htm](http://www.iso.org/iso/home/standards/country_codes.htm).

## iDRAC.Security.CsrCommonName (Read or Write)

Table 700. Details of iDRAC.Security.CsrCommonName attribute

|                         |                                                                                    |
|-------------------------|------------------------------------------------------------------------------------|
| <b>Description</b>      | Specifies the CSR Common Name (CN) that must be an IP as given in the certificate. |
| <b>Legal Values</b>     | String of up to 254 ASCII characters                                               |
| <b>Default Value</b>    | Not Applicable                                                                     |
| <b>Write Privilege</b>  | Configure iDRAC                                                                    |
| <b>License Required</b> | iDRAC Express or iDRAC Enterprise                                                  |
| <b>Dependency</b>       | None                                                                               |

## iDRAC.Security.CsrCountryCode (Read or Write)

Table 701. Details of iDRAC.Security.CsrCountryCode

|                         |                                                      |
|-------------------------|------------------------------------------------------|
| <b>Description</b>      | Specifies the CSR Country Code (CC).                 |
| <b>Legal Values</b>     | String of a 2 Alphabet Country Code. For example: US |
| <b>Default Value</b>    | Not Applicable                                       |
| <b>Write Privilege</b>  | Configure iDRAC                                      |
| <b>License Required</b> | iDRAC Express or iDRAC Enterprise                    |
| <b>Dependency</b>       | None                                                 |

## iDRAC.Security.CsrEmailAddr (Read or Write)

Table 702. Details of iDRAC.Security.CsrEmailAddr

|                         |                                                           |
|-------------------------|-----------------------------------------------------------|
| <b>Description</b>      | Specifies the CSR email address.                          |
| <b>Legal Values</b>     | Valid email address string of up to 254 ASCII characters. |
| <b>Default Value</b>    | Not Applicable                                            |
| <b>Write Privilege</b>  | Configure iDRAC                                           |
| <b>License Required</b> | iDRAC Express or iDRAC Enterprise                         |
| <b>Dependency</b>       | None                                                      |

## iDRAC.Security.CsrKeySize (Read or Write)

Table 703. Details of iDRAC.Security.CsrKeySize

|                      |                                                                       |
|----------------------|-----------------------------------------------------------------------|
| <b>Description</b>   | Specifies the SSL asymmetric key size for the CSRs.                   |
| <b>Legal Values</b>  | <ul style="list-style-type: none"><li>· 1024</li><li>· 2048</li></ul> |
| <b>Default Value</b> | 2048                                                                  |

|                         |                                   |
|-------------------------|-----------------------------------|
| <b>Write Privilege</b>  | Configure iDRAC                   |
| <b>License Required</b> | iDRAC Express or iDRAC Enterprise |
| <b>Dependency</b>       | None                              |

## iDRAC.Security.CsrLocalityName (Read or Write)

**Table 704. Details of iDRAC.Security.CsrLocalityName**

|                         |                                      |
|-------------------------|--------------------------------------|
| <b>Description</b>      | Specifies the CSR Locality (L).      |
| <b>Legal Values</b>     | String of up to 254 ASCII characters |
| <b>Default Value</b>    | Not Applicable                       |
| <b>Write Privilege</b>  | Configure iDRAC                      |
| <b>License Required</b> | iDRAC Express or iDRAC Enterprise    |
| <b>Dependency</b>       | None                                 |

## iDRAC.Security.CsrOrganizationName (Read or Write)

**Table 705. Details of iDRAC.Security.CsrOrganizationName**

|                         |                                          |
|-------------------------|------------------------------------------|
| <b>Description</b>      | Specifies the CSR Organization Name (O). |
| <b>Legal Values</b>     | String of up to 254 ASCII characters     |
| <b>Default Value</b>    | Not Applicable                           |
| <b>Write Privilege</b>  | Configure iDRAC                          |
| <b>License Required</b> | iDRAC Express or iDRAC Enterprise        |
| <b>Dependency</b>       | None                                     |

## iDRAC.Security.CsrOrganizationUnit (Read or Write)

**Table 706. Details of iDRAC.Security.CsrOrganizationUnit**

|                         |                                           |
|-------------------------|-------------------------------------------|
| <b>Description</b>      | Specifies the CSR Organization Unit (OU). |
| <b>Legal Values</b>     | String of up to 254 ASCII characters      |
| <b>Default Value</b>    | Not Applicable                            |
| <b>Write Privilege</b>  | Configure iDRAC                           |
| <b>License Required</b> | iDRAC Express or iDRAC Enterprise         |
| <b>Dependency</b>       | None                                      |

## iDRAC.Security.CsrStateName (Read or Write)

Table 707. Details of iDRAC.Security.CsrStateName

|                         |                                      |
|-------------------------|--------------------------------------|
| <b>Description</b>      | Specifies the CSR State Name (S).    |
| <b>Legal Values</b>     | String of up to 254 ASCII characters |
| <b>Default Value</b>    | Not Applicable                       |
| <b>Write Privilege</b>  | Configure iDRAC                      |
| <b>License Required</b> | iDRAC Express or iDRAC Enterprise    |
| <b>Dependency</b>       | None                                 |

## iDRAC.Security.CsrSubjectAltName (Read or Write)

Table 708. Details of iDRAC.Security.CsrSubjectAltName

|                         |                                             |
|-------------------------|---------------------------------------------|
| <b>Description</b>      | Specifies the CSR Subject Alternative Name. |
| <b>Legal Values</b>     | String of up to 1024 ASCII characters       |
| <b>Default Value</b>    | None                                        |
| <b>Write Privilege</b>  | Configure iDRAC                             |
| <b>License Required</b> | iDRAC Express or iDRAC Enterprise           |
| <b>Dependency</b>       | None                                        |

## iDRAC.Security.FIPSMODE (Read or Write)

Table 709. Details of iDRAC.Security.FIPSMODE

|                         |                                                                                                                 |
|-------------------------|-----------------------------------------------------------------------------------------------------------------|
| <b>Description</b>      | Enables or disables the FIPS mode compliance. Enabling FIPS mode resets iDRAC configuration to factory defaults |
| <b>Legal Values</b>     | <ul style="list-style-type: none"><li>· 1 - Enabled</li><li>· 0 - Disabled</li></ul>                            |
| <b>Default Value</b>    | 0 - Disabled                                                                                                    |
| <b>Write Privilege</b>  | Configure iDRAC                                                                                                 |
| <b>License Required</b> | iDRAC Express or iDRAC Enterprise                                                                               |
| <b>Dependency</b>       | None                                                                                                            |

**NOTE:** Setting FIPSMODE to 0 - Disabled, will not have any effect.

**NOTE:** To disable FIPSMODE, reset the iDRAC to factory default setting (racadm racresetcfg).

**NOTE:** If FIPS is enabled, you cannot perform any actions associated with the vFlash SD card, such as configuring the vFlash SD card, exporting or backing up server profile to the vFlash, or importing server profile using vFlash.

## iDRAC.SEKM

The objects in this group help to enable, disable, or request the key for the devices.

## iDRAC.SEKM.IPAddressInCertificate (Read or Write)

|                         |                                                                                      |
|-------------------------|--------------------------------------------------------------------------------------|
| <b>Description</b>      | Indicates if use of iDRAC IP address in SEKM SSL Certificate is enabled or disabled. |
| <b>Legal Values</b>     | <ul style="list-style-type: none"><li>• 0-Disabled</li><li>• 1-Enabled</li></ul>     |
| <b>Default Value</b>    | <ul style="list-style-type: none"><li>• 0</li></ul>                                  |
| <b>Write Privilege</b>  | Configure iDRAC                                                                      |
| <b>License Required</b> | SEKM                                                                                 |
| <b>Dependency</b>       | None                                                                                 |

## iDRAC.SEKM.KeyAlgorithm (Read or Write)

|                         |                                                                                                              |
|-------------------------|--------------------------------------------------------------------------------------------------------------|
| <b>Description</b>      | Indicates the key algorithm to be used by iDRAC when requesting the Key Management Server to generate a key. |
| <b>Legal Values</b>     | <ul style="list-style-type: none"><li>• 1-AES-256</li></ul>                                                  |
| <b>Default Value</b>    | <ul style="list-style-type: none"><li>• 1</li></ul>                                                          |
| <b>Write Privilege</b>  | Configure iDRAC                                                                                              |
| <b>License Required</b> | SEKM                                                                                                         |
| <b>Dependency</b>       | None                                                                                                         |

## iDRAC.SEKMCert

The objects in this group help to generate SEKM SSL Certificate.

**i** **NOTE:** If you have a signed SSL SEKM cert that is already uploaded, and if you change iDRAC SEKM cert attributes, you have to:

- **Regenerate CSR**
- **Get it signed on the key management server**
- **Reupload to iDRAC**

## iDRAC.SEKMCert.CommonName (Read or Write)

|                         |                                                                                                                                                 |
|-------------------------|-------------------------------------------------------------------------------------------------------------------------------------------------|
| <b>Description</b>      | Specifies the SEKM CSR Common Name (CN) - must be a UserId as given in the certificate if Key Management Server is setup to use CN for user id. |
| <b>Legal Values</b>     | None                                                                                                                                            |
| <b>Default Value</b>    | None                                                                                                                                            |
| <b>Write Privilege</b>  | Configure iDRAC                                                                                                                                 |
| <b>License Required</b> | SEKM                                                                                                                                            |
| <b>Dependency</b>       | None                                                                                                                                            |

## iDRAC.SEKMCert.CountryCode (Read or Write)

|                      |                                                      |
|----------------------|------------------------------------------------------|
| <b>Description</b>   | Specifies the SEKM CSR Country Code (CC).            |
| <b>Legal Values</b>  | None                                                 |
| <b>Default Value</b> | <ul style="list-style-type: none"><li>• US</li></ul> |



|                         |                 |
|-------------------------|-----------------|
| <b>Write Privilege</b>  | Configure iDRAC |
| <b>License Required</b> | SEKM            |
| <b>Dependency</b>       | None            |

## iDRAC.SEKMCert.SEKMCertificateStatus (Read Only)

|                         |                                                                                                                                             |
|-------------------------|---------------------------------------------------------------------------------------------------------------------------------------------|
| <b>Description</b>      | Specifies the SEKM CSR Certificate Status.                                                                                                  |
| <b>Legal Values</b>     | <ul style="list-style-type: none"> <li>· 0-NOT_PENDING</li> <li>· 1-REQUEST_IN_PROGRESS</li> <li>· 2-PENDING</li> <li>· 3-FAILED</li> </ul> |
| <b>Default Value</b>    | <ul style="list-style-type: none"> <li>· 0</li> </ul>                                                                                       |
| <b>Write Privilege</b>  | Configure iDRAC                                                                                                                             |
| <b>License Required</b> | SEKM                                                                                                                                        |
| <b>Dependency</b>       | None                                                                                                                                        |

## iDRAC.SEKMCert.EmailAddress (Read or Write)

|                         |                                       |
|-------------------------|---------------------------------------|
| <b>Description</b>      | Specifies the SEKM CSR Email Address. |
| <b>Legal Values</b>     | None                                  |
| <b>Default Value</b>    | None                                  |
| <b>Write Privilege</b>  | Configure iDRAC                       |
| <b>License Required</b> | SEKM                                  |
| <b>Dependency</b>       | None                                  |

## iDRAC.SEKMCert.LocalityName (Read or Write)

|                         |                                           |
|-------------------------|-------------------------------------------|
| <b>Description</b>      | Specifies the SEKM CSR Locality Name (L). |
| <b>Legal Values</b>     | None                                      |
| <b>Default Value</b>    | None                                      |
| <b>Write Privilege</b>  | Configure iDRAC                           |
| <b>License Required</b> | SEKM                                      |
| <b>Dependency</b>       | None                                      |

## iDRAC.SEKMCert.OrganizationName (Read or Write)

|                         |                                               |
|-------------------------|-----------------------------------------------|
| <b>Description</b>      | Specifies the SEKM CSR Organization Name (O). |
| <b>Legal Values</b>     | None                                          |
| <b>Default Value</b>    | None                                          |
| <b>Write Privilege</b>  | Configure iDRAC                               |
| <b>License Required</b> | SEKM                                          |
| <b>Dependency</b>       | None                                          |

## iDRAC.SEKMCert.OrganizationUnit (Read or Write)

|                         |                                                                                                                                                       |
|-------------------------|-------------------------------------------------------------------------------------------------------------------------------------------------------|
| <b>Description</b>      | Specifies the SEKM CSR Organization Unit (OU) - must be a UserId as given in the certificate if Key Management Server is setup to use OU for user id. |
| <b>Legal Values</b>     | None                                                                                                                                                  |
| <b>Default Value</b>    | None                                                                                                                                                  |
| <b>Write Privilege</b>  | Configure iDRAC                                                                                                                                       |
| <b>License Required</b> | SEKM                                                                                                                                                  |
| <b>Dependency</b>       | None                                                                                                                                                  |

## iDRAC.SEKMCert.StateName (Read or Write)

|                         |                                        |
|-------------------------|----------------------------------------|
| <b>Description</b>      | Specifies the SEKM CSR State Name (S). |
| <b>Legal Values</b>     | None                                   |
| <b>Default Value</b>    | None                                   |
| <b>Write Privilege</b>  | Configure iDRAC                        |
| <b>License Required</b> | SEKM                                   |
| <b>Dependency</b>       | None                                   |

## iDRAC.SEKMCert.SubjectAltName (Read or Write)

|                         |                                                |
|-------------------------|------------------------------------------------|
| <b>Description</b>      | Specifies the SEKM CSR Subject Alternate Name. |
| <b>Legal Values</b>     | None                                           |
| <b>Default Value</b>    | None                                           |
| <b>Write Privilege</b>  | Configure iDRAC                                |
| <b>License Required</b> | SEKM                                           |
| <b>Dependency</b>       | None                                           |

## iDRAC.SEKMCert.UserId (Read or Write)

|                         |                                                                                                                                                                                                          |
|-------------------------|----------------------------------------------------------------------------------------------------------------------------------------------------------------------------------------------------------|
| <b>Description</b>      | Specifies the SEKM CSR UserId. This is the user name that represents iDRAC on the Key Management Server. Specify this if the user name in client certificate is set to UID on the Key Management Server. |
| <b>Legal Values</b>     | None                                                                                                                                                                                                     |
| <b>Default Value</b>    | None                                                                                                                                                                                                     |
| <b>Write Privilege</b>  | Configure iDRAC                                                                                                                                                                                          |
| <b>License Required</b> | SEKM                                                                                                                                                                                                     |
| <b>Dependency</b>       | None                                                                                                                                                                                                     |

## iDRAC.Serial

The objects in this group provide configuration parameters for the serial interface of iDRAC.

 **NOTE: This is supported only for rack and tower systems.**

## iDRAC.Serial.BaudRate (Read or Write)

Table 710. Details of iDRAC.Serial.BaudRate

|                         |                                                                                                         |
|-------------------------|---------------------------------------------------------------------------------------------------------|
| <b>Description</b>      | Sets the Baud rate on the iDRAC serial port.                                                            |
| <b>Legal Values</b>     | <ul style="list-style-type: none"><li>· 9600</li><li>· 19200</li><li>· 57600</li><li>· 115200</li></ul> |
| <b>Default Value</b>    | 115200                                                                                                  |
| <b>Write Privilege</b>  | Configure iDRAC                                                                                         |
| <b>License Required</b> | iDRAC Express or iDRAC Enterprise                                                                       |
| <b>Dependency</b>       | None                                                                                                    |

## iDRAC.Serial.Command (Read or Write)

Table 711. Details of iDRAC.Serial.Command

|                         |                                                                                                     |
|-------------------------|-----------------------------------------------------------------------------------------------------|
| <b>Description</b>      | Specifies a serial command that is executed after the user logs in to the serial console interface. |
| <b>Legal Values</b>     | String of up to 128 ASCII characters                                                                |
| <b>Default Value</b>    | Not Applicable                                                                                      |
| <b>Write Privilege</b>  | Configure iDRAC                                                                                     |
| <b>License Required</b> | iDRAC Express or iDRAC Enterprise                                                                   |
| <b>Dependency</b>       | None                                                                                                |

## iDRAC.Serial.Enable (Read or Write)

Table 712. Details of iDRAC.Serial.Enable

|                         |                                                                                      |
|-------------------------|--------------------------------------------------------------------------------------|
| <b>Description</b>      | Enables or disables the iDRAC serial console interface.                              |
| <b>Legal Values</b>     | <ul style="list-style-type: none"><li>· 0 — Disabled</li><li>· 1 — Enabled</li></ul> |
| <b>Default Value</b>    | 0 — Disabled                                                                         |
| <b>Write Privilege</b>  | Configure iDRAC                                                                      |
| <b>License Required</b> | iDRAC Express or iDRAC Enterprise                                                    |
| <b>Dependency</b>       | None                                                                                 |

## iDRAC.Serial.HistorySize (Read or Write)

Table 713. Details of iDRAC.Serial.HistorySize

|                    |                                                          |
|--------------------|----------------------------------------------------------|
| <b>Description</b> | Specifies the maximum size of the serial history buffer. |
|--------------------|----------------------------------------------------------|

|                         |                                   |
|-------------------------|-----------------------------------|
| <b>Legal Values</b>     | Integral values from 0 to 8192.   |
| <b>Default Value</b>    | 8192                              |
| <b>Write Privilege</b>  | Configure iDRAC                   |
| <b>License Required</b> | iDRAC Express or iDRAC Enterprise |
| <b>Dependency</b>       | None                              |

## iDRAC.Serial.IdleTimeout (Read or Write)

**Table 714. Details of iDRAC.Serial.IdleTimeout**

|                         |                                                                                                         |
|-------------------------|---------------------------------------------------------------------------------------------------------|
| <b>Description</b>      | The maximum number of seconds to wait before an idle serial console session is disconnected.            |
| <b>Legal Values</b>     | <ul style="list-style-type: none"> <li>· 0 — No timeout</li> <li>· Integral values: 60–10800</li> </ul> |
| <b>Default Value</b>    | 300                                                                                                     |
| <b>Write Privilege</b>  | Configure iDRAC                                                                                         |
| <b>License Required</b> | iDRAC Express or iDRAC Enterprise                                                                       |
| <b>Dependency</b>       | None                                                                                                    |

## iDRAC.Serial.NoAuth (Read or Write)

**Table 715. Details of iDRAC.Serial.NoAuth**

|                         |                                                                                         |
|-------------------------|-----------------------------------------------------------------------------------------|
| <b>Description</b>      | Enables or disables iDRAC serial console login authentication.                          |
| <b>Legal Values</b>     | <ul style="list-style-type: none"> <li>· 0 — Disabled</li> <li>· 1 — Enabled</li> </ul> |
| <b>Default Value</b>    | Disabled                                                                                |
| <b>Write Privilege</b>  | Configure iDRAC                                                                         |
| <b>License Required</b> | iDRAC Express or iDRAC Enterprise                                                       |
| <b>Dependency</b>       | None                                                                                    |

## iDRAC.SerialRedirection

The objects in this group manage Serial Redirection properties of iDRAC.

 **NOTE: It supports only rack and tower systems.**

## iDRAC.SerialRedirection.Enable (Read or Write)


**Table 716. Details of iDRAC.SerialRedirection.Enable**

|                    |                                                            |
|--------------------|------------------------------------------------------------|
| <b>Description</b> | Enables or disables the console for COM2 port redirection. |
|--------------------|------------------------------------------------------------|

|                         |                                                                                         |
|-------------------------|-----------------------------------------------------------------------------------------|
| <b>Legal Values</b>     | <ul style="list-style-type: none"> <li>· 0 — Disabled</li> <li>· 1 — Enabled</li> </ul> |
| <b>Default Value</b>    | 1 — Enabled                                                                             |
| <b>Write Privilege</b>  | Configure iDRAC                                                                         |
| <b>License Required</b> | iDRAC Express or iDRAC Enterprise                                                       |
| <b>Dependency</b>       | None                                                                                    |

## iDRAC.SerialRedirection.QuitKey (Read or Write)

Table 717. Details of iDRAC.SerialRedirection.QuitKey

|                         |                                                                                                                                                                    |
|-------------------------|--------------------------------------------------------------------------------------------------------------------------------------------------------------------|
| <b>Description</b>      | This key or key combination terminates the Virtual Console when using the console COM2 command.                                                                    |
| <b>Legal Values</b>     | The value must start with the ^ character, and must follow one of the characters a-z, A-Z, [, ], \, ^, _ enclosed with single or double quotes. Eg: '^\' or '^\'\' |
|                         |  <b>NOTE: For local or remote RACADM, use '^\'\'\'\''</b>                         |
| <b>Default Value</b>    | ^\<br>^_                                                                                                                                                           |
| <b>Write Privilege</b>  | Configure iDRAC                                                                                                                                                    |
| <b>License Required</b> | iDRAC Express or iDRAC Enterprise                                                                                                                                  |
| <b>Dependency</b>       | None                                                                                                                                                               |

## iDRAC.serverboot

The objects in this group manages the server boot options.

## iDRAC.serverboot.BootOnce (Read or Write)

Table 718. Details of iDRAC.serverboot.BootOnce

|                         |                                                                                                                                                  |
|-------------------------|--------------------------------------------------------------------------------------------------------------------------------------------------|
| <b>Description</b>      | Enables or disables <code>BootOnce</code> option for the configured device.                                                                      |
| <b>Legal Values</b>     | <ul style="list-style-type: none"> <li>· 0 — Disabled</li> <li>· 1 — Enabled</li> </ul>                                                          |
| <b>Default values</b>   | 1 — Enabled                                                                                                                                      |
| <b>Write Privilege</b>  | Login and configure iDRAC                                                                                                                        |
| <b>License Required</b> | iDRAC Express or iDRAC Enterprise                                                                                                                |
| <b>Dependency</b>       | Read only if <b>iDRAC.ServerBoot.FirstBootDevice</b> is set to either BIOS (BIOS Setup), F10 (Lifecycle Controller), or F11 (BIOS Boot Manager). |

## iDRAC.serverboot.FirstBootDevice (Read or Write)

Table 719. Details of iDRAC.serverboot.FirstBootDevice

|                     |                                                            |
|---------------------|------------------------------------------------------------|
| <b>Description</b>  | Configures the first boot device.                          |
| <b>Legal Values</b> | <ul style="list-style-type: none"> <li>· Normal</li> </ul> |

- PXE
- HDD (Hard Disk Drive)
- CD-DVD (Local CD/DVD)
- BIOS (BIOS Setup)
- vFDD (Virtual Floppy)
- VCD-DVD (Virtual CD/DVD/ISO)
- FDD (Local Floppy/Primary Removable Media)
- SD (Local SD Card)
- F10 (Lifecycle Controller)
- F11 (BIOS Boot Manager)
- UEFIDevicepath
- UEFIHttp
- Attached vFlash Partition Label

|                         |                                   |
|-------------------------|-----------------------------------|
| <b>Default value</b>    | Normal                            |
| <b>Write Privilege</b>  | Login and configure iDRAC         |
| <b>License Required</b> | iDRAC Express or iDRAC Enterprise |
| <b>Dependency</b>       | None                              |

## iDRAC.ServiceModule

The objects in this group manages the properties of the ISM modules.

### iDRAC.ServiceModule.iDRACHardReset (Read or Write)

**Table 720. Details of iDRAC.ServiceModule.iDRACHardReset (Read or Write)**

|                         |                                                                                         |
|-------------------------|-----------------------------------------------------------------------------------------|
| <b>Description</b>      | Resets iDRAC when it is unresponsive.                                                   |
| <b>Legal Values</b>     | <ul style="list-style-type: none"> <li>· 0 — Disabled</li> <li>· 1 — Enabled</li> </ul> |
| <b>Default Value</b>    | 1 — Enabled                                                                             |
| <b>Write Privilege</b>  | Login, configure, and server control                                                    |
| <b>License Required</b> | RACADM                                                                                  |
| <b>Dependency</b>       | iDRAC.ServiceModule.ServiceModuleEnable attribute must be enabled.                      |

### iDRAC.ServiceModule. HostSNMPAlert (Read or Write)

**Table 721. Details of iDRAC.ServiceModule. HostSNMPAlert**

|                         |                                                                                     |
|-------------------------|-------------------------------------------------------------------------------------|
| <b>Description</b>      | Indicates the configure capability for SNMP Trap via Host OS                        |
| <b>Legal Values</b>     | <ul style="list-style-type: none"> <li>· 0—Disabled</li> <li>· 1—Enabled</li> </ul> |
| <b>Default value</b>    | 0—Disabled                                                                          |
| <b>Write Privilege</b>  | Login and configure                                                                 |
| <b>License Required</b> | iDRAC Express or iDRAC Enterprise                                                   |
| <b>Dependency</b>       | The DRAC.ServiceModule.ServiceModuleEnable command should be enabled.               |

## iDRAC.ServiceModule.LCLReplication (Read or Write)

Table 722. Details of iDRAC.ServiceModule.LCLReplication

|                         |                                                                                                         |
|-------------------------|---------------------------------------------------------------------------------------------------------|
| <b>Description</b>      | Enables Lifecycle log in operating system log Baud rate on the iDRAC serial port.                       |
| <b>Legal Values</b>     | <ul style="list-style-type: none"><li>· 0 — Disabled</li><li>· 1 — Enabled</li></ul>                    |
| <b>Default Value</b>    | 0 — Disabled                                                                                            |
| <b>Write Privilege</b>  | Login, configure, and server control                                                                    |
| <b>License Required</b> | iDRAC Express or iDRAC Enterprise                                                                       |
| <b>Dependency</b>       | If OpenManage Server Administrator is available, then the attribute is automatically set to 'Disabled'. |

## iDRAC.ServiceModule.OMSAPresence (Read Only)

Table 723. The details of iDRAC.ServiceModule.OMSAPresence

|                         |                                                                                                          |
|-------------------------|----------------------------------------------------------------------------------------------------------|
| <b>Description</b>      | Verifies if OMSA is present.                                                                             |
| <b>Legal Values</b>     | <ul style="list-style-type: none"><li>· 0 — Not Present</li><li>· 1 — Present</li><li>· 2 — NA</li></ul> |
| <b>Default Value</b>    | 2 — NA                                                                                                   |
| <b>Write Privilege</b>  | Not Applicable                                                                                           |
| <b>License Required</b> | iDRAC Express or iDRAC Enterprise                                                                        |
| <b>Dependency</b>       | None                                                                                                     |

## iDRAC.ServiceModule.OSInfo (Read or Write)

Table 724. The details of iDRAC.ServiceModule.OSInfo

|                         |                                                                                      |
|-------------------------|--------------------------------------------------------------------------------------|
| <b>Description</b>      | Provides information about operating system through iDRAC Service Module.            |
| <b>Legal Values</b>     | <ul style="list-style-type: none"><li>· 0 — Disabled</li><li>· 1 — Enabled</li></ul> |
| <b>Default Value</b>    | 1 — Enabled                                                                          |
| <b>Write Privilege</b>  | Login, configure, and server control                                                 |
| <b>License Required</b> | iDRAC Express or iDRAC Enterprise                                                    |
| <b>Dependency</b>       | None                                                                                 |

## iDRAC.ServiceModule.ServiceModuleEnable (Read or Write)

Table 725. The details of iDRAC.ServiceModule.ServiceModuleEnable

|                     |                                                                                      |
|---------------------|--------------------------------------------------------------------------------------|
| <b>Description</b>  | Disables the Service Module process on host operating system.                        |
| <b>Legal Values</b> | <ul style="list-style-type: none"><li>· 0 — Disabled</li><li>· 1 — Enabled</li></ul> |

|                         |                                      |
|-------------------------|--------------------------------------|
| <b>Default Value</b>    | 1 — Enabled                          |
| <b>Write Privilege</b>  | Login, configure, and server control |
| <b>License Required</b> | iDRAC Express or iDRAC Enterprise    |
| <b>Dependency</b>       | None                                 |

## iDRAC.ServiceModule.ServiceModuleState (Read or Write)

**Table 726. The details of iDRAC.ServiceModule.ServiceModuleState**

|                         |                                                                                         |
|-------------------------|-----------------------------------------------------------------------------------------|
| <b>Description</b>      | Indicates the status of Service Module process on the host operating system.            |
| <b>Legal Values</b>     | <ul style="list-style-type: none"> <li>· 0 — Disabled</li> <li>· 1 — Enabled</li> </ul> |
| <b>Default Value</b>    | 1 — Enabled                                                                             |
| <b>Write Privilege</b>  | Login, configure, and server control                                                    |
| <b>License Required</b> | iDRAC Express or iDRAC Enterprise                                                       |
| <b>Dependency</b>       | None                                                                                    |

## iDRAC.ServiceModule.ServiceModuleVersion (Read)

**Table 727. The details of iDRAC.ServiceModule.ServiceModuleVersion**

|                         |                                                         |
|-------------------------|---------------------------------------------------------|
| <b>Description</b>      | Displays the installed version of iDRAC Service Module. |
| <b>Legal Values</b>     | None                                                    |
| <b>Default Value</b>    | None                                                    |
| <b>Write Privilege</b>  | Login, configure, and server control                    |
| <b>License Required</b> | iDRAC Express or iDRAC Enterprise                       |
| <b>Dependency</b>       | None                                                    |

## iDRAC.ServiceModule.WatchdogRecoveryAction (Read and Write)

**Table 728. The details of iDRAC.ServiceModule.WatchdogRecoveryAction**

|                         |                                                                                                                                      |
|-------------------------|--------------------------------------------------------------------------------------------------------------------------------------|
| <b>Description</b>      | Configures recovery action on watchdog alert.                                                                                        |
| <b>Legal Values</b>     | <ul style="list-style-type: none"> <li>· 0 — None</li> <li>· 1 — Reboot</li> <li>· 2 — Poweroff</li> <li>· 3 — Powercycle</li> </ul> |
| <b>Default Value</b>    | 0 — None                                                                                                                             |
| <b>Write Privilege</b>  | Login, configure, and server control                                                                                                 |
| <b>License Required</b> | iDRAC Express or iDRAC Enterprise                                                                                                    |
| <b>Dependency</b>       | If the iDRAC.ServiceModule.WatchdogState object is 'Disabled', then the value cannot be set.                                         |



# iDRAC.ServiceModule.WatchdogResetTime (Read and Write)

Table 729. The details of iDRAC.ServiceModule.WatchdogResetTime

|                         |                                                                                              |
|-------------------------|----------------------------------------------------------------------------------------------|
| <b>Description</b>      | Configures the system reset time (unit in seconds) on watchdog alert.                        |
| <b>Legal Values</b>     | Values in range 60–720                                                                       |
| <b>Default Value</b>    | 480                                                                                          |
| <b>Write Privilege</b>  | Login, configure, and server control                                                         |
| <b>License Required</b> | iDRAC Express or iDRAC Enterprise                                                            |
| <b>Dependency</b>       | If the iDRAC.ServiceModule.WatchdogState object is 'Disabled', then the value cannot be set. |

# iDRAC.ServiceModule.WatchdogState (Read and Write)

Table 730. The details of iDRAC.ServiceModule.WatchdogState

|                         |                                                                                                               |
|-------------------------|---------------------------------------------------------------------------------------------------------------|
| <b>Description</b>      | Enables or disables the watchdog timer through iDRAC Service Module.                                          |
| <b>Legal Values</b>     | <ul style="list-style-type: none"><li>· 0 — Disabled</li><li>· 1 — Enabled</li></ul>                          |
| <b>Default Value</b>    | 0 — Disabled                                                                                                  |
| <b>Write Privilege</b>  | Login, configure, and server control                                                                          |
| <b>License Required</b> | iDRAC Express or iDRAC Enterprise                                                                             |
| <b>Dependency</b>       | The value is disabled if OpenManage Server Administrator is detected or operating system Watchdog is enabled. |

# iDRAC.SmartCard

The objects in this group enable you to access iDRAC using a smart card.

# iDRAC.SmartCard.SmartCardCRLEnable (Read or Write)

Table 731. Details of iDRAC.SmartCard.SmartCardCRLEnable

|                         |                                                                                      |
|-------------------------|--------------------------------------------------------------------------------------|
| <b>Description</b>      | Enables or disables the Certificate Revocation List (CRL).                           |
| <b>Legal Values</b>     | <ul style="list-style-type: none"><li>· 0 — Disabled</li><li>· 1 — Enabled</li></ul> |
| <b>Default Value</b>    | Not Applicable                                                                       |
| <b>Write Privilege</b>  | Configure iDRAC                                                                      |
| <b>License Required</b> | iDRAC Enterprise                                                                     |
| <b>Dependency</b>       | To log on, enable Smart Card.                                                        |

# iDRAC.SmartCard.SmartCardLogonEnable (Read or Write)

Table 732. Details of iDRAC.SmartCard.SmartCardLogonEnable

|                    |                                               |
|--------------------|-----------------------------------------------|
| <b>Description</b> | Enables or disables Smart card login support. |
|--------------------|-----------------------------------------------|

|                         |                                                                                                                                   |
|-------------------------|-----------------------------------------------------------------------------------------------------------------------------------|
| <b>Legal Values</b>     | <ul style="list-style-type: none"> <li>· 0 — Disabled</li> <li>· 1 — Enabled</li> <li>· 2 — Enabled with Remote RACADM</li> </ul> |
| <b>Default Value</b>    | Not Applicable                                                                                                                    |
| <b>Write Privilege</b>  | Configure iDRAC and Configure User                                                                                                |
| <b>License Required</b> | iDRAC Enterprise                                                                                                                  |
| <b>Dependency</b>       | Disable <code>ActiveDirectory.SSOEnable</code>                                                                                    |

## iDRAC.SNMP

The objects in this group enable you to configure the SNMP agent and trap capabilities.

### iDRAC.SNMP.AgentCommunity (Read or Write)

**Table 733. Details of iDRAC.SNMP.AgentCommunity**

|                         |                                                             |
|-------------------------|-------------------------------------------------------------|
| <b>Description</b>      | Specifies the SNMP community name to be used for SNMP Agent |
| <b>Legal Values</b>     | String of up to 31 ACSII characters                         |
| <b>Default value</b>    | Public                                                      |
| <b>Write Privilege</b>  | Configure iDRAC                                             |
| <b>License Required</b> | iDRAC Express or iDRAC Enterprise                           |
| <b>Dependency</b>       | None                                                        |

### iDRAC.SNMP.AgentEnable (Read or Write)

**Table 734. Details of iDRAC.SNMP.AgentEnable**

|                         |                                                                                         |
|-------------------------|-----------------------------------------------------------------------------------------|
| <b>Description</b>      | Enables or disables the SNMP Agent on the iDRAC.                                        |
| <b>Legal Values</b>     | <ul style="list-style-type: none"> <li>· 0 — Disabled</li> <li>· 1 — Enabled</li> </ul> |
| <b>Default Value</b>    | 1 — Enabled                                                                             |
| <b>Write Privilege</b>  | Configure iDRAC                                                                         |
| <b>License Required</b> | iDRAC Express or iDRAC Enterprise                                                       |
| <b>Dependency</b>       | None                                                                                    |

### iDRAC.SNMP.AlertPort (Read or Write)

**Table 735. Details of iDRAC.SNMP.AlertPort**

|                        |                                          |
|------------------------|------------------------------------------|
| <b>Description</b>     | Specifies the SNMP alert port for traps. |
| <b>Legal Values</b>    | Integral values: 1–65535                 |
| <b>Default Value</b>   | 162                                      |
| <b>Write Privilege</b> | Configure iDRAC                          |

**License Required** iDRAC Express

**Dependency** None

## iDRAC.SNMP.DiscoveryPort (Read or Write)

**Table 736. Details of iDRAC.SNMP.DiscoveryPort**

**Description** Specifies the SNMP agent port on iDRAC.

**Legal Values** Integral values: 1–65535

**Default Value** 161

**Write Privilege** Configure iDRAC

**License Required** iDRAC Express

**Dependency** None

## iDRAC.SNMP.SNMPProtocol (Read or Write)

**Table 737. Details of iDRAC.SNMP.SNMPProtocol**

**Description** Specifies the SNMP protocol.

**Legal Values**

- 0 — All
- 1 — SNMPv3

**Default Value** 0 — All

**Write Privilege** Configure iDRAC

**License Required** iDRAC Express or iDRAC Enterprise

**Dependency** None

## iDRAC.SNMP.TrapFormat (Read or Write)

**Table 738. Details of iDRAC.SNMP.TrapFormat**

**Description** Specifies the SNMP format.

**Legal Values**

- 0 — SNMPv1
- 1 — SNMPv2
- 2 — SNMPv3

**Default Value** 0 — SNMPv1

**Write Privilege** Configure iDRAC

**License Required** iDRAC Express or iDRAC Enterprise

**Dependency** None

## iDRAC.SupportAssist

The objects in this group enable you to configure the SupportAssist capabilities.

## iDRAC.SupportAssist.DefaultIPAddress

Table 739. Details of the iDRAC.SupportAssist.DefaultIPAddress attribute

|                         |                                                                               |
|-------------------------|-------------------------------------------------------------------------------|
| <b>Description</b>      | Default workgroup name for saving SupportAssist collections to network share. |
| <b>Legal Values</b>     | String of 0 to 64 characters length                                           |
| <b>Default Value</b>    | NA                                                                            |
| <b>License Required</b> | RACADM                                                                        |
| <b>Dependency</b>       | None                                                                          |

## iDRAC.SupportAssist.DefaultWorkgroupName

Table 740. Details of the iDRAC.SupportAssist.DefaultWorkgroupName attribute

|                         |                                                                               |
|-------------------------|-------------------------------------------------------------------------------|
| <b>Description</b>      | Default workgroup name for saving SupportAssist collections to network share. |
| <b>Legal Values</b>     | String of 0 to 64 characters length                                           |
| <b>Default Value</b>    | NA                                                                            |
| <b>License Required</b> | RACADM                                                                        |
| <b>Dependency</b>       | None                                                                          |

## iDRAC. SupportAssist.DefaultPassword

Table 741. Details of the iDRAC. SupportAssist.DefaultPassword attribute

|                         |                                                                         |
|-------------------------|-------------------------------------------------------------------------|
| <b>Description</b>      | Default password for saving SupportAssist collections to network share. |
| <b>Legal Values</b>     | String of 0 to 64 characters length                                     |
| <b>Default Value</b>    | NA                                                                      |
| <b>License Required</b> | RACADM                                                                  |
| <b>Dependency</b>       | None                                                                    |

## iDRAC. SupportAssist. DefaultProtocol

Table 742. Details of iDRAC. SupportAssist. DefaultProtocol attribute

|                         |                                                                   |
|-------------------------|-------------------------------------------------------------------|
| <b>Description</b>      | Default protocol (NFS/CIFS) for saving SupportAssist collections. |
| <b>Legal Values</b>     | 1-NFS, 2-CIFS                                                     |
| <b>Default Value</b>    | 2- CIFS                                                           |
| <b>License Required</b> | RACADM                                                            |
| <b>Dependency</b>       | None                                                              |

## iDRAC.SupportAssist.DefaultShareName

Table 743. Details of iDRAC.SupportAssist.DefaultShareName

|                         |                                                                         |
|-------------------------|-------------------------------------------------------------------------|
| <b>Description</b>      | Default password for saving SupportAssist collections to network share. |
| <b>Legal Values</b>     | String of 0 to 64 characters length                                     |
| <b>Default Value</b>    | NA                                                                      |
| <b>License Required</b> | RACADM                                                                  |
| <b>Dependency</b>       | None                                                                    |

## iDRAC.SupportAssist.DefaultUserName

Table 744. Details of iDRAC.SupportAssist.DefaultUserName

|                         |                                                                          |
|-------------------------|--------------------------------------------------------------------------|
| <b>Description</b>      | Default user name for saving SupportAssist collections to network share. |
| <b>Legal Values</b>     | String of 0 to 64 characters length                                      |
| <b>Default Value</b>    | NA                                                                       |
| <b>License Required</b> | RACADM                                                                   |
| <b>Dependency</b>       | None                                                                     |

## iDRAC.SupportAssist.EmailOptIn

Table 745. Details of iDRAC.SupportAssist.EmailOptIn

|                         |                                                                             |
|-------------------------|-----------------------------------------------------------------------------|
| <b>Description</b>      | Option to receive E-mails from Dell on case creation and collection upload. |
| <b>Legal Values</b>     | <ul style="list-style-type: none"><li>· 0 - No</li><li>· 1 - Yes</li></ul>  |
| <b>Default Value</b>    | 0 - No                                                                      |
| <b>License Required</b> | RACADM                                                                      |
| <b>Dependency</b>       | Registration ID needs to be obtained before Email option configuration      |

## iDRAC.SupportAssist.EventBasedAutoCollection

Table 746. Details of iDRAC.SupportAssist.EventBasedAutoCollection

|                         |                                                                                                 |
|-------------------------|-------------------------------------------------------------------------------------------------|
| <b>Description</b>      | Indicates whether SupportAssist event based auto collection features is enabled on this system. |
| <b>Legal Values</b>     | <ul style="list-style-type: none"><li>· 0 - Disabled</li><li>· 1 - Enabled</li></ul>            |
| <b>Default Value</b>    | 0 - Disabled                                                                                    |
| <b>License Required</b> | RACADM                                                                                          |
| <b>Dependency</b>       | Can be enabled only when SupportAssistEnableState is configured to 1-Enabled                    |

## iDRAC.SupportAssist.FilterAutoCollections

Table 747. Details of iDRAC.SupportAssist.FilterAutoCollections

|                         |                                                                             |
|-------------------------|-----------------------------------------------------------------------------|
| <b>Description</b>      | Option to receive E-mails from Dell on case creation and collection upload. |
| <b>Legal Values</b>     | 0 - No 1-Yes                                                                |
| <b>Default Value</b>    | 0 - No                                                                      |
| <b>License Required</b> | RACADM                                                                      |
| <b>Dependency</b>       | Registration ID needs to be obtained before Email option configuration.     |

## iDRAC.SupportAssist.HostOSProxyAddress

Table 748. Details of iDRAC.SupportAssist.HostOSProxyAddress

|                         |                                         |
|-------------------------|-----------------------------------------|
| <b>Description</b>      | Host OS proxy address.                  |
| <b>Legal Values</b>     | String of 0 to 256 characters length    |
| <b>Default Value</b>    | NA                                      |
| <b>License Required</b> | RACADM                                  |
| <b>Dependency</b>       | HostOSProxyConfigured should be 1 - Yes |

## iDRAC.SupportAssist.HostOSProxyConfigured

Table 749. Details of iDRAC.SupportAssist.HostOSProxyConfigured

|                         |                                                                            |
|-------------------------|----------------------------------------------------------------------------|
| <b>Description</b>      | Indicates whether Host OS uses proxy configuration to connect to Internet. |
| <b>Legal Values</b>     | 0-No 1-Yes                                                                 |
| <b>Default Value</b>    | 0-No                                                                       |
| <b>License Required</b> | RACADM                                                                     |
| <b>Dependency</b>       | None                                                                       |

## iDRAC.SupportAssist.HostOSProxyPassword

Table 750. Details of iDRAC.SupportAssist.HostOSProxyPassword

|                         |                                       |
|-------------------------|---------------------------------------|
| <b>Description</b>      | Host OS proxy password.               |
| <b>Legal Values</b>     | String of 0 to 64 characters length   |
| <b>Default Value</b>    | NA                                    |
| <b>License Required</b> | RACADM                                |
| <b>Dependency</b>       | HostOSProxyConfigured should be 1=Yes |

## iDRAC.SupportAssist.HostOSProxyPort

Table 751. Details of iDRAC.SupportAssist.HostOSProxyPort

|                         |                                       |
|-------------------------|---------------------------------------|
| <b>Description</b>      | Host OS proxy port.                   |
| <b>Legal Values</b>     | Integer values from 0 to 65535.       |
| <b>Default Value</b>    | NA                                    |
| <b>License Required</b> | RACADM                                |
| <b>Dependency</b>       | HostOSProxyConfigured should be 1=Yes |

## iDRAC.SupportAssist.HostOSProxyUserName

Table 752. Details of iDRAC.SupportAssist.HostOSProxyUserName

|                         |                                       |
|-------------------------|---------------------------------------|
| <b>Description</b>      | Host OS proxy password.               |
| <b>Legal Values</b>     | String of 0 to 64 characters length   |
| <b>Default Value</b>    | NA                                    |
| <b>License Required</b> | RACADM                                |
| <b>Dependency</b>       | HostOSProxyConfigured should be Yes-1 |

## iDRAC.SupportAssist.NativeOSLogsCollectionSupported

Table 753. Details of iDRAC.SupportAssist.NativeOSLogsCollectionSupported

|                         |                                                               |
|-------------------------|---------------------------------------------------------------|
| <b>Description</b>      | Indicates whether Host OS supports native OS logs collection. |
| <b>Legal Values</b>     | 0-None, 1-FullReport, 2-FilteredReport, 3-both                |
| <b>Default Value</b>    | 0-None                                                        |
| <b>License Required</b> | RACADM                                                        |
| <b>Dependency</b>       | None                                                          |

## iDRAC.SupportAssist.PreferredLanguage

Table 754. Details of iDRAC.SupportAssist.PreferredLanguage

|                         |                                                                            |
|-------------------------|----------------------------------------------------------------------------|
| <b>Description</b>      | Preferred Language for E-mail communication from Dell                      |
| <b>Legal Values</b>     | 0-English, 1-German, 2-French, 3-Japanese, 4-Spanish, 5-Simplified Chinese |
| <b>Default Value</b>    | 0-English                                                                  |
| <b>License Required</b> | RACADM                                                                     |
| <b>Dependency</b>       | Registration ID needs to be obtained before changing language settings.    |

# iDRAC.SupportAssist.ProSupportPlusRecommendationsReport

Table 755. Details of iDRAC.SupportAssist.ProSupportPlusRecommendationsReport

|                         |                                                                                                               |
|-------------------------|---------------------------------------------------------------------------------------------------------------|
| <b>Description</b>      | Indicates whether this server will be included for recommendations in ProSupport Plus Recommendations Report. |
| <b>Legal Values</b>     | 0-Disabled, 1-Enabled                                                                                         |
| <b>Default Value</b>    | 0-Disabled                                                                                                    |
| <b>License Required</b> | RACADM                                                                                                        |
| <b>Dependency</b>       | ScheduleBasedAutoCollection should be enabled and set to weekly or monthly schedule.                          |

# iDRAC.SupportAssist.RegistrationID

Table 756. Details of iDRAC.SupportAssist.RegistrationID

|                         |                                                                                     |
|-------------------------|-------------------------------------------------------------------------------------|
| <b>Description</b>      | Specifies the SupportAssist Registration ID if the system was registered with Dell. |
| <b>Legal Values</b>     | String of 0 to 64 characters length                                                 |
| <b>Default Value</b>    | NA                                                                                  |
| <b>License Required</b> | RACADM                                                                              |
| <b>Dependency</b>       | None                                                                                |

# iDRAC.SupportAssist.SupportAssistEnableState

Table 757. Details of iDRAC.SupportAssist.SupportAssistEnableState

|                         |                                                                                       |
|-------------------------|---------------------------------------------------------------------------------------|
| <b>Description</b>      | Indicates whether SupportAssist auto collection features are enabled on this system.  |
| <b>Legal Values</b>     | 0-Disabled, 1-Enabled                                                                 |
| <b>Default Value</b>    | 0-Disabled                                                                            |
| <b>License Required</b> | RACADM                                                                                |
| <b>Dependency</b>       | Registration ID needs to be obtained before SupportAssistEnabledState can be toggled. |

# iDRAC.SNMPAlert

 **NOTE:** The iDRAC.SNMP.Alert group is deprecated and replaced with iDRAC.SNMPAlert group.

The objects in this group configure the SNMP alert settings.

This group is indexed from 1 to 8.

# iDRAC.SNMPAlert.DestAddr (Read or Write)

Table 758. Details of the iDRAC.SNMPAlert.DestAddr attribute

|                    |                                                                          |
|--------------------|--------------------------------------------------------------------------|
| <b>Description</b> | IPv4, IPv6, or FQDN address of the target destination to receive alters. |
|--------------------|--------------------------------------------------------------------------|



|                         |                                                                                               |
|-------------------------|-----------------------------------------------------------------------------------------------|
| <b>Legal Values</b>     | Valid IPv4 or IPv6 or FQDN address                                                            |
| <b>Default Value</b>    | <ul style="list-style-type: none"> <li>· Index 1–4—0.0.0.0</li> <li>· Index 5–8—::</li> </ul> |
| <b>Write Privilege</b>  | Configure iDRAC                                                                               |
| <b>License Required</b> | None                                                                                          |
| <b>Dependency</b>       | None                                                                                          |

## iDRAC.SNMPAlert.Enable (Read or Write)

**Table 759. Details of the iDRAC.SNMPAlert.Enable attribute**

|                         |                                                                                     |
|-------------------------|-------------------------------------------------------------------------------------|
| <b>Description</b>      | Enables or disables SNMP alert for the given index.                                 |
| <b>Legal Values</b>     | <ul style="list-style-type: none"> <li>· 0—Disabled</li> <li>· 1—Enabled</li> </ul> |
| <b>Default Value</b>    | Not Applicable                                                                      |
| <b>Write Privilege</b>  | Configure iDRAC                                                                     |
| <b>License Required</b> | None                                                                                |
| <b>Dependency</b>       | None                                                                                |

## iDRAC.SNMPAlert.SNMPv3UserID (Read Only)

**Table 760. Details of iDRAC.SNMPAlert.SNMPv3UserID attribute**

|                         |                                                                    |
|-------------------------|--------------------------------------------------------------------|
| <b>Description</b>      | Indicates the index of the user to which this alert is configured. |
| <b>Legal Values</b>     | Integral values: 2–16                                              |
| <b>Default Value</b>    | Not Applicable                                                     |
| <b>Write Privilege</b>  | Not Applicable                                                     |
| <b>License Required</b> | iDRAC Express                                                      |
| <b>Dependency</b>       | None                                                               |

## iDRAC.SNMPAlert.SNMPv3Username (Read or Write)

**Table 761. Details of iDRAC.SNMPAlert.SNMPv3Username attribute**

|                         |                                                      |
|-------------------------|------------------------------------------------------|
| <b>Description</b>      | Specifies the SNMP v3 user name for the given index. |
| <b>Legal Values</b>     | String of up to 16 ASCII characters                  |
| <b>Default Value</b>    | Not Applicable                                       |
| <b>Write Privilege</b>  | Configure iDRAC                                      |
| <b>License Required</b> | iDRAC Express                                        |
| <b>Dependency</b>       | None                                                 |

# iDRAC.SSH

The objects in this group provide configuration parameters for the SSH interface to iDRAC.

## iDRAC.SSH.Enable (Read or Write)

Table 762. Details of the iDRAC.SSH.Enable attribute

|                         |                                                                                      |
|-------------------------|--------------------------------------------------------------------------------------|
| <b>Description</b>      | Enables or disables SSH.                                                             |
| <b>Legal Values</b>     | <ul style="list-style-type: none"><li>· 0 — Disabled</li><li>· 1 — Enabled</li></ul> |
| <b>Default Value</b>    | 1 — Enabled                                                                          |
| <b>Write Privilege</b>  | Configure iDRAC                                                                      |
| <b>License Required</b> | iDRAC Express or iDRAC Enterprise                                                    |
| <b>Dependency</b>       | None                                                                                 |

## iDRAC.SSH.Port (Read or Write)

Table 763. Details of the iDRAC.SSH.Port attribute

|                         |                                                        |
|-------------------------|--------------------------------------------------------|
| <b>Description</b>      | Specifies the port number for the iDRAC SSH interface. |
| <b>Legal Values</b>     | Integral values: 1–65535                               |
| <b>Default Value</b>    | 22                                                     |
| <b>Write Privilege</b>  | Configure iDRAC                                        |
| <b>License Required</b> | iDRAC Express or iDRAC Enterprise                      |
| <b>Dependency</b>       | None                                                   |

## iDRAC.SSH.Timeout (Read or Write)

Table 764. Details of the iDRAC.SSH.Timeout attribute

|                         |                                        |
|-------------------------|----------------------------------------|
| <b>Description</b>      | Defines the secure shell idle timeout. |
| <b>Legal Values</b>     | Integral values: 0–10800               |
| <b>Default Value</b>    | 1800                                   |
| <b>Write Privilege</b>  | Configure iDRAC                        |
| <b>License Required</b> | iDRAC Express or iDRAC Enterprise      |
| <b>Dependency</b>       | None                                   |

# iDRAC.SwitchConnectionView (Read Only)

Table 765. Details of the iDRAC.SwitchConnectionView attribute

|                         |                                                                                      |
|-------------------------|--------------------------------------------------------------------------------------|
| <b>Description</b>      | Allows you to enable or disable switch connection.                                   |
| <b>Legal Values</b>     | <ul style="list-style-type: none"><li>· 0 — Disabled</li><li>· 1 — Enabled</li></ul> |
| <b>Default Value</b>    | 1 — Enabled                                                                          |
| <b>Write Privilege</b>  | Not Applicable                                                                       |
| <b>License Required</b> | Not Applicable                                                                       |
| <b>Dependency</b>       | None                                                                                 |

# iDRAC.SysLog

The objects in this group provide the properties for configuration of the SMTP server.

## iDRAC.SysLog.Port (Read or Write)

Table 766. Details of iDRAC.SysLog.Port attribute

|                         |                            |
|-------------------------|----------------------------|
| <b>Description</b>      | Remote syslog port number. |
| <b>Legal Values</b>     | Integral values: 1–65535   |
| <b>Default Value</b>    | 514                        |
| <b>Write Privilege</b>  | Configure iDRAC            |
| <b>License Required</b> | iDRAC Enterprise           |
| <b>Dependency</b>       | None                       |

## iDRAC.SysLog.PowerLogEnable (Read or Write)

Table 767. Details of iDRAC.SysLog.PowerLogEnable attribute

|                         |                                                                                      |
|-------------------------|--------------------------------------------------------------------------------------|
| <b>Description</b>      | Enables or disables the Power Log feature.                                           |
| <b>Legal Values</b>     | <ul style="list-style-type: none"><li>· 0 — Disabled</li><li>· 1 — Enabled</li></ul> |
| <b>Default Value</b>    | 0 — Disabled                                                                         |
| <b>Write Privilege</b>  | Configure iDRAC                                                                      |
| <b>License Required</b> | iDRAC Enterprise                                                                     |
| <b>Dependency</b>       | None                                                                                 |

## iDRAC.SysLog.PowerLogInterval (Read or Write)

Table 768. Details of iDRAC.SysLog.PowerLogInterval attribute

|                         |                                         |
|-------------------------|-----------------------------------------|
| <b>Description</b>      | Configure time delay for power logging. |
| <b>Legal Values</b>     | Integral values: 1–1440                 |
| <b>Default Value</b>    | 5                                       |
| <b>Write Privilege</b>  | Configure iDRAC                         |
| <b>License Required</b> | iDRAC Enterprise                        |
| <b>Dependency</b>       | None                                    |

## iDRAC.SysLog.Server1 (Read or Write)

Table 769. Details of iDRAC.SysLog.Server1 attribute

|                         |                                     |
|-------------------------|-------------------------------------|
| <b>Description</b>      | Name of remote syslog server 1.     |
| <b>Legal Values</b>     | String of up to 63 ACSII characters |
| <b>Default Value</b>    | Not Applicable                      |
| <b>Write Privilege</b>  | Configure iDRAC                     |
| <b>License Required</b> | iDRAC Enterprise                    |
| <b>Dependency</b>       | None                                |

## iDRAC.SysLog.Server2 (Read or Write)

Table 770. Details of iDRAC.SysLog.Server2 attribute

|                         |                                     |
|-------------------------|-------------------------------------|
| <b>Description</b>      | Name of remote syslog server 2.     |
| <b>Legal Values</b>     | String of up to 63 ACSII characters |
| <b>Default Value</b>    | Not Applicable                      |
| <b>Write Privilege</b>  | Configure iDRAC                     |
| <b>License Required</b> | iDRAC Enterprise                    |
| <b>Dependency</b>       | None                                |

## iDRAC.SysLog.Server3 (Read or Write)

Table 771. Details of iDRAC.SysLog.Server3 attribute

|                        |                                     |
|------------------------|-------------------------------------|
| <b>Description</b>     | Name of remote syslog server 3.     |
| <b>Legal Values</b>    | String of up to 63 ACSII characters |
| <b>Default Value</b>   | Not Applicable                      |
| <b>Write Privilege</b> | Configure iDRAC                     |

**License Required** iDRAC Enterprise

**Dependency** None

## iDRAC.SysLog.SysLogEnable (Read or Write)

**Table 772. Details of iDRAC.SysLog.SysLogEnableattribute**

**Description** Enables or disables remote syslog.

**Legal Values**

- 0 — Disabled
- 1 — Enabled

**Default Value** Not Applicable

**Write Privilege** Configure iDRAC

**License Required** iDRAC Enterprise

**Dependency** None

## iDRAC.Telnet

The objects in this group provide configuration parameters for the Telnet interface to iDRAC.

## iDRAC.Telnet.Enable (Read or Write)

**Table 773. Details of iDRAC.Telnet.Enable attribute**

**Description** Enables or disables Telnet.

**Legal Values**

- 0 — Disabled
- 1 — Enabled

**Default Value** 0 — Disabled

**Write Privilege** Configure iDRAC

**License Required** iDRAC Express or iDRAC Enterprise

**Dependency** None

## iDRAC.Telnet.Port (Read or Write)

**Table 774. Details of iDRAC.Telnet.Port attribute**

**Description** Specifies the port number for the iDRAC Telnet interface.

**Legal Values** Integral values: 1–65535

**Default Value** 23

**Write Privilege** Configure iDRAC

**License Required** iDRAC Express or iDRAC Enterprise

**Dependency** None

## iDRAC.Telnet.Timeout (Read or Write)

Table 775. Details of iDRAC.Telnet.Timeout attribute

|                         |                                   |
|-------------------------|-----------------------------------|
| <b>Description</b>      | Defines the Telnet idle timeout.  |
| <b>Legal Values</b>     | Integral values: 0–10800          |
| <b>Default Value</b>    | 1800                              |
| <b>Write Privilege</b>  | Configure iDRAC                   |
| <b>License Required</b> | iDRAC Express or iDRAC Enterprise |
| <b>Dependency</b>       | None                              |

## iDRAC.Time

The objects in this group enable you to manage time zone setting for iDRAC.


## iDRAC.Time.DayLightOffset (Read or Write)

Table 776. Details of iDRAC.Time.DayLightOffset attribute

|                         |                                                                               |
|-------------------------|-------------------------------------------------------------------------------|
| <b>Description</b>      | Specifies the daylight savings offset (in minutes) to use for the iDRAC Time. |
| <b>Legal Values</b>     | Integral values: 0 – 60                                                       |
| <b>Default Value</b>    | 0                                                                             |
| <b>Write Privilege</b>  | Configure iDRAC                                                               |
| <b>License Required</b> | iDRAC Express or iDRAC Enterprise                                             |
| <b>Dependency</b>       | None                                                                          |

## iDRAC.Time.Timezone (Read or Write)

Table 777. Details of iDRAC.Time.Timezone attribute

|                         |                                                                                                                                                                                                                    |
|-------------------------|--------------------------------------------------------------------------------------------------------------------------------------------------------------------------------------------------------------------|
| <b>Description</b>      | Configure the time zone.                                                                                                                                                                                           |
| <b>Legal Values</b>     | Valid time zone string of up to 32 ASCII characters For example: US/Central<br> <b>NOTE: Time zone value is case sensitive.</b> |
| <b>Default Value</b>    | CST6CDT                                                                                                                                                                                                            |
| <b>Write Privilege</b>  | Configure iDRAC                                                                                                                                                                                                    |
| <b>License Required</b> | iDRAC Express or iDRAC Enterprise                                                                                                                                                                                  |
| <b>Dependency</b>       | None                                                                                                                                                                                                               |

## iDRAC.Time.TimeZoneOffset (Read or Write)

Table 778. Details of iDRAC.Time.TimeZoneOffset attribute

|                    |                                                                                                                                           |
|--------------------|-------------------------------------------------------------------------------------------------------------------------------------------|
| <b>Description</b> | Specifies the time zone offset (in minutes) from Greenwich Mean Time (GMT) or Coordinated Universal Time (UTC) to use for the iDRAC Time. |
|--------------------|-------------------------------------------------------------------------------------------------------------------------------------------|

|                         |                                   |
|-------------------------|-----------------------------------|
| <b>Legal Values</b>     | Integral values: -43200 to 46800  |
| <b>Default Value</b>    | 0                                 |
| <b>Write Privilege</b>  | Configure iDRAC                   |
| <b>License Required</b> | iDRAC Express or iDRAC Enterprise |
| <b>Dependency</b>       | None                              |

## iDRAC.DefaultCredentialMitigationConfigGroup

**NOTE:** The `iDRAC.Tuning` group is deprecated and replaced with `iDRAC.DefaultCredentialMitigationConfigGroup` group.

The objects in this group enable you to manage iDRAC tuning and configuration parameters.

## iDRAC.DefaultCredentialMitigationConfigGroup.DefaultCredentialWarning (Read or Write)

**Table 779. Details of iDRAC.DefaultCredentialMitigationConfigGroup.DefaultCredentialWarning attribute**

|                         |                                                                                                                                                                                                            |
|-------------------------|------------------------------------------------------------------------------------------------------------------------------------------------------------------------------------------------------------|
| <b>Description</b>      | Enables or disables the default credentials warning.<br><b>NOTE:</b> Attribute naming might not be same across all interfaces. Use the key string to find and compare correct attribute name in WSMAN SCP. |
| <b>Legal Values</b>     | <ul style="list-style-type: none"> <li>0—Disabled</li> <li>1—Enabled</li> </ul>                                                                                                                            |
| <b>Default Value</b>    | 1—Enabled                                                                                                                                                                                                  |
| <b>Write Privilege</b>  | Configure iDRAC                                                                                                                                                                                            |
| <b>License Required</b> | iDRAC Express or iDRAC Enterprise                                                                                                                                                                          |
| <b>Dependency</b>       | None                                                                                                                                                                                                       |

## iDRAC.Update

The objects in this group enable you to manage configuration parameters for iDRAC firmware update.

**NOTE:** `fwUpdateIPAddr` attribute is applicable for Monolithic & FX2/FX2s only.

## iDRAC.Update.FwUpdateIPAddr (Read or Write)

**Table 780. Details of iDRAC.Update.FwUpdateIPAddr attribute**

|                         |                                                                                    |
|-------------------------|------------------------------------------------------------------------------------|
| <b>Description</b>      | Specifies the TFTP server address to be used for iDRAC firmware update operations. |
| <b>Legal Values</b>     | Valid IPv4, IPv6, or FQDN address of the TFTP server                               |
| <b>Default Value</b>    | Not Applicable                                                                     |
| <b>Write Privilege</b>  | Configure iDRAC                                                                    |
| <b>License Required</b> | iDRAC Express or iDRAC Enterprise                                                  |

**Dependency** None

## iDRAC.Update.FwUpdatePath (Read or Write)

**Table 781. Details of iDRAC.Update.FwUpdatePath attribute**

|                         |                                                                                                              |
|-------------------------|--------------------------------------------------------------------------------------------------------------|
| <b>Description</b>      | Specifies TFTP path where iDRAC firmware image resides on TFTP server. Path is relative to TFTP root folder. |
| <b>Legal Values</b>     | String of up to 255 ACSII characters. For example: /images/12G/                                              |
| <b>Default Value</b>    | Not Applicable                                                                                               |
| <b>Write Privilege</b>  | Configure iDRAC                                                                                              |
| <b>License Required</b> | iDRAC Express or iDRAC Enterprise                                                                            |
| <b>Dependency</b>       | None                                                                                                         |

## iDRAC.Update.FwUpdateTFTPEnable (Read or Write)

**Table 782. Details of iDRAC.Update.FwUpdateTFTPEnable attribute**

|                         |                                                                                      |
|-------------------------|--------------------------------------------------------------------------------------|
| <b>Description</b>      | Enables or disables iDRAC firmware updates from a TFTP server.                       |
| <b>Legal Values</b>     | <ul style="list-style-type: none"><li>· 0 — Disabled</li><li>· 1 — Enabled</li></ul> |
| <b>Default Value</b>    | 1 — Enabled                                                                          |
| <b>Write Privilege</b>  | Configure iDRAC                                                                      |
| <b>License Required</b> | iDRAC Express or iDRAC Enterprise                                                    |
| <b>Dependency</b>       | None                                                                                 |

## iDRAC.USB

The objects in this group manages the front panel USB.

## iDRAC.USB.ConfigurationXML (Read or Write)


**Table 783. Details of iDRAC.USB.ConfigurationXML attribute**

|                         |                                                                                                                                                                                                            |
|-------------------------|------------------------------------------------------------------------------------------------------------------------------------------------------------------------------------------------------------|
| <b>Description</b>      | Manages the configuration xml feature using the front panel USB.                                                                                                                                           |
| <b>Legal Values</b>     | <ul style="list-style-type: none"><li>· Disabled</li><li>· Enabled while server has default credential settings only</li><li>· Enabled only for compressed configuration files</li><li>· Enabled</li></ul> |
| <b>Default Value</b>    | Enabled while server has default credential settings only.                                                                                                                                                 |
| <b>Write Privilege</b>  | Server Control                                                                                                                                                                                             |
| <b>License Required</b> | iDRAC Express and iDRAC Enterprise                                                                                                                                                                         |
| <b>Dependency</b>       | Not Applicable                                                                                                                                                                                             |



## iDRAC.USB.ManagementPortMode (Read only)

Table 784. Details of iDRAC.USB.ManagementPortMode attribute

|                         |                                                                                                                                                                                                                |
|-------------------------|----------------------------------------------------------------------------------------------------------------------------------------------------------------------------------------------------------------|
| <b>Description</b>      | Displays the front panel USB mode.<br> <b>NOTE: The behaviour and legal values of this attribute differs from 13G to 14G.</b> |
| <b>Legal Values</b>     | <ul style="list-style-type: none"><li>· iDRAC Direct Only</li></ul>                                                                                                                                            |
| <b>Default Value</b>    | iDRAC Direct Only                                                                                                                                                                                              |
| <b>Write Privilege</b>  | Not Applicable                                                                                                                                                                                                 |
| <b>License Required</b> | iDRAC Express and iDRAC Enterprise                                                                                                                                                                             |
| <b>Dependency</b>       | Not Applicable                                                                                                                                                                                                 |

## iDRAC.USB.PortStatus

Table 785. Details of iDRAC.USB.PortStatus attribute

|                         |                                                                                              |
|-------------------------|----------------------------------------------------------------------------------------------|
| <b>Description</b>      | Shows status set from BIOS for front panel USB port. This can be either Enabled or Disabled. |
| <b>Legal Values</b>     | <ul style="list-style-type: none"><li>· 0- Disabled</li><li>· 1- Enabled</li></ul>           |
| <b>Default Value</b>    | Default-1                                                                                    |
| <b>Write Privilege</b>  | Not Applicable                                                                               |
| <b>License Required</b> | iDRAC Express and iDRAC Enterprise                                                           |
| <b>Dependency</b>       | Not Applicable                                                                               |

## iDRAC.USB.ZipPassword (Read and Write)

Table 786. Details of iDRAC.USB.ZipPassword attribute

|                         |                                                                                               |
|-------------------------|-----------------------------------------------------------------------------------------------|
| <b>Description</b>      | Set the password for Server Configuration profile contained in a password protected zip file. |
| <b>Legal Values</b>     | String of up to 128 ASCII characters                                                          |
| <b>Default Value</b>    | Null                                                                                          |
| <b>Write Privilege</b>  | Not Applicable                                                                                |
| <b>License Required</b> | iDRAC Express and iDRAC Enterprise                                                            |
| <b>Dependency</b>       | Not Applicable                                                                                |

## iDRAC.UserDomain

The objects in this group enable you to manage the Active Directory user domain names. This group is indexed from 1 to 40.

## iDRAC.UserDomain.Name (Read or Write)

Table 787. Details of iDRAC.UserDomain.Name attribute

|                      |                                                                    |
|----------------------|--------------------------------------------------------------------|
| <b>Description</b>   | Specifies the Active Directory user domain name for a given index. |
| <b>Legal Values</b>  | String of up to 255 ASCII characters                               |
| <b>Default Value</b> | Not Applicable                                                     |

|                         |                                   |
|-------------------------|-----------------------------------|
| <b>Write Privilege</b>  | Configure iDRAC                   |
| <b>License Required</b> | iDRAC Express or iDRAC Enterprise |
| <b>Dependency</b>       | None                              |

## iDRAC.Users

The objects in this group enable you to manage information about all iDRAC users. This group is indexed from 1 to 16.

### iDRAC.Users.Enable (Read or Write)

**Table 788. Details of iDRAC.Users.Enable attribute**

|                         |                                                                                         |
|-------------------------|-----------------------------------------------------------------------------------------|
| <b>Description</b>      | Enables or disables an individual user.                                                 |
| <b>Legal Values</b>     | <ul style="list-style-type: none"> <li>· 0 — Disabled</li> <li>· 1 — Enabled</li> </ul> |
| <b>Default Value</b>    | 0 — Disabled. However, <code>Root user</code> is Enabled.                               |
| <b>Write Privilege</b>  | Configure Users                                                                         |
| <b>License Required</b> | iDRAC Express or iDRAC Enterprise                                                       |
| <b>Dependency</b>       | Both username and password must be configured prior to enabling the user.               |

### iDRAC.Users.IpmiLanPrivilege (Read or Write)

**Table 789. Details of iDRAC.Users.IpmiLanPrivilege attribute**

|                         |                                                                                                                                                              |
|-------------------------|--------------------------------------------------------------------------------------------------------------------------------------------------------------|
| <b>Description</b>      | Specifies the maximum privilege on the IPMI LAN channel.                                                                                                     |
| <b>Legal Values</b>     | Integral values: <ul style="list-style-type: none"> <li>· 2 — User</li> <li>· 3 — Operator</li> <li>· 4 — Administrator</li> <li>· 15 — No access</li> </ul> |
| <b>Default Value</b>    | 15 — No access                                                                                                                                               |
| <b>Write Privilege</b>  | Configure iDRAC                                                                                                                                              |
| <b>License Required</b> | iDRAC Express or iDRAC Enterprise                                                                                                                            |
| <b>Dependency</b>       | Both user name and password must be configured prior to setting this object.                                                                                 |

### iDRAC.Users.IpmiSerialPrivilege (Read or Write)

**Table 790. Details of iDRAC.Users.IpmiSerialPrivilege attribute**

|                     |                                              |
|---------------------|----------------------------------------------|
| <b>Description</b>  | Specifies the maximum IPMI Serial privilege. |
| <b>Legal Values</b> | Integral values:                             |

- 2 — User
- 3 — Operator
- 4 — Administrator
- 15 — No access

|                         |                                                                             |
|-------------------------|-----------------------------------------------------------------------------|
| <b>Default Value</b>    | 15 — No access                                                              |
| <b>Write Privilege</b>  | Configure iDRAC and user                                                    |
| <b>License Required</b> | iDRAC Express or iDRAC Enterprise                                           |
| <b>Dependency</b>       | Both username and password must be configured prior to setting this object. |

## iDRAC.Users.MD5v3Key (Read or Write)

**Table 791. Details of iDRAC.Users.MD5v3Key attribute**

|                         |                                                         |
|-------------------------|---------------------------------------------------------|
| <b>Description</b>      | Indicates the MD5 Hash of the SNMP V3 key.              |
| <b>Legal Values</b>     | String of 32 characters                                 |
| <b>Default Value</b>    | Not Applicable                                          |
| <b>Write Privilege</b>  | Configure iDRAC                                         |
| <b>License Required</b> | iDRAC Express                                           |
| <b>Dependency</b>       | User name must be configured prior to setting MD5v3Key. |

## iDRAC.Users.Password (Read or Write)

**Table 792. Details of aiDRAC.Users.Password iDRAC.Users.Password attribute**

|                         |                                                    |
|-------------------------|----------------------------------------------------|
| <b>Description</b>      | Configuring the iDRAC user password.               |
| <b>Legal Values</b>     | String of up to 20 characters                      |
| <b>Default Value</b>    | Not Applicable                                     |
| <b>Write Privilege</b>  | Configure iDRAC                                    |
| <b>License Required</b> | iDRAC Express or iDRAC Enterprise                  |
| <b>Dependency</b>       | Cannot be set without first setting the user name. |

## iDRAC.Users.SHA256Password (Read or Write)

**Table 793. Details of iDRAC.Users.SHA256Password attribute**

|                         |                                                            |
|-------------------------|------------------------------------------------------------|
| <b>Description</b>      | Indicates the SHA256 hash of the password.                 |
| <b>Legal Values</b>     | String of 64 characters                                    |
| <b>Default Value</b>    | Not Applicable                                             |
| <b>Write Privilege</b>  | Configure iDRAC and Configure User                         |
| <b>License Required</b> | iDRAC Express                                              |
| <b>Dependency</b>       | User name must be configured prior to setting this object. |

## iDRAC.Users.SHA256PasswordSalt (Read or Write)

Table 794. Details of iDRAC.Users.SHA256PasswordSalt attribute

|                         |                                                            |
|-------------------------|------------------------------------------------------------|
| <b>Description</b>      | Indicates the Salt string added to password before hash.   |
| <b>Legal Values</b>     | String of 32 characters                                    |
| <b>Write Privilege</b>  | Configure iDRAC and Configure User                         |
| <b>License Required</b> | iDRAC Express                                              |
| <b>Dependency</b>       | User name must be configured prior to setting this object. |

## iDRAC.Users.Privilege (Read or Write)

Table 795. Details of iDRAC.Users.Privilege attribute

|                         |                                                                              |
|-------------------------|------------------------------------------------------------------------------|
| <b>Description</b>      | Specifies the role-based authority privileges allowed for the user.          |
| <b>Legal Values</b>     | Integral values: 0–511 (0x1FF)                                               |
| <b>Default Value</b>    | 0                                                                            |
| <b>Write Privilege</b>  | Configure iDRAC and Configure User                                           |
| <b>License Required</b> | iDRAC Express or iDRAC Enterprise                                            |
| <b>Dependency</b>       | Both user name and password must be configured prior to setting this object. |

## iDRAC.Users.SHA1v3Key (Read or Write)

Table 796. Details of iDRAC.Users.SHA1v3Key attribute

|                         |                                                          |
|-------------------------|----------------------------------------------------------|
| <b>Description</b>      | Indicates the SHA1 Hash of the SNMP V3 key.              |
| <b>Legal Values</b>     | String of 40 characters                                  |
| <b>Default Value</b>    | Not Applicable                                           |
| <b>Write Privilege</b>  | Configure iDRAC and Configure User                       |
| <b>License Required</b> | iDRAC Express                                            |
| <b>Dependency</b>       | User name must be configured prior to setting SHA1v3Key. |

## iDRAC.Users.ProtocolEnable (Read or Write)

 **NOTE:** The iDRAC.Users.SNMPv3AuthenticationType attribute is deprecated and replaced with iDRAC.Users.ProtocolEnable attribute.

Table 797. Details of iDRAC.Users.ProtocolEnable attribute

|                        |                                                                                          |
|------------------------|------------------------------------------------------------------------------------------|
| <b>Description</b>     | Configure protocol enable type.                                                          |
| <b>Legal Values</b>    | <ul style="list-style-type: none"><li>· 0—None</li><li>· 1—MD5</li><li>· 2—SHA</li></ul> |
| <b>Default Value</b>   | 2 — SHA                                                                                  |
| <b>Write Privilege</b> | Configure iDRAC and Configure user                                                       |

**License Required** iDRAC Express or iDRAC Enterprise

**Dependency** None

## iDRAC.Users.ProtocolEnable (Read or Write)

**NOTE:** The `iDRAC.Users.SNMPv3AuthenticationType` attribute is deprecated and replaced with `iDRAC.Users.ProtocolEnable` attribute.

**Table 798. Details of iDRAC.Users.ProtocolEnable attribute**

|                         |                                                                                      |
|-------------------------|--------------------------------------------------------------------------------------|
| <b>Description</b>      | Enables or disables SNMPv3 support for an iDRAC user.                                |
| <b>Legal Values</b>     | <ul style="list-style-type: none"><li>· 0 — Disabled</li><li>· 1 — Enabled</li></ul> |
| <b>Default Value</b>    | 0 — Disabled                                                                         |
| <b>Write Privilege</b>  | Configure iDRAC and Configure user                                                   |
| <b>License Required</b> | iDRAC Express or iDRAC Enterprise                                                    |
| <b>Dependency</b>       | None                                                                                 |

## iDRAC.Users.PrivacyProtocol (Read or Write)

**NOTE:** The `iDRAC.Users.SNMPv3PrivacyType` attribute is deprecated and replaced with `iDRAC.Users.PrivacyProtocol` attribute.

**Table 799. Details of iDRAC.Users.PrivacyProtocol attribute**

|                         |                                                                                                |
|-------------------------|------------------------------------------------------------------------------------------------|
| <b>Description</b>      | Configure SNMPv3 privacy protocol type.                                                        |
| <b>Legal Values</b>     | <ul style="list-style-type: none"><li>· 0 — None</li><li>· 1 — DES</li><li>· 2 — AES</li></ul> |
| <b>Default Value</b>    | 2 — AES                                                                                        |
| <b>Write Privilege</b>  | Configure iDRAC and Configure user                                                             |
| <b>License Required</b> | iDRAC Express or iDRAC Enterprise                                                              |
| <b>Dependency</b>       | None                                                                                           |

## iDRAC.Users.SolEnable (Read or Write)

**Table 800. Details of iDRAC.Users.SolEnable attribute**


|                        |                                                                                      |
|------------------------|--------------------------------------------------------------------------------------|
| <b>Description</b>     | Enables or Disables SOL for the user.                                                |
| <b>Legal Values</b>    | <ul style="list-style-type: none"><li>· 0 — Disabled</li><li>· 1 — Enabled</li></ul> |
| <b>Default Value</b>   | 0 — Disabled                                                                         |
| <b>Write Privilege</b> | Configure iDRAC and Configure User                                                   |

**License Required** iDRAC Express or iDRAC Enterprise

**Dependency** Both username and password must be configured prior to sets.

## iDRAC.Users.UserName (Read or Write)

**Table 801. Details of iDRAC.Users.UserName attribute**

|                         |                                                                                                                                                                                                                 |
|-------------------------|-----------------------------------------------------------------------------------------------------------------------------------------------------------------------------------------------------------------|
| <b>Description</b>      | iDRAC user name.<br> <b>NOTE:</b> If there is a space character in the user name, enter the user name in quotes ("user name"). |
| <b>Legal Values</b>     | String of up to 16 ASCII characters                                                                                                                                                                             |
| <b>Default Value</b>    | Not Applicable                                                                                                                                                                                                  |
| <b>Write Privilege</b>  | Configure iDRAC and Configure user                                                                                                                                                                              |
| <b>License Required</b> | iDRAC Express or iDRAC Enterprise                                                                                                                                                                               |
| <b>Dependency</b>       | None                                                                                                                                                                                                            |

## iDRAC.vflashpartition

The objects in this group manage vFlash SD partitions on iDRAC.

This group supports the following objects. Up to 16 partitions are supported, indexed from 1 to 16.

## iDRAC.vflashpartition.AccessType (Read or Write)

**Table 802. Details of iDRAC.vflashpartition.AccessType attribute**

|                         |                                                                                          |
|-------------------------|------------------------------------------------------------------------------------------|
| <b>Description</b>      | Specifies if the access type of the vFlash SD partition is Read-Only or Read-Write.      |
| <b>Legal Values</b>     | <ul style="list-style-type: none"><li>· 1 — Read Only</li><li>· 0 — Read Write</li></ul> |
| <b>Default value</b>    | 1 — Read Only                                                                            |
| <b>Write Privilege</b>  | Login and configure iDRAC                                                                |
| <b>License Required</b> | iDRAC Enterprise                                                                         |
| <b>Dependency</b>       | vFlash SD card must be enabled. Partition at the specified index must be created.        |

## iDRAC.vflashpartition.AttachState (Read or Write)

**Table 803. Details of iDRAC.vflashpartition.AttachState attribute**

|                         |                                                                                       |
|-------------------------|---------------------------------------------------------------------------------------|
| <b>Description</b>      | Specifies if the vFlash SD partition is attached or detached.                         |
| <b>Legal Values</b>     | <ul style="list-style-type: none"><li>· 1 — Attached</li><li>· 0 — Detached</li></ul> |
| <b>Default value</b>    | 0 — Detached                                                                          |
| <b>Write Privilege</b>  | Login and configure iDRAC                                                             |
| <b>License Required</b> | iDRAC Enterprise                                                                      |
| <b>Dependency</b>       | vFlash SD card must be enabled. Partition at the specified index must be created.     |

## iDRAC.vflashpartition.EmulationType (Read or Write)

Table 804. Details of iDRAC.vflashpartition.EmulationType attribute

|                         |                                                                                         |
|-------------------------|-----------------------------------------------------------------------------------------|
| <b>Description</b>      | Specifies the emulation type of the vFlash SD partition.                                |
| <b>Legal Values</b>     | <ul style="list-style-type: none"><li>· HDD</li><li>· FLOPPY</li><li>· CD-DVD</li></ul> |
| <b>Default value</b>    | None                                                                                    |
| <b>Write Privilege</b>  | Login and configure iDRAC                                                               |
| <b>License Required</b> | iDRAC Enterprise                                                                        |
| <b>Dependency</b>       | vFlash SD card must be enabled. Partition at the specified index must be created.       |

## iDRAC.vflashpartition.FormatType (Read or Write)

Table 805. Details of iDRAC.vflashpartition.FormatType attribute

|                         |                                                                                                                     |
|-------------------------|---------------------------------------------------------------------------------------------------------------------|
| <b>Description</b>      | Specifies the file system format type of the vFlash SD partition.                                                   |
| <b>Legal Values</b>     | <ul style="list-style-type: none"><li>· FAT16</li><li>· FAT32</li><li>· EXT2</li><li>· EXT3</li><li>· RAW</li></ul> |
| <b>Default value</b>    | None                                                                                                                |
| <b>Write Privilege</b>  | Login and configure iDRAC                                                                                           |
| <b>License Required</b> | iDRAC Enterprise                                                                                                    |
| <b>Dependency</b>       | vFlash SD card must be enabled. Partition at the specified index must be created.                                   |

## iDRAC.vflashpartition.Size (Read or Write)

Table 806. Details of iDRAC.vflashpartition.Size attribute

|                         |                                                                                   |
|-------------------------|-----------------------------------------------------------------------------------|
| <b>Description</b>      | Specifies the Size of the vFlash SD partition.                                    |
| <b>Legal Values</b>     | Integer value in MB                                                               |
| <b>Default value</b>    | None                                                                              |
| <b>Write Privilege</b>  | Login and configure iDRAC                                                         |
| <b>License Required</b> | iDRAC Enterprise                                                                  |
| <b>Dependency</b>       | vFlash SD card must be enabled. Partition at the specified index must be created. |

## iDRAC.vflashpartition.VolumeLabel (Read or Write)

Table 807. Details of iDRAC.vflashpartition.VolumeLabel attribute

|                        |                                                                                        |
|------------------------|----------------------------------------------------------------------------------------|
| <b>Description</b>     | Specifies the label assigned to the partition during the vFlash SD partition creation. |
| <b>Legal Values</b>    | String of up to six characters.                                                        |
| <b>Default value</b>   | None                                                                                   |
| <b>Write Privilege</b> | Login and configure iDRAC                                                              |

**License Required** iDRAC Enterprise

**Dependency** vFlash SD card must be enabled. Partition at the specified index must be created.

## iDRAC.vflashsd

The objects in this group manage vFlash SD properties on iDRAC.

### iDRAC.vflashsd.AvailableSize (Read or Write)

**Table 808. Details of iDRAC.vflashsd.AvailableSize attribute**

|                         |                                                                                                                              |
|-------------------------|------------------------------------------------------------------------------------------------------------------------------|
| <b>Description</b>      | Displays the available memory (in MB) on the vFlash SD card that is used to create new partitions.                           |
| <b>Legal Values</b>     | Integer value in MB.                                                                                                         |
| <b>Default value</b>    | If the card is not initialized, then the default value is 0. If initialized, then it displays the unused memory on the card. |
| <b>Write Privilege</b>  | Login and configure iDRAC                                                                                                    |
| <b>License Required</b> | iDRAC Enterprise                                                                                                             |
| <b>Dependency</b>       | vFlash SD card must be enabled.                                                                                              |

### iDRAC.vflashsd.Enable (Read or Write)

**Table 809. Details of iDRAC.vflashsd.Enable attribute**

|                         |                                                                                      |
|-------------------------|--------------------------------------------------------------------------------------|
| <b>Description</b>      | Enables or disables the vFlash SD card on iDRAC.                                     |
| <b>Legal Values</b>     | <ul style="list-style-type: none"><li>· 0 — Disabled</li><li>· 1 — Enabled</li></ul> |
| <b>Default value</b>    | 0 — Disabled                                                                         |
| <b>Write Privilege</b>  | Login and configure iDRAC                                                            |
| <b>License Required</b> | iDRAC Enterprise                                                                     |
| <b>Dependency</b>       | vFlash SD card must be enabled.                                                      |

### iDRAC.vflashsd.Health (Read or Write)

**Table 810. Details of iDRAC.vflashsd.Health attribute**

|                         |                                                                                                             |
|-------------------------|-------------------------------------------------------------------------------------------------------------|
| <b>Description</b>      | Specifies current health status of the vFlash SD Card.                                                      |
| <b>Legal Values</b>     | <ul style="list-style-type: none"><li>· OK</li><li>· Warning</li><li>· Critical</li><li>· Unknown</li></ul> |
| <b>Default value</b>    | OK                                                                                                          |
| <b>Write Privilege</b>  | Login and configure iDRAC                                                                                   |
| <b>License Required</b> | iDRAC Enterprise                                                                                            |
| <b>Dependency</b>       | vFlash SD card must be enabled.                                                                             |



## iDRAC.vflashsd.Initialized (Read or Write)

Table 811. Details of iDRAC.vflashsd.Initialized attribute

|                         |                                                                                                 |
|-------------------------|-------------------------------------------------------------------------------------------------|
| <b>Description</b>      | Specifies if the vFlash SD card is initialized or not.                                          |
| <b>Legal Values</b>     | <ul style="list-style-type: none"><li>· 0 — Not Initialized</li><li>· 1 — Initialized</li></ul> |
| <b>Default value</b>    | None                                                                                            |
| <b>Write Privilege</b>  | Login and configure iDRAC                                                                       |
| <b>License Required</b> | iDRAC Enterprise                                                                                |
| <b>Dependency</b>       | vFlash SD card must be enabled.                                                                 |

## iDRAC.vflashsd.Licensed (Read or Write)

Table 812. Details of iDRAC.vflashsd.Licensed attribute

|                         |                                                                                           |
|-------------------------|-------------------------------------------------------------------------------------------|
| <b>Description</b>      | Specifies if the SD card or vFlash SD card is inserted or not.                            |
| <b>Legal Values</b>     | <ul style="list-style-type: none"><li>· 0 — Not Licensed</li><li>· 1 — Licensed</li></ul> |
| <b>Default value</b>    | None                                                                                      |
| <b>Write Privilege</b>  | Login and configure iDRAC                                                                 |
| <b>License Required</b> | iDRAC Enterprise                                                                          |
| <b>Dependency</b>       | vFlash SD card must be enabled.                                                           |

## iDRAC.vflashsd.Size (Read or Write)

Table 813. Details of iDRAC.vflashsd.Size attribute

|                         |                                                               |
|-------------------------|---------------------------------------------------------------|
| <b>Description</b>      | Specifies the remaining size of the vFlash SD card for usage. |
| <b>Legal Values</b>     | Integer value in MB.                                          |
| <b>Default value</b>    | None                                                          |
| <b>Write Privilege</b>  | Login and configure iDRAC                                     |
| <b>License Required</b> | iDRAC Enterprise                                              |
| <b>Dependency</b>       | vFlash SD card must be enabled.                               |

## iDRAC.vflashsd.WriteProtect (Read or Write)

Table 814. Details of iDRAC.vflashsd.WriteProtect attribute

|                         |                                                                                      |
|-------------------------|--------------------------------------------------------------------------------------|
| <b>Description</b>      | Displays if the physical write protect is enabled or disabled on the vFlash SD card. |
| <b>Legal Values</b>     | <ul style="list-style-type: none"><li>· 0 — Disabled</li><li>· 1 — Enabled</li></ul> |
| <b>Default value</b>    | None                                                                                 |
| <b>Write Privilege</b>  | Login and configure iDRAC                                                            |
| <b>License Required</b> | iDRAC Enterprise                                                                     |
| <b>Dependency</b>       | vFlash SD card must be enabled.                                                      |

# iDRAC.VirtualConsole

The objects in this group enable you to manage virtual console configuration parameters of iDRAC.

## iDRAC.VirtualConsole.AccessPrivilege (Read or Write)

Table 815. Details of iDRAC.VirtualConsole.AccessPrivilege attribute

|                         |                                                                                                                            |
|-------------------------|----------------------------------------------------------------------------------------------------------------------------|
| <b>Description</b>      | Default action upon session sharing request timeout.                                                                       |
| <b>Legal Values</b>     | <ul style="list-style-type: none"><li>· 0 — Full Access</li><li>· 1 — Read Only Access</li><li>· 2 — Deny Access</li></ul> |
| <b>Default Value</b>    | 0 — Full Access                                                                                                            |
| <b>Write Privilege</b>  | Configure iDRAC                                                                                                            |
| <b>License Required</b> | iDRAC Express (For Blades) or iDRAC Enterprise                                                                             |
| <b>Dependency</b>       | None                                                                                                                       |

## iDRAC.VirtualConsole.AttachState (Read or Write)

Table 816. Details of iDRAC.VirtualConsole.AttachState attribute

|                         |                                                                                                            |
|-------------------------|------------------------------------------------------------------------------------------------------------|
| <b>Description</b>      | Specifies the Attach State for the Virtual Console.                                                        |
| <b>Legal Values</b>     | <ul style="list-style-type: none"><li>· 0- Detached</li><li>· 1-Attached</li><li>· 2-Auto-Attach</li></ul> |
| <b>Default Value</b>    | 2-Auto-Attach                                                                                              |
| <b>Write Privilege</b>  | Configure iDRAC                                                                                            |
| <b>License Required</b> | iDRAC Express or iDRAC Enterprise                                                                          |
| <b>Dependency</b>       | None                                                                                                       |

## iDRAC.VirtualConsole.Enable (Read or Write)

Table 817. Details of iDRAC.VirtualConsole.Enable attribute

|                         |                                                                                      |
|-------------------------|--------------------------------------------------------------------------------------|
| <b>Description</b>      | Enables or disables the Virtual Console.                                             |
| <b>Legal Values</b>     | <ul style="list-style-type: none"><li>· 0 — Disabled</li><li>· 1 — Enabled</li></ul> |
| <b>Default Value</b>    | 1 — Enabled                                                                          |
| <b>Write Privilege</b>  | Configure iDRAC                                                                      |
| <b>License Required</b> | iDRAC Express (For Blades) or iDRAC Enterprise                                       |
| <b>Dependency</b>       | None                                                                                 |

## iDRAC.VirtualConsole.EncryptEnable (Read or Write)

Table 818. Details of iDRAC.VirtualConsole.EncryptEnable (Read or Write)

|                         |                                                                                      |
|-------------------------|--------------------------------------------------------------------------------------|
| <b>Description</b>      | Encrypts the video in a Virtual Console session.                                     |
| <b>Legal Values</b>     | <ul style="list-style-type: none"><li>· 0 - Disabled</li><li>· 1 - Enabled</li></ul> |
| <b>Default Value</b>    | Enabled                                                                              |
| <b>Write Privilege</b>  | Configure iDRAC                                                                      |
| <b>License Required</b> | iDRAC Express (For Blades) or iDRAC Enterprise                                       |
| <b>Dependency</b>       | None                                                                                 |

## iDRAC.VirtualConsole.LocalVideo (Read or Write)

Table 819. Details of iDRAC.VirtualConsole.LocalVideo attribute

|                         |                                                                                      |
|-------------------------|--------------------------------------------------------------------------------------|
| <b>Description</b>      | Enables or disables the local server video.                                          |
| <b>Legal Values</b>     | <ul style="list-style-type: none"><li>· 0 — Disabled</li><li>· 1 — Enabled</li></ul> |
| <b>Default Value</b>    | 1 — Enabled                                                                          |
| <b>Write Privilege</b>  | Configure iDRAC                                                                      |
| <b>License Required</b> | iDRAC Express (For Blades) or iDRAC Enterprise                                       |
| <b>Dependency</b>       | None                                                                                 |

## iDRAC.VirtualConsole.MaxSessions (Read or Write)

Table 820. Details of iDRAC.VirtualConsole.MaxSessions (Read or Write)

|                         |                                                       |
|-------------------------|-------------------------------------------------------|
| <b>Description</b>      | Specifies maximum number of virtual console sessions. |
| <b>Legal Values</b>     | Integral values: 1–6                                  |
| <b>Default Value</b>    | 6                                                     |
| <b>Write Privilege</b>  | Configure iDRAC                                       |
| <b>License Required</b> | iDRAC Express (For Blades) or iDRAC Enterprise        |
| <b>Dependency</b>       | None                                                  |

## iDRAC.VirtualConsole.PluginType (Read or Write)

Table 821. Details of iDRAC.VirtualConsole.PluginType attribute

|                    |                                                                                  |
|--------------------|----------------------------------------------------------------------------------|
| <b>Description</b> | Specifies the plugin type to use while running virtual console from the browser. |
|--------------------|----------------------------------------------------------------------------------|

|                         |                                                                                                           |
|-------------------------|-----------------------------------------------------------------------------------------------------------|
| <b>Legal Values</b>     | <ul style="list-style-type: none"> <li>· 0 — Active X</li> <li>· 1 — Java</li> <li>· 2 — HTML5</li> </ul> |
| <b>Default Value</b>    | 0 — Active X                                                                                              |
| <b>Write Privilege</b>  | Configure iDRAC                                                                                           |
| <b>License Required</b> | iDRAC Express (For Blades) or iDRAC Enterprise                                                            |
| <b>Dependency</b>       | None                                                                                                      |

## iDRAC.VirtualConsole.Port (Read or Write)

**Table 822. Details of iDRAC.VirtualConsole.Port attribute**

|                         |                                                |
|-------------------------|------------------------------------------------|
| <b>Description</b>      | Specifies the virtual KVM port.                |
| <b>Legal Values</b>     | Integral values: 1–65535                       |
| <b>Default Value</b>    | 5900                                           |
| <b>Write Privilege</b>  | Configure iDRAC                                |
| <b>License Required</b> | iDRAC Express (For Blades) or iDRAC Enterprise |
| <b>Dependency</b>       | None                                           |

## iDRAC.VirtualConsole.Timeout (Read or Write)

**Table 823. Details of iDRAC.VirtualConsole.Timeout attribute**

|                         |                                                              |
|-------------------------|--------------------------------------------------------------|
| <b>Description</b>      | Defines the idle timeout in seconds for the virtual console. |
| <b>Legal Values</b>     | Integral values: 60–10800                                    |
| <b>Default Value</b>    | 1800                                                         |
| <b>Write Privilege</b>  | Configure iDRAC                                              |
| <b>License Required</b> | iDRAC Express (For Blades) or iDRAC Enterprise               |
| <b>Dependency</b>       | None                                                         |

## iDRAC.VirtualMedia

The objects in this group enable you to manage virtual media configuration parameters of iDRAC.

## iDRAC.VirtualMedia.Attached (Read or Write)

**Table 824. Details of iDRAC.VirtualMedia.Attached attribute**

|                     |                                                                  |
|---------------------|------------------------------------------------------------------|
| <b>Description</b>  | Used to attach virtual devices to the system using the USB bus.  |
| <b>Legal Values</b> | <ul style="list-style-type: none"> <li>· 0 — Detached</li> </ul> |

|                         |                                                                                            |
|-------------------------|--------------------------------------------------------------------------------------------|
|                         | <ul style="list-style-type: none"> <li>· 1 — Attached</li> <li>· 2 — AutoAttach</li> </ul> |
| <b>Default Value</b>    | 2 — AutoAttach                                                                             |
| <b>Write Privilege</b>  | Virtual Media                                                                              |
| <b>License Required</b> | iDRAC Express (For Blades) or iDRAC Enterprise                                             |
| <b>Dependency</b>       | None                                                                                       |

## iDRAC.VirtualMedia.BootOnce (Read or Write)

**Table 825. Details of iDRAC.VirtualMedia.BootOnce attribute**

|                         |                                                                                         |
|-------------------------|-----------------------------------------------------------------------------------------|
| <b>Description</b>      | Enables or disables the virtual media boot once feature of the iDRAC.                   |
| <b>Legal Values</b>     | <ul style="list-style-type: none"> <li>· 0 — Disabled</li> <li>· 1 — Enabled</li> </ul> |
| <b>Default Value</b>    | 0 — Disabled                                                                            |
| <b>Write Privilege</b>  | Virtual Media                                                                           |
| <b>License Required</b> | iDRAC Express (For Blades) or iDRAC Enterprise                                          |
| <b>Dependency</b>       | None                                                                                    |

## iDRAC.VirtualMedia.FloppyEmulation (Read or Write)

**Table 826. Details of iDRAC.VirtualMedia.FloppyEmulation attribute**

|                         |                                                                                         |
|-------------------------|-----------------------------------------------------------------------------------------|
| <b>Description</b>      | Enables or disables floppy emulation of the attached virtual media.                     |
| <b>Legal Values</b>     | <ul style="list-style-type: none"> <li>· 0 — Disabled</li> <li>· 1 — Enabled</li> </ul> |
| <b>Default value</b>    | 0 — Disabled                                                                            |
| <b>Write Privilege</b>  | Virtual Media                                                                           |
| <b>License Required</b> | iDRAC Express (For Blades) or iDRAC Enterprise                                          |
| <b>Dependency</b>       | None                                                                                    |

## iDRAC.VNCServer

The objects in this group manages configuration of the VNC Server on iDRAC.

## iDRAC.VNCServer.ActiveSessions (Read only)

**Table 827. Details of iDRAC.VNCServer.ActiveSessions attribute**

|                     |                                                       |
|---------------------|-------------------------------------------------------|
| <b>Description</b>  | The number of current sessions on the system.         |
| <b>Legal Values</b> | <ul style="list-style-type: none"> <li>· 0</li> </ul> |

- 1

|                         |                  |
|-------------------------|------------------|
| <b>Default value</b>    | 0                |
| <b>Write Privilege</b>  | Not Applicable   |
| <b>License Required</b> | iDRAC Enterprise |
| <b>Dependency</b>       | None             |

## iDRAC.VNCServer.Enable (Read or Write)

**Table 828. Details of iDRAC.VNCServer.Enable attribute**

|                         |                                                                                         |
|-------------------------|-----------------------------------------------------------------------------------------|
| <b>Description</b>      | Enables or disables VNC server on iDRAC.                                                |
| <b>Legal Values</b>     | <ul style="list-style-type: none"> <li>· 0 — Disabled</li> <li>· 1 — Enabled</li> </ul> |
| <b>Default value</b>    | 0 — Disabled                                                                            |
| <b>Write Privilege</b>  | Login or configure iDRAC                                                                |
| <b>License Required</b> | iDRAC Enterprise                                                                        |
| <b>Dependency</b>       | None                                                                                    |

## iDRAC.VNCServer.LowerEncryptionBitLength (Read or Write)

**Table 829. Details of iDRAC.VNCServer.LowerEncryptionBitLength attribute**

|                         |                                                                                                                              |
|-------------------------|------------------------------------------------------------------------------------------------------------------------------|
| <b>Description</b>      | Lower encryption bit length.                                                                                                 |
| <b>Legal Values</b>     | <ul style="list-style-type: none"> <li>· 0 — Disabled (Auto Negotiate)</li> <li>· 1 — Enabled (128-Bit or Higher)</li> </ul> |
| <b>Default Value</b>    | 0 — Disabled (Auto Negotiate)                                                                                                |
| <b>Write Privilege</b>  | Login or configure iDRAC                                                                                                     |
| <b>License Required</b> | iDRAC Enterprise                                                                                                             |
| <b>Dependency</b>       | None                                                                                                                         |

## iDRAC.VNCServer.Password (Read or Write)

**Table 830. Details of iDRAC.VNCServer.Password attribute**

|                         |                                        |
|-------------------------|----------------------------------------|
| <b>Description</b>      | Password for logging into VNC session. |
| <b>Legal Values</b>     | String of up to 8 characters           |
| <b>Default Value</b>    | None                                   |
| <b>Write Privilege</b>  | Login or configure iDRAC               |
| <b>License Required</b> | iDRAC Enterprise                       |
| <b>Dependency</b>       | None                                   |

## iDRAC.VNCServer.Port (Read or Write)

Table 831. Details of iDRAC.VNCServer.Port attribute

|                         |                                   |
|-------------------------|-----------------------------------|
| <b>Description</b>      | Port number for VNC session       |
| <b>Legal Values</b>     | Integer values from 1024 to 65535 |
| <b>Default Value</b>    | 5901                              |
| <b>Write Privilege</b>  | Login or configure iDRAC          |
| <b>License Required</b> | iDRAC Enterprise                  |
| <b>Dependency</b>       | None                              |

## iDRAC.VNCServer.SSLEncryptionBitLength (Read or Write)

Table 832. Details of iDRAC.VNCServer.SSLEncryptionBitLength attribute

|                         |                                                                                                                                                                                          |
|-------------------------|------------------------------------------------------------------------------------------------------------------------------------------------------------------------------------------|
| <b>Description</b>      | Indicates the VNC server encryption state.                                                                                                                                               |
| <b>Legal Values</b>     | <ul style="list-style-type: none"><li>• 0 — Disabled</li><li>• 1 — Auto negotiate</li><li>• 2— 128 bit or higher</li><li>• 3— 168 bit or higher</li><li>• 4— 256 bit or higher</li></ul> |
| <b>Default value</b>    | 0 — Disabled                                                                                                                                                                             |
| <b>Write Privilege</b>  | iDRAC Configure                                                                                                                                                                          |
| <b>License Required</b> | iDRAC Enterprise                                                                                                                                                                         |
| <b>Dependency</b>       | None                                                                                                                                                                                     |

## iDRAC.VNCServer.Timeout (Read or Write)

Table 833. Details of iDRAC.VNCServer.Timeout attribute

|                         |                                            |
|-------------------------|--------------------------------------------|
| <b>Description</b>      | VNC server idle timeout period in seconds. |
| <b>Legal Values</b>     | Integer values from 60 to 10800            |
| <b>Default Value</b>    | 300                                        |
| <b>Write Privilege</b>  | Login or configure iDRAC                   |
| <b>License Required</b> | iDRAC Enterprise                           |
| <b>Dependency</b>       | None                                       |

## iDRAC.WebServer

The objects in this group provide configuration parameters for iDRACs' Webserver.

## iDRAC.WebServer.CustomCipherString (Read or Write)

Table 834. Details of iDRAC.WebServer.CustomCipherString

|                    |                                                                                    |
|--------------------|------------------------------------------------------------------------------------|
| <b>Description</b> | Specifies the custom cipher string to filter the available in-use TLS cipher suite |
|--------------------|------------------------------------------------------------------------------------|

For example DEFAULT:CAMELLIA

**NOTE:** These strings are case sensitive

|                         |                                      |
|-------------------------|--------------------------------------|
| <b>Legal Values</b>     | String of up to 512 ASCII characters |
| <b>Default Value</b>    | None                                 |
| <b>Write Privilege</b>  | Configure iDRAC                      |
| <b>License Required</b> | iDRAC Express or iDRAC Enterprise    |
| <b>Dependency</b>       | None                                 |

## iDRAC.WebServer.Enable (Read or Write)

Table 835. Details of iDRAC.WebServer.Enable attribute

|                         |                                                                                  |
|-------------------------|----------------------------------------------------------------------------------|
| <b>Description</b>      | Enables or disables the iDRAC web server.                                        |
| <b>Legal Values</b>     | <ul style="list-style-type: none"><li>· 0—Disabled</li><li>· 1—Enabled</li></ul> |
| <b>Default Value</b>    | 1—Enabled                                                                        |
| <b>Write Privilege</b>  | Configure iDRAC                                                                  |
| <b>License Required</b> | iDRAC Express or iDRAC Enterprise                                                |
| <b>Dependency</b>       | None                                                                             |

## iDRAC.WebServer.HttpPort (Read or Write)

Table 836. Details of iDRAC.WebServer.HttpPort attribute

|                         |                                                                  |
|-------------------------|------------------------------------------------------------------|
| <b>Description</b>      | Specifies the port number for HTTP communication with the iDRAC. |
| <b>Legal Values</b>     | Integral values: 1–65535                                         |
| <b>Default Value</b>    | 80                                                               |
| <b>Write Privilege</b>  | Configure iDRAC                                                  |
| <b>License Required</b> | iDRAC Express or iDRAC Enterprise                                |
| <b>Dependency</b>       | None                                                             |

## iDRAC.WebServer.HttpsPort (Read or Write)

Table 837. Details of iDRAC.WebServer.HttpsPort attribute

|                        |                                                                   |
|------------------------|-------------------------------------------------------------------|
| <b>Description</b>     | Specifies the port number for HTTPS communication with the iDRAC. |
| <b>Legal Values</b>    | Integral values: 1–65535                                          |
| <b>Default Value</b>   | 443                                                               |
| <b>Write Privilege</b> | Configure iDRAC                                                   |



**License Required** iDRAC Express or iDRAC Enterprise

**Dependency** None

## iDRAC.Webserver.Httpsredirection (Read or Write)

**Table 838. Details of iDRAC.Webserver.Httpsredirection attribute**

|                         |                                                                                             |
|-------------------------|---------------------------------------------------------------------------------------------|
| <b>Description</b>      | Enables or disables redirection from the http port (default — 80) to https (default — 443). |
| <b>Legal Values</b>     | <ul style="list-style-type: none"><li>· 1 — Enabled</li><li>· 0 — Disabled</li></ul>        |
| <b>Default Value</b>    | 1 — Enabled                                                                                 |
| <b>Write Privilege</b>  | Configure iDRAC                                                                             |
| <b>License Required</b> | iDRAC Express or iDRAC Enterprise                                                           |
| <b>Dependency</b>       | None                                                                                        |

## iDRAC.WebServer.LowerEncryptionBitLength (Read or Write)

**Table 839. Details of iDRAC.WebServer.LowerEncryptionBitLength attribute**

|                         |                                                                                                                          |
|-------------------------|--------------------------------------------------------------------------------------------------------------------------|
| <b>Description</b>      | Lower Encryption Bit Length.                                                                                             |
| <b>Legal Values</b>     | <ul style="list-style-type: none"><li>· 0 — Disabled (Auto Negotiate)</li><li>· 1 — Enabled (12 Bit or Higher)</li></ul> |
| <b>Default Value</b>    | 1 — Enabled (128 Bit or Higher)                                                                                          |
| <b>Write Privilege</b>  | Configure iDRAC                                                                                                          |
| <b>License Required</b> | iDRAC Express or iDRAC Enterprise                                                                                        |
| <b>Dependency</b>       | None                                                                                                                     |

## iDRAC.WebServer.SSLEncryptionBitLength (Read or Write)

**Table 840. Details of iDRAC.WebServer.SSLEncryptionBitLength (Read or Write) attribute**

|                        |                                                                                                                                                                                                                                                                                                                                                                                                                                                   |
|------------------------|---------------------------------------------------------------------------------------------------------------------------------------------------------------------------------------------------------------------------------------------------------------------------------------------------------------------------------------------------------------------------------------------------------------------------------------------------|
| <b>Description</b>     | Indicates the web server encryption state.<br><b>(i) NOTE: If SSL encryption is set to 256-bit or higher, the cryptography settings for your virtual machine environment (JVM, IcedTea) may require installing the Unlimited Strength java Cryptography Extension Policy Files to permit usage of the iDRAC plugins such as vConsole with level of encryption. For information about installing the policy files, see documentation for Java.</b> |
| <b>Legal Values</b>    | <ul style="list-style-type: none"><li>· 0 — Auto negotiate</li><li>· 1 — 128 bit or higher</li><li>· 2 — 168 bit or higher</li><li>· 3 — 256 bit or higher</li></ul>                                                                                                                                                                                                                                                                              |
| <b>Default value</b>   | 1 — 128 bit or higher                                                                                                                                                                                                                                                                                                                                                                                                                             |
| <b>Write Privilege</b> | iDRAC Configure                                                                                                                                                                                                                                                                                                                                                                                                                                   |

|                         |                                   |
|-------------------------|-----------------------------------|
| <b>License Required</b> | iDRAC Express or iDRAC Enterprise |
| <b>Dependency</b>       | None                              |

## iDRAC.WebServer.Timeout (Read or Write)

Table 841. Details of iDRAC.WebServer.Timeout attribute

|                         |                                   |
|-------------------------|-----------------------------------|
| <b>Description</b>      | Defines the webserver timeout.    |
| <b>Legal Values</b>     | Integral values: 60–10800         |
| <b>Default Value</b>    | 1800                              |
| <b>Write Privilege</b>  | Configure iDRAC                   |
| <b>License Required</b> | iDRAC Express or iDRAC Enterprise |
| <b>Dependency</b>       | None                              |

## iDRAC.WebServer.TLSProtocol (Read or Write)

Table 842. Details of iDRAC.WebServer.TLSProtocol attribute

|                         |                                                                                                                                          |
|-------------------------|------------------------------------------------------------------------------------------------------------------------------------------|
| <b>Description</b>      | Defines the TLS protocol support.                                                                                                        |
| <b>Legal Values</b>     | <ul style="list-style-type: none"> <li>· 0 — TLS 1.0 and higher</li> <li>· 1 — TLS 1.1 and higher</li> <li>· 2 — TLS 1.2 only</li> </ul> |
| <b>Default Value</b>    | 1 — TLS 1.1 and higher                                                                                                                   |
| <b>Write Privilege</b>  | Configure iDRAC                                                                                                                          |
| <b>License Required</b> | iDRAC Express or iDRAC Enterprise                                                                                                        |
| <b>Dependency</b>       | None                                                                                                                                     |

## BIOS.BiosBootSettings

You can manage the BIOS start settings using the objects in this group.

## BIOS.BiosBootSettings.BootSeq (Read or Write)

Table 843. The details of BIOS.BiosBootSettings.BootSeq attribute

|                         |                                                   |
|-------------------------|---------------------------------------------------|
| <b>Description</b>      | Determines the Bios start sequence of the system. |
| <b>Legal Values</b>     | None                                              |
| <b>Default Value</b>    | Not Applicable                                    |
| <b>Write Privilege</b>  | Server Control                                    |
| <b>License Required</b> | iDRAC Express or iDRAC Enterprise                 |
| <b>Dependency</b>       | Read Only if BootMode is set to UEFI              |

**NOTE:** If `BootMode` is set to `UEFI`, legacy boot settings are not available in the system. Similarly, if `BootMode` is set to `Legacy BIOS`, `UEFI` settings are not available in the system.

## BIOS.BiosBootSettings.BootMode (Read or Write)

Table 844. The details of `BIOS.BiosBootSettings.BootMode` attribute

|                         |                                                                       |
|-------------------------|-----------------------------------------------------------------------|
| <b>Description</b>      | Determines the start mode of the system.                              |
| <b>Legal Values</b>     | <ul style="list-style-type: none"><li>· BIOS</li><li>· UEFI</li></ul> |
| <b>Default Value</b>    | Not Applicable                                                        |
| <b>Write Privilege</b>  | Server Control                                                        |
| <b>License Required</b> | iDRAC Express or iDRAC Enterprise                                     |
| <b>Dependency</b>       | None                                                                  |

## BIOS.BiosBootSettings.BootSeqRetry (Read or Write)

Table 845. The details of `BIOS.BiosBootSettings.BootSeqRetry` attribute

|                         |                                                                          |
|-------------------------|--------------------------------------------------------------------------|
| <b>Description</b>      | Enables or disables the boot sequence retry feature.                     |
| <b>Legal Values</b>     | <ul style="list-style-type: none"><li>Enabled</li><li>Disabled</li></ul> |
| <b>Default Value</b>    | Not Applicable                                                           |
| <b>Write Privilege</b>  | Server Control                                                           |
| <b>License Required</b> | iDRAC Express or iDRAC Enterprise                                        |
| <b>Dependency</b>       | None                                                                     |

## BIOS.BiosBootSettings.HddFailover (Read or Write)

Table 846. The details of `BIOS.BiosBootSettings.HddFailover` attribute

|                         |                                                                                                                                                                                                                                                                                                                                                                                                                                                           |
|-------------------------|-----------------------------------------------------------------------------------------------------------------------------------------------------------------------------------------------------------------------------------------------------------------------------------------------------------------------------------------------------------------------------------------------------------------------------------------------------------|
| <b>Description</b>      | Specifies the devices in the Hard-Disk Drive Sequence menu that are attempted in the boot sequence. This property applies to BIOS Boot Mode only, and is disabled when Boot Mode is set to <code>UEFI</code> . When set to <code>Disabled</code> (default), only the first Hard-Disk device in the list is attempted to boot. When set to <code>Enabled</code> , all Hard-Disk devices are attempted in order, as listed in the Hard-Disk Drive Sequence. |
| <b>Legal Values</b>     | <ul style="list-style-type: none"><li>· Enabled</li><li>· Disabled</li></ul>                                                                                                                                                                                                                                                                                                                                                                              |
| <b>Default Value</b>    | Not Applicable                                                                                                                                                                                                                                                                                                                                                                                                                                            |
| <b>Write Privilege</b>  | Server Control                                                                                                                                                                                                                                                                                                                                                                                                                                            |
| <b>License Required</b> | iDRAC Express or iDRAC Enterprise                                                                                                                                                                                                                                                                                                                                                                                                                         |
| <b>Dependency</b>       | Not Applicable                                                                                                                                                                                                                                                                                                                                                                                                                                            |

## BIOS.BiosBootSettings.HddSeq (Read or Write)

Table 847. The details of BIOS.BiosBootSettings.HddSeq attribute

|                         |                                       |
|-------------------------|---------------------------------------|
| <b>Description</b>      | HDD boot sequence                     |
| <b>Legal Values</b>     | None                                  |
| <b>Default Value</b>    | Not Applicable                        |
| <b>Write Privilege</b>  | Server Control                        |
| <b>License Required</b> | iDRAC Express or iDRAC Enterprise     |
| <b>Dependency</b>       | Read Only if Boot mode is set to UEFI |

## BIOS.BiosBootSettings.UefiBootSeq (Read or Write)

Table 848. The details of BIOS.BiosBootSettings.UefiBootSeq attribute

|                         |                                       |
|-------------------------|---------------------------------------|
| <b>Description</b>      | UEFI boot sequence                    |
| <b>Legal Values</b>     | None                                  |
| <b>Default Value</b>    | Not Applicable                        |
| <b>Write Privilege</b>  | Server Control                        |
| <b>License Required</b> | iDRAC Express or iDRAC Enterprise     |
| <b>Dependency</b>       | Read Only if Boot mode is set to BIOS |

## BIOS.BiosBootSettings.SetBootOrderFqddn (Read or Write)

Table 849. The details of BIOS.BiosBootSettings.SetBootOrderFqddn attribute

|                         |                                                                                                                                                                          |
|-------------------------|--------------------------------------------------------------------------------------------------------------------------------------------------------------------------|
| <b>Description</b>      | Specifies a list of FQDDs that has the boot list to apply on the next boot. In the attribute <code>SetBootOrderFqddn</code> , the value of <code>n</code> can be 1 to 16 |
| <b>Legal Values</b>     | String of UEFI boot devices                                                                                                                                              |
| <b>Default Value</b>    | Not Applicable                                                                                                                                                           |
| <b>Write Privilege</b>  | Server Control                                                                                                                                                           |
| <b>License Required</b> | iDRAC Express or iDRAC Enterprise                                                                                                                                        |
| <b>Dependency</b>       | None                                                                                                                                                                     |

## BIOS.BiosBootSettings.SetLegacyHddOrderFqddn (Read or Write)

Table 850. The details of BIOS.BiosBootSettings.SetLegacyHddOrderFqddn attribute

|                     |                                                                                                                                                                                    |
|---------------------|------------------------------------------------------------------------------------------------------------------------------------------------------------------------------------|
| <b>Description</b>  | Specifies a list of FQDDs that has the legacy HDD list to apply on the next boot. In the attribute <code>SetLegacyHddOrderFqdd</code> , the value of <code>n</code> can be 1 to 16 |
| <b>Legal Values</b> | String of UEFI boot devices                                                                                                                                                        |

|                         |                                   |
|-------------------------|-----------------------------------|
| <b>Default Value</b>    | Not Applicable                    |
| <b>Write Privilege</b>  | Server Control                    |
| <b>License Required</b> | iDRAC Express or iDRAC Enterprise |
| <b>Dependency</b>       | None                              |

## BIOS.IntegratedDevices

You can use the objects in this group to manage the integrated devices such as internal NIC and integrated USB.

### BIOS.IntegratedDevices.EmbNic1 (Read or Write)

**Table 851. The details of BIOS.IntegratedDevices.EmbNic1 attribute**

|                         |                                                                                                                               |
|-------------------------|-------------------------------------------------------------------------------------------------------------------------------|
| <b>Description</b>      | Enables or disables the operating system interface of the embedded NIC1.                                                      |
| <b>Legal Values</b>     | <ul style="list-style-type: none"> <li>· Enabled</li> <li>· EnabledPxe</li> <li>· EnablediScsi</li> <li>· Disabled</li> </ul> |
| <b>Default Value</b>    | Not Applicable                                                                                                                |
| <b>Write Privilege</b>  | Server Control                                                                                                                |
| <b>License Required</b> | iDRAC Express or iDRAC Enterprise                                                                                             |
| <b>Dependency</b>       | None                                                                                                                          |

### BIOS.IntegratedDevices.EmbNic1Nic2 (Read or Write)

**Table 852. The details of BIOS.IntegratedDevices.EmbNic1Nic2 attribute**

|                         |                                                                                                        |
|-------------------------|--------------------------------------------------------------------------------------------------------|
| <b>Description</b>      | Enables or disables the operating system interface of the embedded NIC1 and NIC2 controllers.          |
| <b>Legal Values</b>     | <ul style="list-style-type: none"> <li>· Enabled</li> <li>· Disabled OS</li> <li>· Disabled</li> </ul> |
| <b>Default Value</b>    | Not Applicable                                                                                         |
| <b>Write Privilege</b>  | Server Control                                                                                         |
| <b>License Required</b> | iDRAC Express or iDRAC Enterprise                                                                      |
| <b>Dependency</b>       | None                                                                                                   |

### BIOS.IntegratedDevices.EmbNic2 (Read or Write)

**Table 853. The details of BIOS.IntegratedDevices.EmbNic2 attribute**

|                     |                                                                                                           |
|---------------------|-----------------------------------------------------------------------------------------------------------|
| <b>Description</b>  | Enables or disables the operating system interface of the embedded NIC2.                                  |
| <b>Legal Values</b> | <ul style="list-style-type: none"> <li>· Enabled</li> <li>· EnabledPxe</li> <li>· EnablediScsi</li> </ul> |

|                         |                                                              |
|-------------------------|--------------------------------------------------------------|
|                         | <ul style="list-style-type: none"> <li>· Disabled</li> </ul> |
| <b>Default Value</b>    | Not Applicable                                               |
| <b>Write Privilege</b>  | Server Control                                               |
| <b>License Required</b> | iDRAC Express or iDRAC Enterprise                            |
| <b>Dependency</b>       | None                                                         |

## BIOS.IntegratedDevices.EmbNic3 (Read or Write)

**Table 854. The details of BIOS.IntegratedDevices.EmbNic3 attribute**

|                         |                                                                                                                               |
|-------------------------|-------------------------------------------------------------------------------------------------------------------------------|
| <b>Description</b>      | Enables or disables the operating system interface of the embedded NIC3.                                                      |
| <b>Legal Values</b>     | <ul style="list-style-type: none"> <li>· Enabled</li> <li>· EnabledPxe</li> <li>· EnablediScsi</li> <li>· Disabled</li> </ul> |
| <b>Default Value</b>    | Not Applicable                                                                                                                |
| <b>Write Privilege</b>  | Server Control                                                                                                                |
| <b>License Required</b> | iDRAC Express or iDRAC Enterprise                                                                                             |
| <b>Dependency</b>       | None                                                                                                                          |

## c (Read or Write)

**Table 855. The details of BIOS.IntegratedDevices.EmbVideo attribute**

|                         |                                                                                                        |
|-------------------------|--------------------------------------------------------------------------------------------------------|
| <b>Description</b>      | Enables or disables the operating system interface of the embedded NIC3 and NIC4 controllers.          |
| <b>Legal Values</b>     | <ul style="list-style-type: none"> <li>· Enabled</li> <li>· Disabled OS</li> <li>· Disabled</li> </ul> |
| <b>Default Value</b>    | Not Applicable                                                                                         |
| <b>Write Privilege</b>  | Server Control                                                                                         |
| <b>License Required</b> | iDRAC Express or iDRAC Enterprise                                                                      |
| <b>Dependency</b>       | None                                                                                                   |

## BIOS.IntegratedDevices.EmbNic4 (Read or Write)

**Table 856. The details of BIOS.IntegratedDevices.EmbNic4 attribute**

|                      |                                                                                                                               |
|----------------------|-------------------------------------------------------------------------------------------------------------------------------|
| <b>Description</b>   | Enables or disables the operating system interface of the embedded NIC4.                                                      |
| <b>Legal Values</b>  | <ul style="list-style-type: none"> <li>· Enabled</li> <li>· EnabledPxe</li> <li>· EnablediScsi</li> <li>· Disabled</li> </ul> |
| <b>Default Value</b> | Not Applicable                                                                                                                |

|                         |                                   |
|-------------------------|-----------------------------------|
| <b>Write Privilege</b>  | Server Control                    |
| <b>License Required</b> | iDRAC Express or iDRAC Enterprise |
| <b>Dependency</b>       | None                              |

## BIOS.IntegratedDevices.EmbVideo (Read or Write)

**Table 857. The details of BIOS.IntegratedDevices.EmbVideoattribute**

|                         |                                                                                 |
|-------------------------|---------------------------------------------------------------------------------|
| <b>Description</b>      | Enables or disables the BIOS support for the embedded video controller.         |
| <b>Legal Values</b>     | <ul style="list-style-type: none"> <li>· Enabled</li> <li>· Disabled</li> </ul> |
| <b>Default Value</b>    | Not Applicable                                                                  |
| <b>Write Privilege</b>  | Server Control                                                                  |
| <b>License Required</b> | iDRAC Express or iDRAC Enterprise                                               |
| <b>Dependency</b>       | None                                                                            |

## BIOS.IntegratedDevices.GlobalSlotDriverDisable

**Table 858. The details of BIOS.IntegratedDevices.GlobalSlotDriverDisable attribute**

|                         |                                                                                 |
|-------------------------|---------------------------------------------------------------------------------|
| <b>Description</b>      | Controls the pre-boot driver on any slot.                                       |
| <b>Legal Values</b>     | <ul style="list-style-type: none"> <li>· Enabled</li> <li>· Disabled</li> </ul> |
| <b>Default Value</b>    | NA                                                                              |
| <b>Write Privilege</b>  | Server control                                                                  |
| <b>License Required</b> | RACADM                                                                          |
| <b>Dependency</b>       | None                                                                            |

## BIOS.IntegratedDevices.IntegratedNetwork1 (Read or Write)

**Table 859. The details of BIOS.IntegratedDevices.IntegratedNetwork1 attribute**

|                         |                                                                                    |
|-------------------------|------------------------------------------------------------------------------------|
| <b>Description</b>      | Enables or disables the Integrated Network Card 1.                                 |
| <b>Legal Values</b>     | <ul style="list-style-type: none"> <li>· Enabled</li> <li>· Disabled OS</li> </ul> |
| <b>Default Value</b>    | Not Applicable                                                                     |
| <b>Write Privilege</b>  | Server Control                                                                     |
| <b>License Required</b> | iDRAC Express or iDRAC Enterprise                                                  |
| <b>Dependency</b>       | None                                                                               |

## BIOS.IntegratedDevices.IntegratedNetwork2 (Read or Write)

Table 860. The details of attribute

|                         |                                                                                |
|-------------------------|--------------------------------------------------------------------------------|
| <b>Description</b>      | Enables or disables the integrated network card 2.                             |
| <b>Legal Values</b>     | <ul style="list-style-type: none"><li>· Enabled</li><li>· DisabledOS</li></ul> |
| <b>Default Value</b>    | Not Applicable                                                                 |
| <b>Write Privilege</b>  | Server Control                                                                 |
| <b>License Required</b> | iDRAC Express or iDRAC Enterprise                                              |
| <b>Dependency</b>       | None                                                                           |

## BIOS.IntegratedDevices.IntegratedRaid (Read or Write)

Table 861. The details of BIOS.IntegratedDevices.IntegratedRaidattribute

|                         |                                                                              |
|-------------------------|------------------------------------------------------------------------------|
| <b>Description</b>      | Enables or disables the integrated RAID controller.                          |
| <b>Legal Values</b>     | <ul style="list-style-type: none"><li>· Enabled</li><li>· Disabled</li></ul> |
| <b>Default Value</b>    | Not Applicable                                                               |
| <b>Write Privilege</b>  | Server Control                                                               |
| <b>License Required</b> | iDRAC Express or iDRAC Enterprise                                            |
| <b>Dependency</b>       | None                                                                         |

## BIOS.IntegratedDevices.IntegratedSas (Read or Write)

Table 862. The details of BIOS.IntegratedDevices.IntegratedSas attribute

|                         |                                                                              |
|-------------------------|------------------------------------------------------------------------------|
| <b>Description</b>      | Enables or disables the integrated SAS controller.                           |
| <b>Legal Values</b>     | <ul style="list-style-type: none"><li>· Enabled</li><li>· Disabled</li></ul> |
| <b>Default Value</b>    | Not Applicable                                                               |
| <b>Write Privilege</b>  | Server Control                                                               |
| <b>License Required</b> | iDRAC Express or iDRAC Enterprise                                            |
| <b>Dependency</b>       | None                                                                         |

## BIOS.IntegratedDevices.InternalSdCard (Read or Write)

Table 863. The details of BIOS.IntegratedDevices.InternalSdCard attribute

|                    |                                                |
|--------------------|------------------------------------------------|
| <b>Description</b> | Enables or disables the internal SD Card port. |
|--------------------|------------------------------------------------|



|                         |                                                                       |
|-------------------------|-----------------------------------------------------------------------|
| <b>Legal Values</b>     | <ul style="list-style-type: none"> <li>· On</li> <li>· Off</li> </ul> |
| <b>Default Value</b>    | Not Applicable                                                        |
| <b>Write Privilege</b>  | Server Control                                                        |
| <b>License Required</b> | iDRAC Express or iDRAC Enterprise                                     |
| <b>Dependency</b>       | None                                                                  |

## BIOS.IntegratedDevices.InternalSdCardRedundancy (Read or Write)

Table 864. The details of BIOS.IntegratedDevices.InternalSdCardRedundancy attribute

|                         |                                                                                |
|-------------------------|--------------------------------------------------------------------------------|
| <b>Description</b>      | Sets the SD Card redundancy mode.                                              |
| <b>Legal Values</b>     | <ul style="list-style-type: none"> <li>· Mirror</li> <li>· Disabled</li> </ul> |
| <b>Default Value</b>    | Not Applicable                                                                 |
| <b>Write Privilege</b>  | Server Control                                                                 |
| <b>License Required</b> | iDRAC Express or iDRAC Enterprise                                              |
| <b>Dependency</b>       | Read Only if InternalSdCard is set to 'Off'.                                   |

## BIOS.IntegratedDevices.InternalUsb (Read or Write)

Table 865. The details of BIOS.IntegratedDevices.InternalUsb attribute

|                         |                                                                       |
|-------------------------|-----------------------------------------------------------------------|
| <b>Description</b>      | Enables or disables the internal USB port.                            |
| <b>Legal Values</b>     | <ul style="list-style-type: none"> <li>· On</li> <li>· Off</li> </ul> |
| <b>Default Value</b>    | Not Applicable                                                        |
| <b>Write Privilege</b>  | Server Control                                                        |
| <b>License Required</b> | iDRAC Express or iDRAC Enterprise                                     |
| <b>Dependency</b>       | None                                                                  |

## BIOS.IntegratedDevices.InternalUsb1 (Read or Write)

Table 866. The details of BIOS.IntegratedDevices.InternalUsb1 attribute

|                        |                                                                       |
|------------------------|-----------------------------------------------------------------------|
| <b>Description</b>     | Enables or disables the internal USB port 1.                          |
| <b>Legal Values</b>    | <ul style="list-style-type: none"> <li>· On</li> <li>· Off</li> </ul> |
| <b>Default Value</b>   | Not Applicable                                                        |
| <b>Write Privilege</b> | Server Control                                                        |

**License Required** iDRAC Express or iDRAC Enterprise

**Dependency** None

## BIOS.IntegratedDevices.InternalUsb2 (Read or Write)

**Table 867. The details of BIOS.IntegratedDevices.InternalUsb2 attribute**

**Description** Enables or disables the internal USB port 2.

**Legal Values**

- On
- Off

**Default Value** Not Applicable

**Write Privilege** Server Control

**License Required** iDRAC Express or iDRAC Enterprise

**Dependency** None

## BIOS.IntegratedDevices.IoatEngine (Read or Write)

**Table 868. The details of BIOS.IntegratedDevices.IoatEngine attribute**

**Description** Enables or disables the I/O Acceleration technology (I/OAT) option.

**Legal Values**

- Enabled
- Disabled

**Default Value** Not Applicable

**License Required** iDRAC Express or iDRAC Enterprise

**Dependency** None

## BIOS.IntegratedDevices.IONonPostedPrefetch

**Table 869. The details of BIOS.IntegratedDevices.IONonPostedPrefetch attribute**

**Description** Enables or disables the PCI IO non-posted pre-fetch mode to control the PCIe throughput. When this option is enabled, the read operation from the PCI devices are optimized. However, performance is reduced for write operation from the PCI devices.

**Legal Values**

- Enabled
- Disabled

**Default Value** NA

**Write Privilege** Server control

**License Required** RACADM

**Dependency** None

## BIOS.IntegratedDevices.MmioAbove4GB (Read or Write)

Table 870. The details of BIOS.IntegratedDevices.MmioAbove4GB attribute

|                        |                                                                                                                                         |
|------------------------|-----------------------------------------------------------------------------------------------------------------------------------------|
| <b>Description</b>     | Enables or disables support for PCIe devices that require large amount of memory. Enable this option only for 64-bit operating systems. |
| <b>Legal Values</b>    | <ul style="list-style-type: none"><li>· Enabled</li><li>· Disabled</li></ul>                                                            |
| <b>Default Value</b>   | Not Applicable                                                                                                                          |
| <b>Write Privilege</b> | iDRAC Express or iDRAC Enterprise                                                                                                       |
| <b>Dependency</b>      | None                                                                                                                                    |

## BIOS.IntegratedDevices.OsWatchdogTimer (Read or Write)

Table 871. The details of BIOS.IntegratedDevices.OsWatchdogTimer attribute

|                         |                                                                              |
|-------------------------|------------------------------------------------------------------------------|
| <b>Description</b>      | Enables or disables timer initialization by the operating system.            |
| <b>Legal Values</b>     | <ul style="list-style-type: none"><li>· Enabled</li><li>· Disabled</li></ul> |
| <b>Default Value</b>    | Not Applicable                                                               |
| <b>Write Privilege</b>  | Server Control                                                               |
| <b>License Required</b> | iDRAC Express or iDRAC Enterprise                                            |
| <b>Dependency</b>       | None                                                                         |

## BIOS.IntegratedDevices.SriovGlobalEnable (Read or Write)

Table 872. The details of BIOS.IntegratedDevices.SriovGlobalEnable attribute

|                         |                                                                                            |
|-------------------------|--------------------------------------------------------------------------------------------|
| <b>Description</b>      | Enables or disables BIOS configuration of Single Root I/O Virtualization (SR-IOV) devices. |
| <b>Legal Values</b>     | <ul style="list-style-type: none"><li>· Enabled</li><li>· Disabled</li></ul>               |
| <b>Default Value</b>    | Not Applicable                                                                             |
| <b>Write Privilege</b>  | Server Control                                                                             |
| <b>License Required</b> | iDRAC Express or iDRAC Enterprise                                                          |
| <b>Dependency</b>       | None                                                                                       |

## BIOS.IntegratedDevices.UsbPorts (Read or Write)

Table 873. The details of BIOS.IntegratedDevices.UsbPorts attribute

|                         |                                                                                                         |
|-------------------------|---------------------------------------------------------------------------------------------------------|
| <b>Description</b>      | Sets the user accessible USB ports.                                                                     |
| <b>Legal Values</b>     | <ul style="list-style-type: none"><li>· All on</li><li>· Only back ports on</li><li>· All off</li></ul> |
| <b>Default Value</b>    | Not Applicable                                                                                          |
| <b>Write Privilege</b>  | Server Control                                                                                          |
| <b>License Required</b> | iDRAC Express or iDRAC Enterprise                                                                       |
| <b>Dependency</b>       | None                                                                                                    |

## BIOS.EmbServerMgmt

The objects in this group assist in embedded server management.

## BIOS.EmbServerMgmt.FrontLcd (Read or Write)

Table 874. The details of BIOS.EmbServerMgmt.FrontLcd attribute

|                         |                                                                                                                                                                                                                                           |
|-------------------------|-------------------------------------------------------------------------------------------------------------------------------------------------------------------------------------------------------------------------------------------|
| <b>Description</b>      | Allows to display the default (Model name and number) or a user-defined string in the front-panel LCD. To modify the advanced features of the front-panel LCD, press F2 during POST to enter System Setup and then select iDRAC Settings. |
| <b>Legal Values</b>     | <ul style="list-style-type: none"><li>· None</li><li>· UserDefined</li><li>· ModelNum</li><li>· Advanced</li></ul>                                                                                                                        |
| <b>Default Value</b>    | None                                                                                                                                                                                                                                      |
| <b>Write Privilege</b>  | Server Control                                                                                                                                                                                                                            |
| <b>License Required</b> | iDRAC Express or iDRAC Enterprise                                                                                                                                                                                                         |
| <b>Dependency</b>       | None                                                                                                                                                                                                                                      |

## BIOS.EmbServerMgmt.UserLcdStr (Read or Write)

Table 875. The details of BIOS.EmbServerMgmt.UserLcdStr attribute

|                         |                                                                            |
|-------------------------|----------------------------------------------------------------------------|
| <b>Description</b>      | Allows you to view or enter the User-Defined String to display on the LCD. |
| <b>Legal Values</b>     | String of up to 62 Characters                                              |
| <b>Default Value</b>    | Null                                                                       |
| <b>Write Privilege</b>  | Server Control                                                             |
| <b>License Required</b> | iDRAC Express or iDRAC Enterprise                                          |
| <b>Dependency</b>       | None                                                                       |

## BIOS.MemSettings

To manage memory-related configuration settings, use the objects in this group.

## BIOS.MemSettings.MemLowPower (Read or Write)

Table 876. The details of BIOS.MemSettings.MemLowPower (Read or Write)attribute

|                         |                                                                              |
|-------------------------|------------------------------------------------------------------------------|
| <b>Description</b>      | Enables or disables the low-power mode of the memory.                        |
| <b>Legal Values</b>     | <ul style="list-style-type: none"><li>· Enabled</li><li>· Disabled</li></ul> |
| <b>Default Value</b>    | Not Applicable                                                               |
| <b>Write Privilege</b>  | Server Control                                                               |
| <b>License Required</b> | iDRAC Express or iDRAC Enterprise                                            |
| <b>Dependency</b>       | None                                                                         |

## BIOS.MemSettings.MemOpMode (Read or Write)

Table 877. The details of BIOS.MemSettings.MemOpMode attribute

|                         |                                                                                                                                                             |
|-------------------------|-------------------------------------------------------------------------------------------------------------------------------------------------------------|
| <b>Description</b>      | Current memory operating mode.                                                                                                                              |
| <b>Legal Values</b>     | <ul style="list-style-type: none"><li>· OptimizerMode</li><li>· SpareMode</li><li>· MirrorMode</li><li>· AdvEccMode</li><li>· SpareWithAdvEccMode</li></ul> |
| <b>Default Value</b>    | Not Applicable                                                                                                                                              |
| <b>Write Privilege</b>  | Server Control                                                                                                                                              |
| <b>License Required</b> | iDRAC Express or iDRAC Enterprise                                                                                                                           |
| <b>Dependency</b>       | None                                                                                                                                                        |

## BIOS.MemSettings.MemOptimizer (Read or Write)

Table 878. The details of BIOS.MemSettings.MemOptimizer attribute

|                         |                                                                              |
|-------------------------|------------------------------------------------------------------------------|
| <b>Description</b>      | Configure the memory optimizer setting.                                      |
| <b>Legal Values</b>     | <ul style="list-style-type: none"><li>· Enabled</li><li>· Disabled</li></ul> |
| <b>Default Value</b>    | Not Applicable                                                               |
| <b>Write Privilege</b>  | Server Control                                                               |
| <b>License Required</b> | iDRAC Express or iDRAC Enterprise                                            |
| <b>Dependency</b>       | None                                                                         |

## BIOS.MemSettings.MemOpVoltage (Read Only)

Table 879. The details of BIOS.MemSettings.MemOpVoltage attribute

|                         |                                                                              |
|-------------------------|------------------------------------------------------------------------------|
| <b>Description</b>      | Operating voltage of memory.                                                 |
| <b>Legal Values</b>     | <ul style="list-style-type: none"><li>· AutoVolt</li><li>· Volt15V</li></ul> |
| <b>Default Value</b>    | Not Applicable                                                               |
| <b>Write Privilege</b>  | Not Applicable                                                               |
| <b>License Required</b> | iDRAC Express or iDRAC Enterprise                                            |
| <b>Dependency</b>       | None                                                                         |

## BIOS.MemSettings.MemTest (Read or Write)

Table 880. The details of attribute

|                         |                                                                                      |
|-------------------------|--------------------------------------------------------------------------------------|
| <b>Description</b>      | Specifies whether BIOS software-based system memory tests are conducted during POST. |
| <b>Legal Values</b>     | <ul style="list-style-type: none"><li>· Enabled</li><li>· Disabled</li></ul>         |
| <b>Default Value</b>    | Not Applicable                                                                       |
| <b>Write Privilege</b>  | Server Control                                                                       |
| <b>License Required</b> | iDRAC Express or iDRAC Enterprise                                                    |
| <b>Dependency</b>       | None                                                                                 |

## BIOS.MemSettings.NodeInterleave (Read or Write)

Table 881. The details of attribute

|                         |                                                                                        |
|-------------------------|----------------------------------------------------------------------------------------|
| <b>Description</b>      | If the system is configured with matching memory this field enables node interleaving. |
| <b>Legal Values</b>     | <ul style="list-style-type: none"><li>· Enabled</li><li>· Disabled</li></ul>           |
| <b>Default Value</b>    | Not Applicable                                                                         |
| <b>Write Privilege</b>  | Server Control                                                                         |
| <b>License Required</b> | iDRAC Express or iDRAC Enterprise                                                      |
| <b>Dependency</b>       | None                                                                                   |

## BIOS.MemSettings.RedundantMem (Read or Write)

Table 882. The details of attribute

|                     |                                                            |
|---------------------|------------------------------------------------------------|
| <b>Description</b>  | Enables or disables the redundant memory feature.          |
| <b>Legal Values</b> | <ul style="list-style-type: none"><li>· Disabled</li></ul> |

- Spare
- Mirror
- IntraNodeMirror
- DimmSpare
- Dddc

**Write Privilege** Server Control

**License Required** iDRAC Express or iDRAC Enterprise

**Dependency** None

## BIOS.MemSettings.RedundantMemCfgValid (Read or Write)

**Table 883. The details of attribute**

|                         |                                                                              |
|-------------------------|------------------------------------------------------------------------------|
| <b>Description</b>      | Redundant Memory Configuration Valid                                         |
| <b>Legal Values</b>     | <ul style="list-style-type: none"> <li>· Invalid</li> <li>· Valid</li> </ul> |
| <b>Default Value</b>    | Not Applicable                                                               |
| <b>Write Privilege</b>  | Server Control                                                               |
| <b>License Required</b> | iDRAC Express or iDRAC Enterprise                                            |
| <b>Dependency</b>       | None                                                                         |

## BIOS.MemSettings.RedundantMemInUse (Read Only)

**Table 884. The details of BIOS.MemSettings.RedundantMemInUse attribute**

|                         |                                                                               |
|-------------------------|-------------------------------------------------------------------------------|
| <b>Description</b>      | Display the current redundant memory setting in BIOS.                         |
| <b>Legal Values</b>     | <ul style="list-style-type: none"> <li>· NotInUse</li> <li>· InUse</li> </ul> |
| <b>Default Value</b>    | Not Applicable                                                                |
| <b>Write Privilege</b>  | Not Applicable                                                                |
| <b>License Required</b> | iDRAC Express or iDRAC Enterprise                                             |
| <b>Dependency</b>       | None                                                                          |

## BIOS.MemSettings.Serialdbgout (Read or Write)

**Table 885. The details of BIOS.MemSettings.Serialdbgout attribute**

|                      |                                                                                 |
|----------------------|---------------------------------------------------------------------------------|
| <b>Description</b>   | Enables or disables the Serial Debug Out option.                                |
| <b>Legal Values</b>  | <ul style="list-style-type: none"> <li>· Enabled</li> <li>· Disabled</li> </ul> |
| <b>Default Value</b> | Not Applicable                                                                  |

**License Required** iDRAC Express or iDRAC Enterprise

**Dependency** None

## BIOS.MemSettings.SnoopMode

**Table 886. The details of BIOS.MemSettings.SnoopMode attribute**

|                         |                                                                                                                                                     |
|-------------------------|-----------------------------------------------------------------------------------------------------------------------------------------------------|
| <b>Description</b>      | Allows tuning of memory performances under different memory bandwidths. The optimal Snoop Mode setting is highly dependent on workload type.        |
| <b>Legal Values</b>     | <ul style="list-style-type: none"><li>· Home Snoop</li><li>· Early Snoop</li><li>· Cluster On Die</li><li>· Opportunistic Snoop Broadcast</li></ul> |
| <b>Default Value</b>    | Not Applicable                                                                                                                                      |
| <b>Write Privilege</b>  | Server Control                                                                                                                                      |
| <b>License Required</b> | iDRAC Express or iDRAC Enterprise                                                                                                                   |
| <b>Dependency</b>       | None                                                                                                                                                |

## BIOS.MemSettings.SysMemSize (Read or Write)

**Table 887. The details of attribute**

|                         |                                                            |
|-------------------------|------------------------------------------------------------|
| <b>Description</b>      | Indicates the current amount of main memory in the system. |
| <b>Legal Values</b>     | None                                                       |
| <b>Default Value</b>    | Not Applicable                                             |
| <b>Write Privilege</b>  | Server Control                                             |
| <b>License Required</b> | iDRAC Express or iDRAC Enterprise                          |
| <b>Dependency</b>       | None                                                       |

## BIOS.MemSettings.SysMemSpeed (Read or Write)

**Table 888. The details of BIOS.MemSettings.SysMemSpeed attribute**

|                         |                                                           |
|-------------------------|-----------------------------------------------------------|
| <b>Description</b>      | Indicates the current clock frequency of the main memory. |
| <b>Legal Values</b>     | None                                                      |
| <b>Default Value</b>    | Not Applicable                                            |
| <b>Write Privilege</b>  | Server Control                                            |
| <b>License Required</b> | iDRAC Express or iDRAC Enterprise                         |
| <b>Dependency</b>       | None                                                      |



## BIOS.MemSettings.SysMemType (Read or Write)

Table 889. The details of BIOS.MemSettings.SysMemType attribute

|                         |                                                                    |
|-------------------------|--------------------------------------------------------------------|
| <b>Description</b>      | Indicates the current type of main memory installed in the system. |
| <b>Legal Values</b>     | None                                                               |
| <b>Default Value</b>    | Not Applicable                                                     |
| <b>Write Privilege</b>  | Server Control                                                     |
| <b>License Required</b> | iDRAC Express or iDRAC Enterprise                                  |
| <b>Dependency</b>       | None                                                               |

## BIOS.MemSettings.SysMemVolt (Read or Write)

Table 890. The details of BIOS.MemSettings.SysMemVolt attribute

|                         |                                                        |
|-------------------------|--------------------------------------------------------|
| <b>Description</b>      | Displays the current operating voltage of main memory. |
| <b>Legal Values</b>     | None                                                   |
| <b>Default Value</b>    | Not Applicable                                         |
| <b>Write Privilege</b>  | Server Control                                         |
| <b>License Required</b> | iDRAC Express or iDRAC Enterprise                      |
| <b>Dependency</b>       | None                                                   |

## BIOS.MemSettings.VideoMem (Read or Write)

Table 891. The details of BIOS.MemSettings.VideoMem attribute

|                         |                                                                                        |
|-------------------------|----------------------------------------------------------------------------------------|
| <b>Description</b>      | Indicates the total amount of video memory available to the embedded video controller. |
| <b>Legal Values</b>     | None                                                                                   |
| <b>Default Value</b>    | Not Applicable                                                                         |
| <b>Write Privilege</b>  | Server Control                                                                         |
| <b>License Required</b> | iDRAC Express or iDRAC Enterprise                                                      |
| <b>Dependency</b>       | None                                                                                   |

## BIOS.MiscSettings

To manage the miscellaneous objects settings, use the object in this group.

## BIOS.MiscSettings.AssetTag (Read or Write)

Table 892. The details of BIOS.MiscSettings.AssetTag attribute

|                    |                                                                   |
|--------------------|-------------------------------------------------------------------|
| <b>Description</b> | Displays the current asset tag and the asset tag can be modified. |
|--------------------|-------------------------------------------------------------------|

|                         |                                   |
|-------------------------|-----------------------------------|
| <b>Legal Values</b>     | None                              |
| <b>Default Value</b>    | Not Applicable                    |
| <b>Write Privilege</b>  | Server Control                    |
| <b>License Required</b> | iDRAC Express or iDRAC Enterprise |
| <b>Dependency</b>       | None                              |

## BIOS.MiscSettings.ErrPrompt (Read or Write)

**Table 893. The details of BIOS.MiscSettings.ErrPrompt attribute**

|                         |                                                                                 |
|-------------------------|---------------------------------------------------------------------------------|
| <b>Description</b>      | Enables or disables the F1 and F2 prompt on error.                              |
| <b>Legal Values</b>     | <ul style="list-style-type: none"> <li>· Enabled</li> <li>· Disabled</li> </ul> |
| <b>Default Value</b>    | Not Applicable                                                                  |
| <b>Write Privilege</b>  | Server Control                                                                  |
| <b>License Required</b> | iDRAC Express or iDRAC Enterprise                                               |
| <b>Dependency</b>       | None                                                                            |

## BIOS.MiscSettings.InSystemCharacterization (Read or Write)

**Table 894. The details of BIOS.MiscSettings.InSystemCharacterization attribute**

|                         |                                                                                                     |
|-------------------------|-----------------------------------------------------------------------------------------------------|
| <b>Description</b>      | The ratio of power and performance of a system is optimized by ISC when it is enabled.              |
| <b>Legal Values</b>     | <ul style="list-style-type: none"> <li>· Enabled</li> <li>· FastBoot</li> <li>· Disabled</li> </ul> |
| <b>Default Value</b>    | Not Applicable                                                                                      |
| <b>License Required</b> | RACADM                                                                                              |
| <b>Dependency</b>       | None                                                                                                |

## BIOS.MiscSettings.NumLock (Read or Write)

**Table 895. The details of BIOS.MiscSettings.NumLock attribute**

|                         |                                                                                        |
|-------------------------|----------------------------------------------------------------------------------------|
| <b>Description</b>      | Enable or disable the system boots with Num locks, not applicable for 84-key keyboards |
| <b>Legal Values</b>     | <ul style="list-style-type: none"> <li>· On</li> <li>· Off</li> </ul>                  |
| <b>Default Value</b>    | Not Applicable                                                                         |
| <b>Write Privilege</b>  | Server Control                                                                         |
| <b>License Required</b> | iDRAC Express or iDRAC Enterprise                                                      |

**Dependency** None

## BIOS.MiscSettings.ReportKbdErr (Read or Write)

Table 896. The details of BIOS.MiscSettings.ReportKbdErr attribute

|                         |                                                                                           |
|-------------------------|-------------------------------------------------------------------------------------------|
| <b>Description</b>      | Enables or disables the keyboard-related error messages to be reported at system startup. |
| <b>Legal Values</b>     | <ul style="list-style-type: none"><li>· Report</li><li>· No report</li></ul>              |
| <b>Default Value</b>    | Not Applicable                                                                            |
| <b>Write Privilege</b>  | Server Control                                                                            |
| <b>License Required</b> | iDRAC Express or iDRAC Enterprise                                                         |
| <b>Dependency</b>       | None                                                                                      |

## BIOS.MiscSettings.SystemUefiShell (Read or Write)

Table 897. The details of BIOS.MiscSettings.SystemUefiShell attribute

|                         |                                                                              |
|-------------------------|------------------------------------------------------------------------------|
| <b>Description</b>      | Enables or disables the System UEFI Shell as a UEFI boot option choice.      |
| <b>Legal Values</b>     | <ul style="list-style-type: none"><li>· Enabled</li><li>· Disabled</li></ul> |
| <b>Default Value</b>    | Not Applicable                                                               |
| <b>Write Privilege</b>  | Server Control                                                               |
| <b>License Required</b> | iDRAC Express or iDRAC Enterprise                                            |
| <b>Dependency</b>       | None                                                                         |

## BIOS.MiscSettings.SysMgmtNVByte1 (Read or Write)

Table 898. The details of attribute BIOS.MiscSettings.SysMgmtNVByte1

|                         |                                               |
|-------------------------|-----------------------------------------------|
| <b>Description</b>      | Indicates the system management NVRAM byte 1. |
| <b>Legal Values</b>     | Integer                                       |
| <b>Default Value</b>    | Not Applicable                                |
| <b>Write Privilege</b>  | Server Control                                |
| <b>License Required</b> | iDRAC Express or iDRAC Enterprise             |
| <b>Dependency</b>       | None                                          |

## BIOS.MiscSettings.SysMgmtNVByte2 (Read or Write)

Table 899. The details of BIOS.MiscSettings.SysMgmtNVByte2 attribute

|                      |                                               |
|----------------------|-----------------------------------------------|
| <b>Description</b>   | Indicates the system management NVRAM byte 2. |
| <b>Legal Values</b>  | Integer                                       |
| <b>Default Value</b> | Not Applicable                                |

|                         |                                   |
|-------------------------|-----------------------------------|
| <b>Write Privilege</b>  | Server Control                    |
| <b>License Required</b> | iDRAC Express or iDRAC Enterprise |
| <b>Dependency</b>       | None                              |

## BIOS.MiscSettings.SystemUefiShell (Read or Write)

Table 900. The details of BIOS.MiscSettings.SystemUefiShell attribute

|                         |                                                                                 |
|-------------------------|---------------------------------------------------------------------------------|
| <b>Description</b>      | Enables or disables the system UEFI shell as UEFI boot option.                  |
| <b>Legal Values</b>     | <ul style="list-style-type: none"> <li>· Enabled</li> <li>· Disabled</li> </ul> |
| <b>Default Value</b>    | Not Applicable                                                                  |
| <b>Write Privilege</b>  | Server Control                                                                  |
| <b>License Required</b> | iDRAC Express or iDRAC Enterprise                                               |
| <b>Dependency</b>       | None                                                                            |

## BIOS.MiscSettings.ForceInt10 (Read or Write)

Table 901. The details of BIOS.MiscSettings.ForceInt10 attribute

|                         |                                                                                                         |
|-------------------------|---------------------------------------------------------------------------------------------------------|
| <b>Description</b>      | Specifies if the system BIOS will load the legacy video (INT 10h) option ROM from the video controller. |
| <b>Legal Values</b>     | <ul style="list-style-type: none"> <li>· Enabled</li> <li>· Disabled</li> </ul>                         |
| <b>Default Value</b>    | Not Applicable                                                                                          |
| <b>Write Privilege</b>  | Server Control                                                                                          |
| <b>License Required</b> | iDRAC Express or iDRAC Enterprise                                                                       |
| <b>Dependency</b>       | None                                                                                                    |

## BIOS.NetworkSettings

The objects in this group manage the iSCSI devices.

## BIOS.NetworkSettings.PxeDevnEnDis (Read or Write)

Table 902. The details of BIOS.NetworkSettings.PxeDevnEnDis attribute

|                         |                                                                                                                                                                                                             |
|-------------------------|-------------------------------------------------------------------------------------------------------------------------------------------------------------------------------------------------------------|
| <b>Description</b>      | Indicates if the PXE device is enabled or disabled. When enabled, a UEFI boot option is created for the PXE device. For the attribute <code>PxeDevnEnDis</code> , the value of <code>n</code> can be 2 — 4. |
| <b>Legal Values</b>     | <ul style="list-style-type: none"> <li>· Enabled</li> <li>· Disabled</li> </ul>                                                                                                                             |
| <b>Default Value</b>    | None                                                                                                                                                                                                        |
| <b>Write Privilege</b>  | Server Control                                                                                                                                                                                              |
| <b>License Required</b> | iDRAC Express or iDRAC Enterprise                                                                                                                                                                           |
| <b>Dependency</b>       | None                                                                                                                                                                                                        |

# BIOS.OneTimeBoot

You can manage the one time boot settings using the objects in this group.

## BIOS.OneTimeBoot.OneTimeBootMode (Read or Write)

Table 903. The details of BIOS.OneTimeBoot.OneTimeBootMode attribute

|                         |                                                                                                                                          |
|-------------------------|------------------------------------------------------------------------------------------------------------------------------------------|
| <b>Description</b>      | Configure the one time boot mode setting.                                                                                                |
| <b>Legal Values</b>     | <ul style="list-style-type: none"><li>· Disabled</li><li>· OneTimeBootSeq</li><li>· OneTimeHddSeq</li><li>· OneTimeUefiBootSeq</li></ul> |
| <b>Default Value</b>    | Not Applicable                                                                                                                           |
| <b>Write Privilege</b>  | Server Control                                                                                                                           |
| <b>License Required</b> | iDRAC Express or iDRAC Enterprise                                                                                                        |
| <b>Dependency</b>       | None                                                                                                                                     |

 **NOTE:** On a Dell 13th generation of PowerEdge server, to set the value from `OneTimeBootMode` to `OneTimeUefiBootSeq`, you must boot the server in UEFI mode.

## BIOS.OneTimeBoot.OneTimeBootSeqDev (Read or Write)

Table 904. The details of BIOS.OneTimeBoot.OneTimeBootSeqDev attribute

|                         |                                                                                       |
|-------------------------|---------------------------------------------------------------------------------------|
| <b>Description</b>      | Configure the one time boot sequence device in BIOS.                                  |
| <b>Legal Values</b>     | Hard Disk List                                                                        |
| <b>Default Value</b>    | Not Applicable                                                                        |
| <b>Write Privilege</b>  | Server Control                                                                        |
| <b>License Required</b> | iDRAC Express or iDRAC Enterprise                                                     |
| <b>Dependency</b>       | Read Only if <code>OneTimeBootMode</code> is not set to <code>OneTimeBootSeq</code> . |

## BIOS.OneTimeBoot.OneTimeCustomBootStr (Read or Write)

Table 905. The details of BIOS.OneTimeBoot.OneTimeCustomBootStr attribute

|                         |                                            |
|-------------------------|--------------------------------------------|
| <b>Description</b>      | Configure the one time custom boot device. |
| <b>Legal Values</b>     | Custom device list                         |
| <b>Default Value</b>    | Not Applicable                             |
| <b>Write Privilege</b>  | Server Control                             |
| <b>License Required</b> | iDRAC Express or iDRAC Enterprise          |

|                   |                                                                                                                |
|-------------------|----------------------------------------------------------------------------------------------------------------|
| <b>Dependency</b> | Read Only if OneTimeBootMode is set to Disabled or set to OneTimeBootSeq, OneTimeHddSeq, or OneTimeUefiBootSeq |
|-------------------|----------------------------------------------------------------------------------------------------------------|

## BIOS.OneTimeBoot.OneTimeHddSeqDev (Read or Write)

Table 906. The details of BIOS.OneTimeBoot.OneTimeHddSeqDev attribute

|                         |                                                                 |
|-------------------------|-----------------------------------------------------------------|
| <b>Description</b>      | Configure the one time Hard Disk Drive (HDD) sequence for BIOS. |
| <b>Legal Values</b>     | RAID FQDD                                                       |
| <b>Default Value</b>    | Not Applicable                                                  |
| <b>Write Privilege</b>  | Server Control                                                  |
| <b>License Required</b> | iDRAC Express or iDRAC Enterprise                               |
| <b>Dependency</b>       | Read Only if OneTimeBootMode is not set to OneTimeHddSeq        |

## BIOS.OneTimeBoot.OneTimeUefiBootSeqDev (Read or Write)

Table 907. The details of BIOS.OneTimeBoot.OneTimeUefiBootSeqDev attribute

|                         |                                                               |
|-------------------------|---------------------------------------------------------------|
| <b>Description</b>      | Configure the one time UEFI Boot Sequence device.             |
| <b>Legal Values</b>     | NIC or Optical Device list                                    |
| <b>Default Value</b>    | Not Applicable                                                |
| <b>Write Privilege</b>  | Server Control                                                |
| <b>License Required</b> | iDRAC Express or iDRAC Enterprise                             |
| <b>Dependency</b>       | Read Only if OneTimeBootMode is not set to OneTimeUefiBootSeq |

## BIOS.ProcSettings

To configure the processor settings, use the objects in this group.

## BIOS.ProcSettings.CorePerfBoost (Read or Write)

Table 908. The details of BIOS.ProcSettings.CorePerfBoost attribute

|                         |                                                                                 |
|-------------------------|---------------------------------------------------------------------------------|
| <b>Description</b>      | Enables or disables CPU core performance booster.                               |
| <b>Legal Values</b>     | <ul style="list-style-type: none"> <li>· Enabled</li> <li>· Disabled</li> </ul> |
| <b>Default Value</b>    | Not Applicable                                                                  |
| <b>Write Privilege</b>  | Server Control                                                                  |
| <b>License Required</b> | iDRAC Express or iDRAC Enterprise                                               |
| <b>Dependency</b>       | None                                                                            |

## BIOS.ProcSettings.DataReuse (Read or Write)

Table 909. The details of BIOS.ProcSettings.DataReuse attribute

|                         |                                                                              |
|-------------------------|------------------------------------------------------------------------------|
| <b>Description</b>      | Enables or disables data reuse in cache.                                     |
| <b>Legal Values</b>     | <ul style="list-style-type: none"><li>· Enabled</li><li>· Disabled</li></ul> |
| <b>Default Value</b>    | Not Applicable                                                               |
| <b>Write Privilege</b>  | Server Control                                                               |
| <b>License Required</b> | iDRAC Express or iDRAC Enterprise                                            |
| <b>Dependency</b>       | None                                                                         |

## BIOS.ProcSettings.DculpPrefetcher (Read or Write)

Table 910. The details of BIOS.ProcSettings.DculpPrefetcher attribute

|                         |                                                                              |
|-------------------------|------------------------------------------------------------------------------|
| <b>Description</b>      | Enables or disables Data Cache Unit (DCU) IP Prefetcher.                     |
| <b>Legal Values</b>     | <ul style="list-style-type: none"><li>· Enabled</li><li>· Disabled</li></ul> |
| <b>Default Value</b>    | Not Applicable                                                               |
| <b>Write Privilege</b>  | Server Control                                                               |
| <b>License Required</b> | iDRAC Express or iDRAC Enterprise                                            |
| <b>Dependency</b>       | None                                                                         |

## BIOS.ProcSettings.DcuStreamerPrefetcher (Read or Write)

Table 911. The details of BIOS.ProcSettings.DcuStreamerPrefetcher attribute

|                         |                                                                              |
|-------------------------|------------------------------------------------------------------------------|
| <b>Description</b>      | Enables or disables Data Cache Unit (DCU) Streamer Prefetcher.               |
| <b>Legal Values</b>     | <ul style="list-style-type: none"><li>· Enabled</li><li>· Disabled</li></ul> |
| <b>Default Value</b>    | Not Applicable                                                               |
| <b>Write Privilege</b>  | Server Control                                                               |
| <b>License Required</b> | iDRAC Express or iDRAC Enterprise                                            |
| <b>Dependency</b>       | None                                                                         |

## BIOS.ProcSettings.DmaVirtualization (Read or Write)

Table 912. The details of BIOS.ProcSettings.DmaVirtualization attribute

|                    |                                                                                               |
|--------------------|-----------------------------------------------------------------------------------------------|
| <b>Description</b> | Enables or disables hardware capabilities for DMA remapping and virtualization are available. |
|--------------------|-----------------------------------------------------------------------------------------------|

|                         |                                                                                 |
|-------------------------|---------------------------------------------------------------------------------|
| <b>Legal Values</b>     | <ul style="list-style-type: none"> <li>· Enabled</li> <li>· Disabled</li> </ul> |
| <b>Default Value</b>    | Not Applicable                                                                  |
| <b>Write Privilege</b>  | Server Control                                                                  |
| <b>License Required</b> | iDRAC Express or iDRAC Enterprise                                               |
| <b>Dependency</b>       | None                                                                            |

## BIOS.ProcSettings.DynamicCoreAllocation (Read or Write)

**Table 913. The details of BIOS.ProcSettings.DynamicCoreAllocation attribute**

|                         |                                                                                                                                          |
|-------------------------|------------------------------------------------------------------------------------------------------------------------------------------|
| <b>Description</b>      | Enables or disables the operating system capability to set the logical processors in idle state which helps to reduce power consumption. |
| <b>Legal Values</b>     | <ul style="list-style-type: none"> <li>· Enabled</li> <li>· Disabled</li> </ul>                                                          |
| <b>Default Value</b>    | Not Applicable                                                                                                                           |
| <b>Write Privilege</b>  | Server Control                                                                                                                           |
| <b>License Required</b> | iDRAC Express or iDRAC Enterprise                                                                                                        |
| <b>Dependency</b>       | None                                                                                                                                     |


## BIOS.ProcSettings.LogicalProc (Read or Write)

**Table 914. The details of BIOS.ProcSettings.LogicalProc attribute**

|                         |                                                                                               |
|-------------------------|-----------------------------------------------------------------------------------------------|
| <b>Description</b>      | To enable report all logical processors and to disable report one logical processor per core. |
| <b>Legal Values</b>     | <ul style="list-style-type: none"> <li>· Enabled</li> <li>· Disabled</li> </ul>               |
| <b>Default Value</b>    | Not Applicable                                                                                |
| <b>Write Privilege</b>  | Server Control                                                                                |
| <b>License Required</b> | iDRAC Express or iDRAC Enterprise                                                             |
| <b>Dependency</b>       | None                                                                                          |

## BIOS.ProcSettings.PerfMonitorDevices (Read or Write)

**Table 915. The details of BIOS.ProcSettings.PerfMonitorDevices attribute**

|                      |                                                                                                                                                                                                                                                                                                                                                               |
|----------------------|---------------------------------------------------------------------------------------------------------------------------------------------------------------------------------------------------------------------------------------------------------------------------------------------------------------------------------------------------------------|
| <b>Description</b>   | <p>Allows to enable or disable the performance monitoring devices. When set to <code>Enabled</code>, the performance monitoring devices are visible to the operating system.</p> <p> <b>NOTE: The Performance Monitor Devices field is set to Disabled by default.</b></p> |
| <b>Legal Values</b>  | <ul style="list-style-type: none"> <li>· Enabled</li> <li>· Disabled</li> </ul>                                                                                                                                                                                                                                                                               |
| <b>Default Value</b> | Disabled                                                                                                                                                                                                                                                                                                                                                      |



|                         |                                   |
|-------------------------|-----------------------------------|
| <b>Write Privilege</b>  | Server Control                    |
| <b>License Required</b> | iDRAC Express or iDRAC Enterprise |
| <b>Dependency</b>       | None                              |


## BIOS.ProcSettings.Proc1Brand (Read or Write)

Table 916. The details of BIOS.ProcSettings.Proc1Brand attribute

|                         |                                    |
|-------------------------|------------------------------------|
| <b>Description</b>      | Provides the processor brand name. |
| <b>Legal Values</b>     | None                               |
| <b>Default Value</b>    | Not Applicable                     |
| <b>Write Privilege</b>  | Server Control                     |
| <b>License Required</b> | iDRAC Express or iDRAC Enterprise  |
| <b>Dependency</b>       | None                               |

## BIOS.ProcSettings.Proc1ControlledTurbo (Read or Write)

Table 917. The details of BIOS.ProcSettings.Proc1ControlledTurbo attribute

|                         |                                                                                                                                                                                                                |
|-------------------------|----------------------------------------------------------------------------------------------------------------------------------------------------------------------------------------------------------------|
| <b>Description</b>      | Controls the turbo engagement.<br> <b>NOTE: You can enable this option only when System Profile is set to Performance.</b>  |
| <b>Legal Values</b>     | <ul style="list-style-type: none"> <li>· Disabled</li> <li>· ControlledTurboLimit</li> <li>· ControlledTurboLimitMinus1</li> <li>· ControlledTurboLimitMinus2</li> <li>· ControlledTurboLimitMinus3</li> </ul> |
| <b>Default Value</b>    | Not Applicable                                                                                                                                                                                                 |
| <b>Write Privilege</b>  | Server Control                                                                                                                                                                                                 |
| <b>License Required</b> | iDRAC Express or iDRAC Enterprise                                                                                                                                                                              |
| <b>Dependency</b>       | None                                                                                                                                                                                                           |

## BIOS.ProcSettings.Proc1Id (Read or Write)

Table 918. The details of attribute BIOS.ProcSettings.Proc1Id

|                         |                                                            |
|-------------------------|------------------------------------------------------------|
| <b>Description</b>      | Provides the processor's family model and stepping values. |
| <b>Legal Values</b>     | None                                                       |
| <b>Default Value</b>    | Not Applicable                                             |
| <b>Write Privilege</b>  | Server Control                                             |
| <b>License Required</b> | iDRAC Express or iDRAC Enterprise                          |
| <b>Dependency</b>       | None                                                       |

## BIOS.ProcSettings.Proc1L2Cache (Read or Write)

Table 919. The details of BIOS.ProcSettings.Proc1L2Cache attribute

|                         |                                                        |
|-------------------------|--------------------------------------------------------|
| <b>Description</b>      | Amount of memory in the corresponding processor cache. |
| <b>Legal Values</b>     | None                                                   |
| <b>Default Value</b>    | Not Applicable                                         |
| <b>Write Privilege</b>  | Server Control                                         |
| <b>License Required</b> | iDRAC Express or iDRAC Enterprise                      |
| <b>Dependency</b>       | None                                                   |

## BIOS.ProcSettings.Proc1L3Cache (Read or Write)

Table 920. The details of BIOS.ProcSettings.Proc1L3Cache attribute

|                         |                                                        |
|-------------------------|--------------------------------------------------------|
| <b>Description</b>      | Amount of memory in the corresponding processor cache. |
| <b>Legal Values</b>     | None                                                   |
| <b>Default Value</b>    | Not Applicable                                         |
| <b>Write Privilege</b>  | Server Control                                         |
| <b>License Required</b> | iDRAC Express or iDRAC Enterprise                      |
| <b>Dependency</b>       | None                                                   |

## BIOS.ProcSettings.Proc1NumCores (Read or Write)

Table 921. The details of BIOS.ProcSettings.Proc1NumCores attribute

|                         |                                           |
|-------------------------|-------------------------------------------|
| <b>Description</b>      | Number of cores in the processor package. |
| <b>Legal Values</b>     | None                                      |
| <b>Default Value</b>    | Not Applicable                            |
| <b>Write Privilege</b>  | Server Control                            |
| <b>License Required</b> | iDRAC Express or iDRAC Enterprise         |
| <b>Dependency</b>       | None                                      |

## BIOS.ProcSettings.Proc2Brand (Read or Write)

Table 922. The details of BIOS.ProcSettings.Proc2Brand attribute


|                        |                                    |
|------------------------|------------------------------------|
| <b>Description</b>     | Provides the processor brand name. |
| <b>Legal Values</b>    | None                               |
| <b>Default Value</b>   | Not Applicable                     |
| <b>Write Privilege</b> | Server Control                     |

**License Required** iDRAC Express or iDRAC Enterprise

**Dependency** None

## BIOS.ProcSettings.Proc2ControlledTurbo (Read or Write)

**Table 923. The details of BIOS.ProcSettings.Proc2ControlledTurbo attribute**

|                         |                                                                                                                                                                                                             |
|-------------------------|-------------------------------------------------------------------------------------------------------------------------------------------------------------------------------------------------------------|
| <b>Description</b>      | Controls the turbo engagement.<br> <b>NOTE: You can enable this option only when System Profile is set to Performance.</b> |
| <b>Legal Values</b>     | <ul style="list-style-type: none"><li>· Disabled</li><li>· ControlledTurboLimit</li><li>· ControlledTurboLimitMinus1</li><li>· ControlledTurboLimitMinus2</li><li>· ControlledTurboLimitMinus3</li></ul>    |
| <b>Default Value</b>    | Not Applicable                                                                                                                                                                                              |
| <b>Write Privilege</b>  | Server Control                                                                                                                                                                                              |
| <b>License Required</b> | iDRAC Express or iDRAC Enterprise                                                                                                                                                                           |
| <b>Dependency</b>       | Not Applicable                                                                                                                                                                                              |

## BIOS.Procsettings.Proc2Cores

**Table 924. The details of BIOS.Procsettings.Proc2Cores attribute**

|                         |                                                                                                                                                           |
|-------------------------|-----------------------------------------------------------------------------------------------------------------------------------------------------------|
| <b>Description</b>      | Controls the number of enabled cores in each processor.                                                                                                   |
| <b>Legal Values</b>     | All, 1, 2, 4, 6, 8, 10, 12, 14, 16, 18, 20, 22, 24                                                                                                        |
| <b>Default Value</b>    | NA                                                                                                                                                        |
| <b>Write Privilege</b>  | Server control                                                                                                                                            |
| <b>License Required</b> | RACADM                                                                                                                                                    |
| <b>Dependency</b>       | Requires the DPAT Pro license to make it visible. It can be edited only if the <code>Number of Cores per Processor</code> is set to <code>Custom</code> . |

## BIOS.ProcSettings.Proc2Id (Read or Write)

**Table 925. The details of BIOS.ProcSettings.Proc2Id attribute**

|                         |                                               |
|-------------------------|-----------------------------------------------|
| <b>Description</b>      | Processor's family model and stepping values. |
| <b>Legal Values</b>     | None                                          |
| <b>Default Value</b>    | Not Applicable                                |
| <b>Write Privilege</b>  | Server Control                                |
| <b>License Required</b> | iDRAC Express or iDRAC Enterprise             |
| <b>Dependency</b>       | None                                          |

## BIOS.ProcSettings.Proc2L2Cache (Read or Write)

Table 926. The details of BIOS.ProcSettings.Proc2L2Cache attribute

|                         |                                                                                                  |
|-------------------------|--------------------------------------------------------------------------------------------------|
| <b>Description</b>      | AmountBIOS.ProcSettings.Proc2L2Cache (Read Only) of memory in the corresponding processor cache. |
| <b>Legal Values</b>     | None                                                                                             |
| <b>Default Value</b>    | Not Applicable                                                                                   |
| <b>Write Privilege</b>  | Server Control                                                                                   |
| <b>License Required</b> | iDRAC Express or iDRAC Enterprise                                                                |
| <b>Dependency</b>       | None                                                                                             |

## BIOS.ProcSettings.Proc2L3Cache (Read or Write)

Table 927. The details of BIOS.ProcSettings.Proc2L3Cache attribute

|                         |                                                        |
|-------------------------|--------------------------------------------------------|
| <b>Description</b>      | Amount of memory in the corresponding processor cache. |
| <b>Legal Values</b>     | None                                                   |
| <b>Default Value</b>    | Not Applicable                                         |
| <b>Write Privilege</b>  | Server Control                                         |
| <b>License Required</b> | iDRAC Express or iDRAC Enterprise                      |
| <b>Dependency</b>       | None                                                   |


## BIOS.ProcSettings.Proc3Brand (Read or Write)

Table 928. Details of the BIOS.ProcSettings.Proc3Brand attribute

|                         |                                                    |
|-------------------------|----------------------------------------------------|
| <b>Description</b>      | Brand text provided by the processor manufacturer. |
| <b>Legal Values</b>     | None                                               |
| <b>Default Value</b>    | Not Applicable                                     |
| <b>Write Privilege</b>  | Server Control                                     |
| <b>License Required</b> | iDRAC Express or iDRAC Enterprise                  |
| <b>Dependency</b>       | None                                               |

## BIOS.ProcSettings.Proc3ControlledTurbo (Read or Write)

Table 929. Details of the BIOS.ProcSettings.Proc3ControlledTurbo attribute

|                     |                                                                                                                                                                                                               |
|---------------------|---------------------------------------------------------------------------------------------------------------------------------------------------------------------------------------------------------------|
| <b>Description</b>  | Controls the turbo engagement.<br> <b>NOTE: You can enable this option only when System Profile is set to Performance.</b> |
| <b>Legal Values</b> | <ul style="list-style-type: none"><li>· Disabled</li><li>· ControlledTurboLimit</li><li>· ControlledTurboLimitMinus1</li></ul>                                                                                |

- ControlledTurboLimitMinus2
- ControlledTurboLimitMinus3

|                         |                                   |
|-------------------------|-----------------------------------|
| <b>Default Value</b>    | Not Applicable                    |
| <b>Write Privilege</b>  | Server Control                    |
| <b>License Required</b> | iDRAC Express or iDRAC Enterprise |
| <b>Dependency</b>       | None                              |

## BIOS.ProcSettings.Proc2NumCores (Read or Write)

**Table 930. Details of the BIOS.ProcSettings.Proc2NumCores attribute**

|                         |                                           |
|-------------------------|-------------------------------------------|
| <b>Description</b>      | Number of cores in the processor package. |
| <b>Legal Values</b>     | None                                      |
| <b>Default Value</b>    | Not Applicable                            |
| <b>Write Privilege</b>  | Server Control                            |
| <b>License Required</b> | iDRAC Express or iDRAC Enterprise         |
| <b>Dependency</b>       | None                                      |

## BIOS.ProcSettings.Proc3Cores

**Table 931. Details of the BIOS.ProcSettings.Proc3Cores attribute**

|                         |                                                                                                                                                           |
|-------------------------|-----------------------------------------------------------------------------------------------------------------------------------------------------------|
| <b>Description</b>      | Controls the number of enabled cores in each processor.                                                                                                   |
| <b>Legal Values</b>     | All, 1, 2, 4, 6, 8, 10, 12, 14, 16, 18, 20, 22, 24                                                                                                        |
| <b>Default Value</b>    | NA                                                                                                                                                        |
| <b>Write Privilege</b>  | Server control                                                                                                                                            |
| <b>License Required</b> | RACADM                                                                                                                                                    |
| <b>Dependency</b>       | Requires the DPAT Pro license to make it visible. It can be edited only if the <code>Number of Cores per Processor</code> is set to <code>Custom</code> . |

## BIOS.ProcSettings.Proc3Id (Read or Write)

**Table 932. Details of the BIOS.ProcSettings.Proc3Id attribute**

|                         |                                               |
|-------------------------|-----------------------------------------------|
| <b>Description</b>      | Processor's family model and stepping values. |
| <b>Legal Values</b>     | None                                          |
| <b>Default Value</b>    | Not Applicable                                |
| <b>Write Privilege</b>  | Server Control                                |
| <b>License Required</b> | iDRAC Express or iDRAC Enterprise             |
| <b>Dependency</b>       | None                                          |

## BIOS.ProcSettings.Proc3L2Cache (Read or Write)

Table 933. Details of the BIOS.ProcSettings.Proc3L2Cache attribute

|                         |                                                        |
|-------------------------|--------------------------------------------------------|
| <b>Description</b>      | Amount of memory in the corresponding processor cache. |
| <b>Legal Values</b>     | None                                                   |
| <b>Default Value</b>    | Not Applicable                                         |
| <b>Write Privilege</b>  | Server Control                                         |
| <b>License Required</b> | iDRAC Express or iDRAC Enterprise                      |
| <b>Dependency</b>       | None                                                   |

## BIOS.ProcSettings.Proc3L3Cache (Read or Write)

Table 934. Details of the BIOS.ProcSettings.Proc3L3Cache attribute

|                         |                                                        |
|-------------------------|--------------------------------------------------------|
| <b>Description</b>      | Amount of memory in the corresponding processor cache. |
| <b>Legal Values</b>     | None                                                   |
| <b>Default Value</b>    | Not Applicable                                         |
| <b>Write Privilege</b>  | Server Control                                         |
| <b>License Required</b> | iDRAC Express or iDRAC Enterprise                      |
| <b>Dependency</b>       | None                                                   |

## BIOS.ProcSettings.Proc3NumCores (Read or Write)

Table 935. Details of the BIOS.ProcSettings.Proc3NumCoresattribute

|                         |                                           |
|-------------------------|-------------------------------------------|
| <b>Description</b>      | Number of cores in the processor package. |
| <b>Legal Values</b>     | None                                      |
| <b>Default Value</b>    | Not Applicable                            |
| <b>Write Privilege</b>  | Server Control                            |
| <b>License Required</b> | iDRAC Express or iDRAC Enterprise         |
| <b>Dependency</b>       | None                                      |

## BIOS.ProcSettings.Proc4Brand (Read or Write)

Table 936. Details of the BIOS.ProcSettings.Proc4Brand attribute


|                        |                                                |
|------------------------|------------------------------------------------|
| <b>Description</b>     | The processor manufacturer provides brand text |
| <b>Legal Values</b>    | None                                           |
| <b>Default Value</b>   | Not Applicable                                 |
| <b>Write Privilege</b> | Server Control                                 |

**License Required** iDRAC Express or iDRAC Enterprise

**Dependency** None

## BIOS.ProcSettings.Proc4ControlledTurbo (Read or Write)

**Table 937. Details of the BIOS.ProcSettings.Proc4ControlledTurbo attribute**

|                         |                                                                                                                                                                                                             |
|-------------------------|-------------------------------------------------------------------------------------------------------------------------------------------------------------------------------------------------------------|
| <b>Description</b>      | Controls the turbo engagement.<br> <b>NOTE: You can enable this option only when System Profile is set to Performance.</b> |
| <b>Legal Values</b>     | <ul style="list-style-type: none"><li>· Disabled</li><li>· ControlledTurboLimit</li><li>· ControlledTurboLimitMinus1</li><li>· ControlledTurboLimitMinus2</li><li>· ControlledTurboLimitMinus4</li></ul>    |
| <b>Default Value</b>    | Not Applicable                                                                                                                                                                                              |
| <b>Write Privilege</b>  | Server Control                                                                                                                                                                                              |
| <b>License Required</b> | iDRAC Express or iDRAC Enterprise                                                                                                                                                                           |
| <b>Dependency</b>       | Not Applicable                                                                                                                                                                                              |

## BIOS.Procsettings.Proc4Cores

**Table 938. Details of the BIOS.Procsettings.Proc4Cores attribute**

|                         |                                                                                                                                                           |
|-------------------------|-----------------------------------------------------------------------------------------------------------------------------------------------------------|
| <b>Description</b>      | Controls the number of enabled cores in each processor.                                                                                                   |
| <b>Legal Values</b>     | All, 1, 2, 4, 6, 8, 10, 12, 14, 16, 18, 20, 22, 24                                                                                                        |
| <b>Default Value</b>    | NA                                                                                                                                                        |
| <b>Write Privilege</b>  | Server control                                                                                                                                            |
| <b>License Required</b> | RACADM                                                                                                                                                    |
| <b>Dependency</b>       | Requires the DPAT Pro license to make it visible. It can be edited only if the <code>Number of Cores per Processor</code> is set to <code>Custom</code> . |

## BIOS.ProcSettings.Proc4Id (Read or Write)

**Table 939. Details of the BIOS.ProcSettings.Proc4Id attribute**

|                         |                                               |
|-------------------------|-----------------------------------------------|
| <b>Description</b>      | Processor's family model and stepping values. |
| <b>Legal Values</b>     | None                                          |
| <b>Default Value</b>    | Not Applicable                                |
| <b>Write Privilege</b>  | Server Control                                |
| <b>License Required</b> | iDRAC Express or iDRAC Enterprise             |
| <b>Dependency</b>       | None                                          |

## BIOS.ProcSettings.Proc4L2Cache (Read or Write)

Table 940. Details of the BIOS.ProcSettings.Proc4L2Cache attribute

|                         |                                                        |
|-------------------------|--------------------------------------------------------|
| <b>Description</b>      | Amount of memory in the corresponding processor cache. |
| <b>Legal Values</b>     | None                                                   |
| <b>Default Value</b>    | Not Applicable                                         |
| <b>Write Privilege</b>  | Server Control                                         |
| <b>License Required</b> | iDRAC Express or iDRAC Enterprise                      |
| <b>Dependency</b>       | None                                                   |

## BIOS.ProcSettings.Proc4L3Cache (Read or Write)

Table 941. Details of the BIOS.ProcSettings.Proc4L3Cache attribute

|                         |                                                        |
|-------------------------|--------------------------------------------------------|
| <b>Description</b>      | Amount of memory in the corresponding processor cache. |
| <b>Legal Values</b>     | None                                                   |
| <b>Default Value</b>    | Not Applicable                                         |
| <b>Write Privilege</b>  | Server Control                                         |
| <b>License Required</b> | iDRAC Express or iDRAC Enterprise                      |
| <b>Dependency</b>       | None                                                   |

## BIOS.ProcSettings.Proc4NumCores (Read or Write)

Table 942. Details of the BIOS.ProcSettings.Proc4NumCores attribute

|                         |                                           |
|-------------------------|-------------------------------------------|
| <b>Description</b>      | Number of cores in the processor package. |
| <b>Legal Values</b>     | None                                      |
| <b>Default Value</b>    | Not Applicable                            |
| <b>Write Privilege</b>  | Server Control                            |
| <b>License Required</b> | iDRAC Express or iDRAC Enterprise         |
| <b>Dependency</b>       | None                                      |

## BIOS.ProcSettings.Proc64bit (Read or Write)

Table 943. Details of the BIOS.ProcSettings.Proc64bit attribute

|                        |                                                                       |
|------------------------|-----------------------------------------------------------------------|
| <b>Description</b>     | Specifies whether the installed processors support 64-bit extensions. |
| <b>Legal Values</b>    | None                                                                  |
| <b>Default Value</b>   | Not Applicable                                                        |
| <b>Write Privilege</b> | Server Control                                                        |



**License Required** iDRAC Express or iDRAC Enterprise

**Dependency** None

## BIOS.ProcSettings.ProcAdjCacheLine (Read or Write)

**Table 944. Details of the BIOS.ProcSettings.ProcAdjCacheLine attribute**

|                         |                                                                                                                         |
|-------------------------|-------------------------------------------------------------------------------------------------------------------------|
| <b>Description</b>      | Enables or disables the system optimization for applications that require high utilization of sequential memory access. |
| <b>Legal Values</b>     | <ul style="list-style-type: none"><li>· Enabled</li><li>· Disabled</li></ul>                                            |
| <b>Default Value</b>    | Not Applicable                                                                                                          |
| <b>Write Privilege</b>  | Server Control                                                                                                          |
| <b>License Required</b> | iDRAC Express or iDRAC Enterprise                                                                                       |
| <b>Dependency</b>       | None                                                                                                                    |

## BIOS.ProcSettings.ProcBusSpeed (Read or Write)

**Table 945. Details of the BIOS.ProcSettings.ProcBusSpeed attribute**

|                         |                                   |
|-------------------------|-----------------------------------|
| <b>Description</b>      | Bus speed of the processor.       |
| <b>Legal Values</b>     | None                              |
| <b>Default Value</b>    | Not Applicable                    |
| <b>Write Privilege</b>  | Server Control                    |
| <b>License Required</b> | iDRAC Express or iDRAC Enterprise |
| <b>Dependency</b>       | None                              |

## BIOS.ProcSettings.ProcConfigTdp (Read or Write)

**Table 946. Details of the BIOS.ProcSettings.ProcConfigTdp attribute**

|                         |                                                                                             |
|-------------------------|---------------------------------------------------------------------------------------------|
| <b>Description</b>      | Allows to re-configure the Thermal Design Power (TDP) to lower levels.                      |
| <b>Legal Values</b>     | <ul style="list-style-type: none"><li>· Nominal</li><li>· Level1</li><li>· Level2</li></ul> |
| <b>Default Value</b>    | Not Applicable                                                                              |
| <b>Write Privilege</b>  | Server Control                                                                              |
| <b>License Required</b> | iDRAC Express or iDRAC Enterprise                                                           |
| <b>Dependency</b>       | Not Applicable                                                                              |

## BIOS.ProcSettings.ProcCores (Read or Write)

Table 947. Details of the BIOS.ProcSettings.ProcCores attribute

|                         |                                                                                                                                                                                        |
|-------------------------|----------------------------------------------------------------------------------------------------------------------------------------------------------------------------------------|
| <b>Description</b>      | Controls the number of enabled cores in each processor.                                                                                                                                |
| <b>Legal Values</b>     | <ul style="list-style-type: none"><li>· Single</li><li>· All</li><li>· 1</li><li>· 2</li><li>· 4</li><li>· 6</li><li>· 8</li><li>· 10</li><li>· 12</li><li>· 14</li><li>· 16</li></ul> |
| <b>Default Value</b>    | Not Applicable                                                                                                                                                                         |
| <b>Write Privilege</b>  | Server Control                                                                                                                                                                         |
| <b>License Required</b> | iDRAC Express or iDRAC Enterprise                                                                                                                                                      |
| <b>Dependency</b>       | None                                                                                                                                                                                   |

## BIOS.ProcSettings.ProcCoreSpeed (Read or Write)

Table 948. Details of the BIOS.ProcSettings.ProcCoreSpeed attribute

|                         |                                   |
|-------------------------|-----------------------------------|
| <b>Description</b>      | Clock speed of the processor.     |
| <b>Legal Values</b>     | None                              |
| <b>Default Value</b>    | Not Applicable                    |
| <b>Write Privilege</b>  | Server Control                    |
| <b>License Required</b> | iDRAC Express or iDRAC Enterprise |
| <b>Dependency</b>       | None                              |

## BIOS.ProcSettings.ProcDramPrefetcher (Read or Write)

Table 949. Details of the BIOS.ProcSettings.ProcDramPrefetcher attribute

|                         |                                                                                                                                         |
|-------------------------|-----------------------------------------------------------------------------------------------------------------------------------------|
| <b>Description</b>      | Enable to turn on the DRAM prefetch unit in the Northbridge. Disable to prevent DRAM references from triggering DRAM prefetch requests. |
| <b>Legal Values</b>     | <ul style="list-style-type: none"><li>· Enabled</li><li>· Disabled</li></ul>                                                            |
| <b>Default Value</b>    | Not Applicable                                                                                                                          |
| <b>Write Privilege</b>  | Server Control                                                                                                                          |
| <b>License Required</b> | iDRAC Express or iDRAC Enterprise                                                                                                       |
| <b>Dependency</b>       | None                                                                                                                                    |

## BIOS.ProcSettings.ProcExecuteDisable (Read or Write)

Table 950. Details of the BIOS.ProcSettings.ProcExecuteDisable attribute

|                         |                                                                                        |
|-------------------------|----------------------------------------------------------------------------------------|
| <b>Description</b>      | Specifies whether Execute Disable Memory Protection Technology is enabled or disabled. |
| <b>Legal Values</b>     | <ul style="list-style-type: none"><li>· Enabled</li><li>· Disabled</li></ul>           |
| <b>Default Value</b>    | Not Applicable                                                                         |
| <b>Write Privilege</b>  | Server Control                                                                         |
| <b>License Required</b> | iDRAC Express or iDRAC Enterprise                                                      |
| <b>Dependency</b>       | None                                                                                   |

## BIOS.ProcSettings.ProcHpcMode (Read or Write)

Table 951. Details of the BIOS.ProcSettings.ProcHpcMode attribute

|                         |                                                                              |
|-------------------------|------------------------------------------------------------------------------|
| <b>Description</b>      | Configure processor's HPC mode.                                              |
| <b>Legal Values</b>     | <ul style="list-style-type: none"><li>· Enabled</li><li>· Disabled</li></ul> |
| <b>Default Value</b>    | Not Applicable                                                               |
| <b>Write Privilege</b>  | Server Control                                                               |
| <b>License Required</b> | iDRAC Express or iDRAC Enterprise                                            |
| <b>Dependency</b>       | None                                                                         |

## BIOS.ProcSettings.ProcHtAssist (Read or Write)

Table 952. Details of the BIOS.ProcSettings.ProcHtAssist attribute

|                         |                                                                                                                                            |
|-------------------------|--------------------------------------------------------------------------------------------------------------------------------------------|
| <b>Description</b>      | When enabled it provides filtering of broadcast probes to improve HyperTransport I/O Link bandwidth and performance on multi-node systems. |
| <b>Legal Values</b>     | <ul style="list-style-type: none"><li>· Enabled</li><li>· Disabled</li></ul>                                                               |
| <b>Default Value</b>    | Not Applicable                                                                                                                             |
| <b>Write Privilege</b>  | Server Control                                                                                                                             |
| <b>License Required</b> | iDRAC Express or iDRAC Enterprise                                                                                                          |
| <b>Dependency</b>       | None                                                                                                                                       |

## BIOS.ProcSettings.ProcHwPrefetcher (Read or Write)

Table 953. Details of the BIOS.ProcSettings.ProcHwPrefetcher attribute

|                    |                                                                                             |
|--------------------|---------------------------------------------------------------------------------------------|
| <b>Description</b> | When enabled, the processor is able to prefetch extra cache lines for every memory request. |
|--------------------|---------------------------------------------------------------------------------------------|

|                         |                                                                                 |
|-------------------------|---------------------------------------------------------------------------------|
| <b>Legal Values</b>     | <ul style="list-style-type: none"> <li>· Enabled</li> <li>· Disabled</li> </ul> |
| <b>Default Value</b>    | Not Applicable                                                                  |
| <b>Write Privilege</b>  | Server Control                                                                  |
| <b>License Required</b> | iDRAC Express or iDRAC Enterprise                                               |
| <b>Dependency</b>       | None                                                                            |

## BIOS.ProcSettings.ProcHyperTransport (Read or Write)

**Table 954. Details of the BIOS.ProcSettings.ProcHyperTransport attribute**

|                         |                                                                        |
|-------------------------|------------------------------------------------------------------------|
| <b>Description</b>      | Specifies the supported HyperTransport I/O Link Specification.         |
| <b>Legal Values</b>     | <ul style="list-style-type: none"> <li>· HT1</li> <li>· HT3</li> </ul> |
| <b>Default Value</b>    | Not Applicable                                                         |
| <b>Write Privilege</b>  | Server Control                                                         |
| <b>License Required</b> | iDRAC Express or iDRAC Enterprise                                      |
| <b>Dependency</b>       | None                                                                   |

## BIOS.ProcSettings.ProcSoftwarePrefetcher (Read or Write)

**Table 955. Details of the BIOS.ProcSettings.ProcSoftwarePrefetcher attribute**

|                         |                                                                                                                               |
|-------------------------|-------------------------------------------------------------------------------------------------------------------------------|
| <b>Description</b>      | Enables or disables the hardware prefetcher for considering software prefetches when detecting strides for prefetch requests. |
| <b>Legal Values</b>     | <ul style="list-style-type: none"> <li>· Enabled</li> <li>· Disabled</li> </ul>                                               |
| <b>Default Value</b>    | Not Applicable                                                                                                                |
| <b>Write Privilege</b>  | Server Control                                                                                                                |
| <b>License Required</b> | iDRAC Express or iDRAC Enterprise                                                                                             |
| <b>Dependency</b>       | None                                                                                                                          |

## BIOS.ProcSettings.ProcVirtualization (Read or Write)


**Table 956. Details of the BIOS.ProcSettings.ProcVirtualization attribute**

|                      |                                                                                                                 |
|----------------------|-----------------------------------------------------------------------------------------------------------------|
| <b>Description</b>   | When enabled, the additional hardware capabilities provided by virtualization technology are available for use. |
| <b>Legal Values</b>  | <ul style="list-style-type: none"> <li>· Enabled</li> <li>· Disabled</li> </ul>                                 |
| <b>Default Value</b> | Not Applicable                                                                                                  |

|                         |                                   |
|-------------------------|-----------------------------------|
| <b>Write Privilege</b>  | Server Control                    |
| <b>License Required</b> | iDRAC Express or iDRAC Enterprise |
| <b>Dependency</b>       | None                              |

## BIOS.ProcSettings.ProcX2Apic (Read or Write)

Table 957. Details of the BIOS.ProcSettings.ProcX2Apic attribute

|                         |                                                                                                                                                                                                                                      |
|-------------------------|--------------------------------------------------------------------------------------------------------------------------------------------------------------------------------------------------------------------------------------|
| <b>Description</b>      | Enables or disables the X2APIC mode.<br> <b>NOTE: To enable BIOS.ProcSettings.ProcX2Apic, you must enable BIOS.ProcSettings.ProcVirtualization.</b> |
| <b>Legal Values</b>     | <ul style="list-style-type: none"> <li>· Enabled</li> <li>· Disabled</li> </ul>                                                                                                                                                      |
| <b>Default Value</b>    | Disabled                                                                                                                                                                                                                             |
| <b>Write Privilege</b>  | Server Control                                                                                                                                                                                                                       |
| <b>License Required</b> | iDRAC Express or iDRAC Enterprise                                                                                                                                                                                                    |
| <b>Dependency</b>       | Read Only if the ProcVirtualization attribute is set to Disabled.                                                                                                                                                                    |

## BIOS.ProcSettings.QpiBandwidthPriority (Read or Write)

Table 958. Details of the BIOS.ProcSettings.QpiBandwidthPriority attribute

|                         |                                                                                    |
|-------------------------|------------------------------------------------------------------------------------|
| <b>Description</b>      | Sets the bandwidth priority to compute (default) or I/O.                           |
| <b>Legal Values</b>     | <ul style="list-style-type: none"> <li>· InputOutput</li> <li>· Compute</li> </ul> |
| <b>Default Value</b>    | Not Applicable                                                                     |
| <b>Write Privilege</b>  | Server Control                                                                     |
| <b>License Required</b> | iDRAC Express or iDRAC Enterprise                                                  |
| <b>Dependency</b>       | None                                                                               |

## BIOS.ProcSettings.QpiSpeed (Read or Write)

Table 959. Details of the BIOS.ProcSettings.QpiSpeed attribute

|                         |                                                                                                                       |
|-------------------------|-----------------------------------------------------------------------------------------------------------------------|
| <b>Description</b>      | Controls QuickPath Interconnect data rate settings.                                                                   |
| <b>Legal Values</b>     | <ul style="list-style-type: none"> <li>· MaxDataRate</li> <li>· 8 GTps</li> <li>· 7 GTps</li> <li>· 6 GTps</li> </ul> |
| <b>Default Value</b>    | Not Applicable                                                                                                        |
| <b>Write Privilege</b>  | Server Control                                                                                                        |
| <b>License Required</b> | iDRAC Express or iDRAC Enterprise                                                                                     |
| <b>Dependency</b>       | None                                                                                                                  |

## BIOS.ProcSettings.RtidSetting (Read or Write)

Table 960. Details of the BIOS.ProcSettings.RtidSetting attribute

|                         |                                                                                             |
|-------------------------|---------------------------------------------------------------------------------------------|
| <b>Description</b>      | Allocates more RTIDs to the remote socket increasing cache performance between the sockets. |
| <b>Legal Values</b>     | <ul style="list-style-type: none"><li>· Enabled</li><li>· Disabled</li></ul>                |
| <b>Default Value</b>    | Not Applicable                                                                              |
| <b>Write Privilege</b>  | Server Control                                                                              |
| <b>License Required</b> | iDRAC Express or iDRAC Enterprise                                                           |
| <b>Dependency</b>       | None                                                                                        |

## BIOS.ProxyAttributes

The objects in this group manage the legacy boot protocol of LOM.

## BIOS.ProxyAttributes.EmbNicPortnBootproto (Read or Write)

Table 961. Details of the BIOS.ProxyAttributes.EmbNicPortnBootproto attribute

|                         |                                                                                                                                                                                                                                                                                                                                                                                                                                                                                     |
|-------------------------|-------------------------------------------------------------------------------------------------------------------------------------------------------------------------------------------------------------------------------------------------------------------------------------------------------------------------------------------------------------------------------------------------------------------------------------------------------------------------------------|
| <b>Description</b>      | <p>Controls the Legacy Boot Protocol of the LOM port specified by the Embedded NIC port. Assists in system management software and does not appear in system BIOS setup. The value of <i>n</i> can be 1–4.</p> <p>This attribute returns <code>Unknown</code> when read. The LOM port legacy boot protocol setting is not changed when <code>Unknown</code> is written. An error is displayed if written with a setting (None, PXE, or iSCSI) that is not supported by the LOM.</p> |
| <b>Legal Values</b>     | <ul style="list-style-type: none"><li>· Unknown</li><li>· None</li><li>· PXE</li><li>· ISCI</li></ul>                                                                                                                                                                                                                                                                                                                                                                               |
| <b>Default Value</b>    | Not Applicable                                                                                                                                                                                                                                                                                                                                                                                                                                                                      |
| <b>Write Privilege</b>  | Server Control                                                                                                                                                                                                                                                                                                                                                                                                                                                                      |
| <b>License Required</b> | iDRAC Express or iDRAC Enterprise                                                                                                                                                                                                                                                                                                                                                                                                                                                   |
| <b>Dependency</b>       | None                                                                                                                                                                                                                                                                                                                                                                                                                                                                                |

## BIOS.ProxyAttributes.IntNic1PortnBootproto (Read or Write)

Table 962. Details of the BIOS.ProxyAttributes.IntNic1PortnBootproto attribute

|                    |                                                                                                                                                                                                                                                                                                                                                                                                                                                                                                                         |
|--------------------|-------------------------------------------------------------------------------------------------------------------------------------------------------------------------------------------------------------------------------------------------------------------------------------------------------------------------------------------------------------------------------------------------------------------------------------------------------------------------------------------------------------------------|
| <b>Description</b> | <p>Controls the Legacy Boot Protocol of the LOM Port specified by the Embedded NIC port number Port. Assists for system management software use and does not appear in System BIOS Setup. For this attribute, the value of <i>n</i> can be 1-4.</p> <p>This attribute returns <code>Unknown</code> when read. The LOM port legacy boot protocol setting is not changed when <code>Unknown</code> is written. An error is returned if written with a setting (None, PXE, or iSCSI) that is not supported by the LOM.</p> |
|--------------------|-------------------------------------------------------------------------------------------------------------------------------------------------------------------------------------------------------------------------------------------------------------------------------------------------------------------------------------------------------------------------------------------------------------------------------------------------------------------------------------------------------------------------|

|                         |                                                                                                             |
|-------------------------|-------------------------------------------------------------------------------------------------------------|
| <b>Legal Values</b>     | <ul style="list-style-type: none"> <li>· Unknown</li> <li>· None</li> <li>· PXE</li> <li>· iSCSI</li> </ul> |
| <b>Default Value</b>    | Not Applicable                                                                                              |
| <b>Write Privilege</b>  | Server Control                                                                                              |
| <b>License Required</b> | iDRAC Express or iDRAC Enterprise                                                                           |
| <b>Dependency</b>       | None                                                                                                        |

## BIOS.PxeDev1Settings

The objects in this group manage the PXE device settings.

### BIOS.PxeDev1Settings.PxeDevnInterface (Read or Write)

**Table 963. Details of the BIOS.PxeDev1Settings.PxeDevnInterface attribute**

|                         |                                                                                                                                                            |
|-------------------------|------------------------------------------------------------------------------------------------------------------------------------------------------------|
| <b>Description</b>      | Indicates the NIC Interface used for the specified PXE device. For the attribute <code>PxeDevnInterface</code> , the value of <code>n</code> can be 1 — 4. |
| <b>Legal Values</b>     | None                                                                                                                                                       |
| <b>Default Value</b>    | Not Applicable                                                                                                                                             |
| <b>Write Privilege</b>  | Server Control                                                                                                                                             |
| <b>License Required</b> | iDRAC Express or iDRAC Enterprise                                                                                                                          |
| <b>Dependency</b>       | None                                                                                                                                                       |

### BIOS.PxeDev1Settings.PxeDevnProtocol (Read or Write)

**Table 964. Details of the BIOS.PxeDev1Settings.PxeDevnProtocol attribute**

|                         |                                                                                                                                                         |
|-------------------------|---------------------------------------------------------------------------------------------------------------------------------------------------------|
| <b>Description</b>      | Controls the PXE protocol used for the specified PXE device. For the attribute <code>PxeDevnProtocol</code> , the value of <code>n</code> can be 1 — 4. |
| <b>Legal Values</b>     | <ul style="list-style-type: none"> <li>· IPv4</li> <li>· IPv6</li> </ul>                                                                                |
| <b>Default Value</b>    | None                                                                                                                                                    |
| <b>Write Privilege</b>  | Server Control                                                                                                                                          |
| <b>License Required</b> | iDRAC Express or iDRAC Enterprise                                                                                                                       |
| <b>Dependency</b>       | None                                                                                                                                                    |

### BIOS.PxeDev1Settings.PxeDevnVlanEnDis (Read or Write)

**Table 965. Details of the BIOS.PxeDev1Settings.PxeDevnVlanEnDis attribute**

|                      |                                                                                                                                                                        |
|----------------------|------------------------------------------------------------------------------------------------------------------------------------------------------------------------|
| <b>Description</b>   | Indicates if the VLAN is enabled or disabled for the specified PXE device. For the attribute <code>PxeDevnVlanEnDis</code> , the value of <code>n</code> can be 1 — 4. |
| <b>Legal Values</b>  | <ul style="list-style-type: none"> <li>· Enabled</li> <li>· Disabled</li> </ul>                                                                                        |
| <b>Default Value</b> | None                                                                                                                                                                   |

|                         |                                   |
|-------------------------|-----------------------------------|
| <b>Write Privilege</b>  | Server Control                    |
| <b>License Required</b> | iDRAC Express or iDRAC Enterprise |
| <b>Dependency</b>       | None                              |

## BIOS.PxeDev1Settings.PxeDevnVlanId (Read or Write)

Table 966. Details of the BIOS.PxeDev1Settings.PxeDevnVlanId attribute

|                         |                                                                                                                                              |
|-------------------------|----------------------------------------------------------------------------------------------------------------------------------------------|
| <b>Description</b>      | Indicates the VLAN ID for the specified PXE device. For the attribute <code>PxeDevnVlanId</code> , the value of <code>n</code> can be 1 — 4. |
| <b>Legal Values</b>     | None                                                                                                                                         |
| <b>Default Value</b>    | Not Applicable                                                                                                                               |
| <b>Write Privilege</b>  | Server Control                                                                                                                               |
| <b>License Required</b> | iDRAC Express or iDRAC Enterprise                                                                                                            |
| <b>Dependency</b>       | None                                                                                                                                         |

## BIOS.PxeDev1Settings.PxeDevnVlanPriority (Read or Write)

Table 967. Details of the BIOS.PxeDev1Settings.PxeDevnVlanPriority attribute

|                         |                                                                                                                                                         |
|-------------------------|---------------------------------------------------------------------------------------------------------------------------------------------------------|
| <b>Description</b>      | Indicates the VLAN priority for the specific PXE device. For the attribute <code>PxeDevnVlanPriority</code> , the value of <code>n</code> can be 1 — 4. |
| <b>Legal Values</b>     | None                                                                                                                                                    |
| <b>Default Value</b>    | Not Applicable                                                                                                                                          |
| <b>Write Privilege</b>  | Server Control                                                                                                                                          |
| <b>License Required</b> | iDRAC Express or iDRAC Enterprise                                                                                                                       |
| <b>Dependency</b>       | None                                                                                                                                                    |

## BIOS.SataSettings

Use the objects in this group to configure the BIOS SATA settings.

## BIOS.SataSettings.eSataPort1 (Read or Write)

Table 968. Details of the BIOS.SataSettings.eSataPort1 attribute

|                         |                                                                         |
|-------------------------|-------------------------------------------------------------------------|
| <b>Description</b>      | Sets the drive type of the selected device.                             |
| <b>Legal Values</b>     | <ul style="list-style-type: none"> <li>· Off</li> <li>· Auto</li> </ul> |
| <b>Default Value</b>    | Not Applicable                                                          |
| <b>Write Privilege</b>  | Server Control                                                          |
| <b>License Required</b> | iDRAC Express or iDRAC Enterprise                                       |
| <b>Dependency</b>       | None                                                                    |



## BIOS.SataSettings.eSataPort1Capacity (Read or Write)

Table 969. Details of the BIOS.SataSettings.eSataPort1Capacity attribute

|                         |                                                   |
|-------------------------|---------------------------------------------------|
| <b>Description</b>      | Displays the total capacity of a hard-disk drive. |
| <b>Legal Values</b>     | None                                              |
| <b>Default Value</b>    | Not Applicable                                    |
| <b>Write Privilege</b>  | Server Control                                    |
| <b>License Required</b> | iDRAC Express or iDRAC Enterprise                 |
| <b>Dependency</b>       | None                                              |

## BIOS.SataSettings.eSataPort1DriveType (Read or Write)

Table 970. Details of the BIOS.SataSettings.eSataPort1DriveType attribute

|                         |                                                      |
|-------------------------|------------------------------------------------------|
| <b>Description</b>      | Indicates type of device attached to this SATA port. |
| <b>Legal Values</b>     | None                                                 |
| <b>Default Value</b>    | Not Applicable                                       |
| <b>Write Privilege</b>  | Server Control                                       |
| <b>License Required</b> | iDRAC Express or iDRAC Enterprise                    |
| <b>Dependency</b>       | None                                                 |

## BIOS.SataSettings.eSataPort1Model (Read or Write)

Table 971. Details of the BIOS.SataSettings.eSataPort1Model attribute

|                         |                                                  |
|-------------------------|--------------------------------------------------|
| <b>Description</b>      | Displays the drive model of the selected device. |
| <b>Legal Values</b>     | None                                             |
| <b>Default Value</b>    | Not Applicable                                   |
| <b>Write Privilege</b>  | Server Control                                   |
| <b>License Required</b> | iDRAC Express or iDRAC Enterprise                |
| <b>Dependency</b>       | None                                             |

## BIOS.SataSettings.SataPortA (Read or Write)

Table 972. Details of the attribute

|                      |                                                                      |
|----------------------|----------------------------------------------------------------------|
| <b>Description</b>   | Sets the drive type of the selected device.                          |
| <b>Legal Values</b>  | <ul style="list-style-type: none"><li>· Off</li><li>· Auto</li></ul> |
| <b>Default Value</b> | Not Applicable                                                       |

|                         |                                             |
|-------------------------|---------------------------------------------|
| <b>Write Privilege</b>  | Server Control                              |
| <b>License Required</b> | iDRAC Express or iDRAC Enterprise           |
| <b>Dependency</b>       | Read Only if EmbSata is not set to AtaMode. |

## BIOS.SataSettings.SataPortACapacity (Read or Write)

Table 973. Details of the BIOS.SataSettings.SataPortACapacity attribute

|                         |                                                   |
|-------------------------|---------------------------------------------------|
| <b>Description</b>      | Displays the total capacity of a hard-disk drive. |
| <b>Legal Values</b>     | None                                              |
| <b>Default Value</b>    | Not Applicable                                    |
| <b>Write Privilege</b>  | Server Control                                    |
| <b>License Required</b> | iDRAC Express or iDRAC Enterprise                 |
| <b>Dependency</b>       | None                                              |

## BIOS.SataSettings.SataPortADriveType (Read or Write)

Table 974. Details of the BIOS.SataSettings.SataPortADriveType attribute

|                         |                                                      |
|-------------------------|------------------------------------------------------|
| <b>Description</b>      | Indicates type of device attached to this SATA port. |
| <b>Legal Values</b>     | None                                                 |
| <b>Default Value</b>    | Not Applicable                                       |
| <b>Write Privilege</b>  | Server Control                                       |
| <b>License Required</b> | iDRAC Express or iDRAC Enterprise                    |
| <b>Dependency</b>       | None                                                 |

## BIOS.SataSettings.SataPortAModel (Read or Write)

Table 975. Details of the BIOS.SataSettings.SataPortAModelattribute

|                         |                                                  |
|-------------------------|--------------------------------------------------|
| <b>Description</b>      | Displays the drive model of the selected device. |
| <b>Legal Values</b>     | None                                             |
| <b>Default Value</b>    | Not Applicable                                   |
| <b>Write Privilege</b>  | Server Control                                   |
| <b>License Required</b> | iDRAC Express or iDRAC Enterprise                |
| <b>Dependency</b>       | None                                             |

## BIOS.SataSettings.SataPortB (Read or Write)

Table 976. Details of the BIOS.SataSettings.SataPortB attribute

|                         |                                                                      |
|-------------------------|----------------------------------------------------------------------|
| <b>Description</b>      | Sets the drive type of the selected device.                          |
| <b>Legal Values</b>     | <ul style="list-style-type: none"><li>· Off</li><li>· Auto</li></ul> |
| <b>Default Value</b>    | Not Applicable                                                       |
| <b>Write Privilege</b>  | Server Control                                                       |
| <b>License Required</b> | iDRAC Express or iDRAC Enterprise                                    |
| <b>Dependency</b>       | Read Only if EmbSata is not set to At aMode.                         |

## BIOS.SataSettings.SataPortBCapacity (Read or Write)

Table 977. Details of the BIOS.SataSettings.SataPortBCapacity attribute

|                         |                                                   |
|-------------------------|---------------------------------------------------|
| <b>Description</b>      | Displays the total capacity of a hard-disk drive. |
| <b>Legal Values</b>     | None                                              |
| <b>Default Value</b>    | Not Applicable                                    |
| <b>Write Privilege</b>  | Server Control                                    |
| <b>License Required</b> | iDRAC Express or iDRAC Enterprise                 |
| <b>Dependency</b>       | None                                              |

## BIOS.SataSettings.SataPortBDriveType (Read or Write)

Table 978. Details of the BIOS.SataSettings.SataPortBDriveType attribute

|                         |                                                      |
|-------------------------|------------------------------------------------------|
| <b>Description</b>      | Indicates type of device attached to this SATA port. |
| <b>Legal Values</b>     | None                                                 |
| <b>Default Value</b>    | Not Applicable                                       |
| <b>Write Privilege</b>  | Server Control                                       |
| <b>License Required</b> | iDRAC Express or iDRAC Enterprise                    |
| <b>Dependency</b>       | None                                                 |

## BIOS.SataSettings.SataPortBModel (Read or Write)

Table 979. Details of the BIOS.SataSettings.SataPortBModel attribute

|                      |                                                  |
|----------------------|--------------------------------------------------|
| <b>Description</b>   | Displays the drive model of the selected device. |
| <b>Legal Values</b>  | None                                             |
| <b>Default Value</b> | Not Applicable                                   |

|                         |                                   |
|-------------------------|-----------------------------------|
| <b>Write Privilege</b>  | Server Control                    |
| <b>License Required</b> | iDRAC Express or iDRAC Enterprise |
| <b>Dependency</b>       | None                              |

## BIOS.SataSettings.SataPortC (Read or Write)

**Table 980. Details of the BIOS.SataSettings.SataPortC attribute**

|                         |                                                                         |
|-------------------------|-------------------------------------------------------------------------|
| <b>Description</b>      | Sets the drive type of the selected device.                             |
| <b>Legal Values</b>     | <ul style="list-style-type: none"> <li>· Off</li> <li>· Auto</li> </ul> |
| <b>Default Value</b>    | Not Applicable                                                          |
| <b>Write Privilege</b>  | Server Control                                                          |
| <b>License Required</b> | iDRAC Express or iDRAC Enterprise                                       |
| <b>Dependency</b>       | Read Only if EmbSata is not set to AtaMode.                             |

## BIOS.SataSettings.SataPortCCapacity (Read or Write)

**Table 981. Details of the BIOS.SataSettings.SataPortCCapacity attribute**

|                         |                                                   |
|-------------------------|---------------------------------------------------|
| <b>Description</b>      | Displays the total capacity of a hard-disk drive. |
| <b>Legal Values</b>     | None                                              |
| <b>Default Value</b>    | Not Applicable                                    |
| <b>Write Privilege</b>  | Server Control                                    |
| <b>License Required</b> | iDRAC Express or iDRAC Enterprise                 |
| <b>Dependency</b>       | None                                              |

## BIOS.SataSettings.SataPortCDriveType (Read or Write)

**Table 982. Details of the BIOS.SataSettings.SataPortCDriveType attribute**

|                         |                                                      |
|-------------------------|------------------------------------------------------|
| <b>Description</b>      | Indicates type of device attached to this SATA port. |
| <b>Legal Values</b>     | None                                                 |
| <b>Default Value</b>    | Not Applicable                                       |
| <b>Write Privilege</b>  | Server Control                                       |
| <b>License Required</b> | iDRAC Express or iDRAC Enterprise                    |
| <b>Dependency</b>       | None                                                 |

## BIOS.SataSettings.SataPortCModel (Read or Write)

Table 983. Details of the BIOS.SataSettings.SataPortCModel attribute

|                         |                                                  |
|-------------------------|--------------------------------------------------|
| <b>Description</b>      | Displays the drive model of the selected device. |
| <b>Legal Values</b>     | None                                             |
| <b>Default Value</b>    | Not Applicable                                   |
| <b>Write Privilege</b>  | Server Control                                   |
| <b>License Required</b> | iDRAC Express or iDRAC Enterprise                |
| <b>Dependency</b>       | None                                             |

## BIOS.SataSettings.SataPortD (Read or Write)

Table 984. Details of the BIOS.SataSettings.SataPortD attribute

|                         |                                                                      |
|-------------------------|----------------------------------------------------------------------|
| <b>Description</b>      | Sets the drive type of the selected device.                          |
| <b>Legal Values</b>     | <ul style="list-style-type: none"><li>· Off</li><li>· Auto</li></ul> |
| <b>Default Value</b>    | Not Applicable                                                       |
| <b>Write Privilege</b>  | Server Control                                                       |
| <b>License Required</b> | iDRAC Express or iDRAC Enterprise                                    |
| <b>Dependency</b>       | Read Only if EmbSata is not set to AtaMode.                          |

## BIOS.SataSettings.SataPortDCapacity (Read or Write)

Table 985. Details of the BIOS.SataSettings.SataPortDCapacity attribute

|                         |                                                   |
|-------------------------|---------------------------------------------------|
| <b>Description</b>      | Displays the total capacity of a hard-disk drive. |
| <b>Legal Values</b>     | None                                              |
| <b>Default Value</b>    | Not Applicable                                    |
| <b>Write Privilege</b>  | Server Control                                    |
| <b>License Required</b> | iDRAC Express or iDRAC Enterprise                 |
| <b>Dependency</b>       | None                                              |

## BIOS.SataSettings.SataPortDDriveType (Read or Write)

Table 986. Details of the BIOS.SataSettings.SataPortDDriveType attribute

|                      |                                                      |
|----------------------|------------------------------------------------------|
| <b>Description</b>   | Indicates type of device attached to this SATA port. |
| <b>Legal Values</b>  | None                                                 |
| <b>Default Value</b> | Not Applicable                                       |

|                         |                                   |
|-------------------------|-----------------------------------|
| <b>Write Privilege</b>  | Server Control                    |
| <b>License Required</b> | iDRAC Express or iDRAC Enterprise |
| <b>Dependency</b>       | None                              |

## BIOS.SataSettings.SataPortDModel (Read or Write)

**Table 987. Details of the BIOS.SataSettings.SataPortDModel attribute**

|                         |                                                  |
|-------------------------|--------------------------------------------------|
| <b>Description</b>      | Displays the drive model of the selected device. |
| <b>Legal Values</b>     | None                                             |
| <b>Default Value</b>    | Not Applicable                                   |
| <b>Write Privilege</b>  | Server Control                                   |
| <b>License Required</b> | iDRAC Express or iDRAC Enterprise                |
| <b>Dependency</b>       | None                                             |

## BIOS.SataSettings.SataPortE (Read or Write)

**Table 988. Details of the BIOS.SataSettings.SataPortE attribute**

|                         |                                                                         |
|-------------------------|-------------------------------------------------------------------------|
| <b>Description</b>      | Sets the drive type of the selected device.                             |
| <b>Legal Values</b>     | <ul style="list-style-type: none"> <li>· Off</li> <li>· Auto</li> </ul> |
| <b>Default Value</b>    | Not Applicable                                                          |
| <b>Write Privilege</b>  | Server Control                                                          |
| <b>License Required</b> | iDRAC Express or iDRAC Enterprise                                       |
| <b>Dependency</b>       | Read Only if EmbSata is not set to AtaMode.                             |

## BIOS.SataSettings.SataPortECapacity (Read or Write)

**Table 989. Details of the BIOS.SataSettings.SataPortECapacity attribute**

|                         |                                                   |
|-------------------------|---------------------------------------------------|
| <b>Description</b>      | Displays the total capacity of a hard-disk drive. |
| <b>Legal Values</b>     | None                                              |
| <b>Default Value</b>    | Not Applicable                                    |
| <b>Write Privilege</b>  | Server Control                                    |
| <b>License Required</b> | iDRAC Express or iDRAC Enterprise                 |
| <b>Dependency</b>       | None                                              |

## BIOS.SataSettings.SataPortEDriveType (Read or Write)

Table 990. Details of the BIOS.SataSettings.SataPortEDriveType attribute

|                         |                                                      |
|-------------------------|------------------------------------------------------|
| <b>Description</b>      | Indicates type of device attached to this SATA port. |
| <b>Legal Values</b>     | None                                                 |
| <b>Default Value</b>    | Not Applicable                                       |
| <b>Write Privilege</b>  | Server Control                                       |
| <b>License Required</b> | iDRAC Express or iDRAC Enterprise                    |
| <b>Dependency</b>       | None                                                 |

## BIOS.SataSettings.SataPortEModel (Read or Write)

Table 991. Details of the BIOS.SataSettings.SataPortEModel attribute

|                         |                                                  |
|-------------------------|--------------------------------------------------|
| <b>Description</b>      | Displays the drive model of the selected device. |
| <b>Legal Values</b>     | None                                             |
| <b>Default Value</b>    | Not Applicable                                   |
| <b>Write Privilege</b>  | Server Control                                   |
| <b>License Required</b> | iDRAC Express or iDRAC Enterprise                |
| <b>Dependency</b>       | None                                             |

## BIOS.SataSettings.SataPortF (Read or Write)

Table 992. Details of the BIOS.SataSettings.SataPortF attribute

|                         |                                                                      |
|-------------------------|----------------------------------------------------------------------|
| <b>Description</b>      | Sets the drive type of the selected device.                          |
| <b>Legal Values</b>     | <ul style="list-style-type: none"><li>· Off</li><li>· Auto</li></ul> |
| <b>Default Value</b>    | Not Applicable                                                       |
| <b>Write Privilege</b>  | Server Control                                                       |
| <b>License Required</b> | iDRAC Express or iDRAC Enterprise                                    |
| <b>Dependency</b>       | Read Only if EmbSata is not set to AtaMode.                          |

## BIOS.SataSettings.SataPortFCapacity (Read or Write)

Table 993. Details of the BIOS.SataSettings.SataPortFCapacity attribute

|                      |                                                   |
|----------------------|---------------------------------------------------|
| <b>Description</b>   | Displays the total capacity of a hard-disk drive. |
| <b>Legal Values</b>  | None                                              |
| <b>Default Value</b> | Not Applicable                                    |

|                         |                                   |
|-------------------------|-----------------------------------|
| <b>Write Privilege</b>  | Server Control                    |
| <b>License Required</b> | iDRAC Express or iDRAC Enterprise |
| <b>Dependency</b>       | None                              |

## BIOS.SataSettings.SataPortFDriveType (Read or Write)

**Table 994. Details of the BIOS.SataSettings.SataPortFDriveType attribute**

|                         |                                                      |
|-------------------------|------------------------------------------------------|
| <b>Description</b>      | Indicates type of device attached to this SATA port. |
| <b>Legal Values</b>     | None                                                 |
| <b>Default Value</b>    | Not Applicable                                       |
| <b>Write Privilege</b>  | Server Control                                       |
| <b>License Required</b> | iDRAC Express or iDRAC Enterprise                    |
| <b>Dependency</b>       | None                                                 |

## BIOS.SataSettings.SataPortFModel (Read or Write)

**Table 995. Details of the BIOS.SataSettings.SataPortFModel attribute**

|                         |                                                  |
|-------------------------|--------------------------------------------------|
| <b>Description</b>      | Displays the drive model of the selected device. |
| <b>Legal Values</b>     | None                                             |
| <b>Default Value</b>    | Not Applicable                                   |
| <b>Write Privilege</b>  | Server Control                                   |
| <b>License Required</b> | iDRAC Express or iDRAC Enterprise                |
| <b>Dependency</b>       | None                                             |

## BIOS.SataSettings.SataPortG (Read or Write)

**Table 996. Details of the BIOS.SataSettings.SataPortG attribute**

|                         |                                                                         |
|-------------------------|-------------------------------------------------------------------------|
| <b>Description</b>      | Sets the drive type of the selected device.                             |
| <b>Legal Values</b>     | <ul style="list-style-type: none"> <li>· Off</li> <li>· Auto</li> </ul> |
| <b>Default Value</b>    | Not Applicable                                                          |
| <b>Write Privilege</b>  | Server Control                                                          |
| <b>License Required</b> | iDRAC Express or iDRAC Enterprise                                       |
| <b>Dependency</b>       | Read Only if EmbSata is not set to AtaMode.                             |



## BIOS.SataSettings.SataPortGCapacity (Read or Write)

Table 997. Details of the BIOS.SataSettings.SataPortGCapacity attribute

|                         |                                                   |
|-------------------------|---------------------------------------------------|
| <b>Description</b>      | Displays the total capacity of a hard-disk drive. |
| <b>Legal Values</b>     | None                                              |
| <b>Default Value</b>    | Not Applicable                                    |
| <b>Write Privilege</b>  | Server Control                                    |
| <b>License Required</b> | iDRAC Express or iDRAC Enterprise                 |
| <b>Dependency</b>       | None                                              |

## BIOS.SataSettings.SataPortGDriveType (Read or Write)

Table 998. Details of the BIOS.SataSettings.SataPortGDriveType attribute

|                         |                                                      |
|-------------------------|------------------------------------------------------|
| <b>Description</b>      | Indicates type of device attached to this SATA port. |
| <b>Legal Values</b>     | None                                                 |
| <b>Default Value</b>    | Not Applicable                                       |
| <b>Write Privilege</b>  | Server Control                                       |
| <b>License Required</b> | iDRAC Express or iDRAC Enterprise                    |
| <b>Dependency</b>       | None                                                 |

## BIOS.SataSettings.SataPortGModel (Read or Write)

Table 999. Details of the BIOS.SataSettings.SataPortGModel attribute

|                         |                                                  |
|-------------------------|--------------------------------------------------|
| <b>Description</b>      | Displays the drive model of the selected device. |
| <b>Legal Values</b>     | None                                             |
| <b>Default Value</b>    | Not Applicable                                   |
| <b>Write Privilege</b>  | Server Control                                   |
| <b>License Required</b> | iDRAC Express or iDRAC Enterprise                |
| <b>Dependency</b>       | None                                             |

## BIOS.SataSettings.SataPortH (Read or Write)

Table 1000. Details of the BIOS.SataSettings.SataPortH attribute

|                      |                                                                      |
|----------------------|----------------------------------------------------------------------|
| <b>Description</b>   | Sets the drive type of the selected device.                          |
| <b>Legal Values</b>  | <ul style="list-style-type: none"><li>· Off</li><li>· Auto</li></ul> |
| <b>Default Value</b> | Not Applicable                                                       |

|                         |                                             |
|-------------------------|---------------------------------------------|
| <b>Write Privilege</b>  | Server Control                              |
| <b>License Required</b> | iDRAC Express or iDRAC Enterprise           |
| <b>Dependency</b>       | Read Only if EmbSata is not set to AtaMode. |

## BIOS.SataSettings.SataPortHCapacity (Read or Write)

**Table 1001. Details of the BIOS.SataSettings.SataPortHCapacity attribute**

|                         |                                                   |
|-------------------------|---------------------------------------------------|
| <b>Description</b>      | Displays the total capacity of a hard disk drive. |
| <b>Legal Values</b>     | None                                              |
| <b>Default Value</b>    | Not Applicable                                    |
| <b>Write Privilege</b>  | Server Control                                    |
| <b>License Required</b> | iDRAC Express or iDRAC Enterprise                 |
| <b>Dependency</b>       | None                                              |

## BIOS.SataSettings.SataPortHDriveType (Read or Write)

**Table 1002. Details of the BIOS.SataSettings.SataPortHDriveType attribute**

|                         |                                                      |
|-------------------------|------------------------------------------------------|
| <b>Description</b>      | Indicates type of device attached to this SATA port. |
| <b>Legal Values</b>     | None                                                 |
| <b>Default Value</b>    | Not Applicable                                       |
| <b>Write Privilege</b>  | Server Control                                       |
| <b>License Required</b> | iDRAC Express or iDRAC Enterprise                    |
| <b>Dependency</b>       | None                                                 |

## BIOS.SataSettings.SataPortHModel (Read Only)

**Table 1003. Details of BIOS.SataSettings.SataPortHModel attribute**

|                         |                                                  |
|-------------------------|--------------------------------------------------|
| <b>Description</b>      | Displays the drive model of the selected device. |
| <b>Legal Values</b>     | None                                             |
| <b>Default Value</b>    | Not Applicable                                   |
| <b>Write Privilege</b>  | Not Applicable                                   |
| <b>License Required</b> | iDRAC Express or iDRAC Enterprise                |
| <b>Dependency</b>       | None                                             |

## BIOS.SataSettings.SataPort1 (Read or Write)

Table 1004. Details of BIOS.SataSettings.SataPort1 attribute

|                         |                                                                                                                                                                                                                                                                                                                                                                                                  |
|-------------------------|--------------------------------------------------------------------------------------------------------------------------------------------------------------------------------------------------------------------------------------------------------------------------------------------------------------------------------------------------------------------------------------------------|
| <b>Description</b>      | Sets the drive type of the selected device.<br>When the Embedded SATA setting is in: <ul style="list-style-type: none"><li>· ATA Mode, setting this attribute to <code>Auto</code> will enable the BIOS support for the device. Select <code>Off</code> to turn off the BIOS support for the device.</li><li>· AHCI Mode or RAID Mode, the BIOS always enables support for the device.</li></ul> |
| <b>Legal Values</b>     | <ul style="list-style-type: none"><li>· Off</li><li>· Auto</li></ul>                                                                                                                                                                                                                                                                                                                             |
| <b>Default Value</b>    | Not Applicable                                                                                                                                                                                                                                                                                                                                                                                   |
| <b>Write Privilege</b>  | Server Control                                                                                                                                                                                                                                                                                                                                                                                   |
| <b>License Required</b> | iDRAC Express or iDRAC Enterprise                                                                                                                                                                                                                                                                                                                                                                |
| <b>Dependency</b>       | None                                                                                                                                                                                                                                                                                                                                                                                             |

## BIOS.SataSettings.SataPort1Capacity (Read or Write)

Table 1005. Details of BIOS.SataSettings.SataPort1Capacity attribute

|                         |                                                                                                                                    |
|-------------------------|------------------------------------------------------------------------------------------------------------------------------------|
| <b>Description</b>      | Displays the total capacity of a hard-disk drive. This property is not defined for removable-media devices such as optical drives. |
| <b>Legal Values</b>     | Not Applicable                                                                                                                     |
| <b>Default Value</b>    | Not Applicable                                                                                                                     |
| <b>Write Privilege</b>  | Server Control                                                                                                                     |
| <b>License Required</b> | iDRAC Express or iDRAC Enterprise                                                                                                  |
| <b>Dependency</b>       | None                                                                                                                               |

## BIOS.SataSettings.SataPort1DriveType (Read or Write)

Table 1006. Details of BIOS.SataSettings.SataPort1DriveType attribute

|                         |                                                          |
|-------------------------|----------------------------------------------------------|
| <b>Description</b>      | Indicates the type of device attached to this SATA port. |
| <b>Legal Values</b>     | Not Applicable                                           |
| <b>Default Value</b>    | Not Applicable                                           |
| <b>Write Privilege</b>  | Server Control                                           |
| <b>License Required</b> | iDRAC Express or iDRAC Enterprise                        |
| <b>Dependency</b>       | None                                                     |

## BIOS.SataSettings.SataPort1Model (Read or Write)

Table 1007. Details of BIOS.SataSettings.SataPort1Model attribute

|                        |                                                  |
|------------------------|--------------------------------------------------|
| <b>Description</b>     | Displays the drive model of the selected device. |
| <b>Legal Values</b>    | Not Applicable                                   |
| <b>Default Value</b>   | Not Applicable                                   |
| <b>Write Privilege</b> | Server Control                                   |

**License Required** iDRAC Express or iDRAC Enterprise

**Dependency** None

## BIOS.SataSettings.SataPortJ (Read or Write)

**Table 1008. Details of BIOS.SataSettings.SataPortJ attribute**

|                         |                                                                                                                                                                                                                                                                                                                                                                                           |
|-------------------------|-------------------------------------------------------------------------------------------------------------------------------------------------------------------------------------------------------------------------------------------------------------------------------------------------------------------------------------------------------------------------------------------|
| <b>Description</b>      | Sets the drive type of the selected device.<br>When the Embedded SATA setting is in: <ul style="list-style-type: none"><li>· ATA Mode, set this property to <code>Auto</code> to enable the BIOS support for the device. Select <code>Off</code> to turn off the BIOS support for the device.</li><li>· AHCI Mode or RAID Mode, the BIOS always enables support for the device.</li></ul> |
| <b>Legal Values</b>     | <ul style="list-style-type: none"><li>· Off</li><li>· Auto</li></ul>                                                                                                                                                                                                                                                                                                                      |
| <b>Default Value</b>    | Not Applicable                                                                                                                                                                                                                                                                                                                                                                            |
| <b>Write Privilege</b>  | Server Control                                                                                                                                                                                                                                                                                                                                                                            |
| <b>License Required</b> | iDRAC Express or iDRAC Enterprise                                                                                                                                                                                                                                                                                                                                                         |
| <b>Dependency</b>       | None                                                                                                                                                                                                                                                                                                                                                                                      |

## BIOS.SataSettings.SataPortJCapacity (Read or Write)

**Table 1009. Details of BIOS.SataSettings.SataPortJCapacity attribute**

|                         |                                                                                                                                    |
|-------------------------|------------------------------------------------------------------------------------------------------------------------------------|
| <b>Description</b>      | Displays the total capacity of a hard-disk drive. This property is not defined for removable-media devices such as optical drives. |
| <b>Legal Values</b>     | Not Applicable                                                                                                                     |
| <b>Default Value</b>    | Not Applicable                                                                                                                     |
| <b>Write Privilege</b>  | Server Control                                                                                                                     |
| <b>License Required</b> | iDRAC Express or iDRAC Enterprise                                                                                                  |
| <b>Dependency</b>       | None                                                                                                                               |

## BIOS.SataSettings.SataPortJDriveType (Read or Write)

**Table 1010. Details of BIOS.SataSettings.SataPortJDriveType attribute**

|                         |                                                          |
|-------------------------|----------------------------------------------------------|
| <b>Description</b>      | Indicates the type of device attached to this SATA port. |
| <b>Legal Values</b>     | Not Applicable                                           |
| <b>Default Value</b>    | Not Applicable                                           |
| <b>Write Privilege</b>  | Server Control                                           |
| <b>License Required</b> | iDRAC Express or iDRAC Enterprise                        |
| <b>Dependency</b>       | None                                                     |

## BIOS.SataSettings.SataPortJModel (Read or Write)

Table 1011. Details of BIOS.SataSettings.SataPortJModel attribute

|                         |                                                  |
|-------------------------|--------------------------------------------------|
| <b>Description</b>      | Displays the drive model of the selected device. |
| <b>Legal Values</b>     | Not Applicable                                   |
| <b>Default Value</b>    | Not Applicable                                   |
| <b>Write Privilege</b>  | Server Control                                   |
| <b>License Required</b> | iDRAC Express or iDRAC Enterprise                |
| <b>Dependency</b>       | None                                             |

## BIOS.SataSettings.SecurityFreezeLock (Read or Write)

Table 1012. Details of BIOS.SataSettings.SecurityFreezeLock attribute

|                         |                                                                                                                                                                           |
|-------------------------|---------------------------------------------------------------------------------------------------------------------------------------------------------------------------|
| <b>Description</b>      | Directs the Security Freeze Lock command to the Embedded SATA drives during POST. This option is only applicable for ATA and AHCI mode, and not applicable for RAID mode. |
| <b>Legal Values</b>     | <ul style="list-style-type: none"><li>· Enabled</li><li>· Disabled</li></ul>                                                                                              |
| <b>Default Value</b>    | Not Applicable                                                                                                                                                            |
| <b>Write Privilege</b>  | Server Control                                                                                                                                                            |
| <b>License Required</b> | iDRAC Express or iDRAC Enterprise                                                                                                                                         |
| <b>Dependency</b>       | None                                                                                                                                                                      |

## BIOS.SerialCommSettings

To manage the serial port settings, use the objects in the group.

## BIOS.SerialCommSettings.ConTermType (Read or Write)

Table 1013. Details of BIOS.SerialCommSettings.ConTermType attribute

|                         |                                                                             |
|-------------------------|-----------------------------------------------------------------------------|
| <b>Description</b>      | Configures the remote console's terminal type.                              |
| <b>Legal Values</b>     | <ul style="list-style-type: none"><li>· Vt100Vt220</li><li>· Ansi</li></ul> |
| <b>Default Value</b>    | Not Applicable                                                              |
| <b>Write Privilege</b>  | Server Control                                                              |
| <b>License Required</b> | iDRAC Express or iDRAC Enterprise                                           |
| <b>Dependency</b>       | None                                                                        |

# BIOS.SerialCommSettings.ExtSerialConnector (Read or Write)

Table 1014. Details of BIOS.SerialCommSettings.ExtSerialConnector attribute

|                         |                                                                                                 |
|-------------------------|-------------------------------------------------------------------------------------------------|
| <b>Description</b>      | Associate the External Serial Connector to Serial 1 or Serial 2 or Remote Access Device.        |
| <b>Legal Values</b>     | <ul style="list-style-type: none"><li>Serial1</li><li>Serial2</li><li>RemoteAccDevice</li></ul> |
| <b>Default Value</b>    | Not Applicable                                                                                  |
| <b>Write Privilege</b>  | Server Control                                                                                  |
| <b>License Required</b> | iDRAC Express or iDRAC Enterprise                                                               |
| <b>Dependency</b>       | None                                                                                            |

# BIOS.SerialCommSettings.FailSafeBaud (Read or Write)

Table 1015. Details of BIOS.SerialCommSettings.FailSafeBaud attribute

|                         |                                                                                                                               |
|-------------------------|-------------------------------------------------------------------------------------------------------------------------------|
| <b>Description</b>      | BIOS attempts to determine the baud rate automatically. This fail-safe baud rate is used only if the attempt is unsuccessful. |
| <b>Legal Values</b>     | <ul style="list-style-type: none"><li>115200</li><li>57600</li><li>19200</li><li>9600</li></ul>                               |
| <b>Default Value</b>    | Not Applicable                                                                                                                |
| <b>Write Privilege</b>  | Server Control                                                                                                                |
| <b>License Required</b> | iDRAC Express or iDRAC Enterprise                                                                                             |
| <b>Dependency</b>       | None                                                                                                                          |

# BIOS.SerialCommSettings.RedirAfterBoot (Read or Write)

Table 1016. Details of BIOS.SerialCommSettings.RedirAfterBoot attribute

|                         |                                                                                       |
|-------------------------|---------------------------------------------------------------------------------------|
| <b>Description</b>      | Enables or disables the BIOS console redirection when the operating system is loaded. |
| <b>Legal Values</b>     | <ul style="list-style-type: none"><li>Enabled</li><li>Disabled</li></ul>              |
| <b>Default Value</b>    | Not Applicable                                                                        |
| <b>Write Privilege</b>  | Server Control                                                                        |
| <b>License Required</b> | iDRAC Express or iDRAC Enterprise                                                     |
| <b>Dependency</b>       | None                                                                                  |

## BIOS.SerialCommSettings.SerialComm (Read or Write)

Table 1017. Details of BIOS.SerialCommSettings.SerialComm attribute

|                         |                                                                                                                                                     |
|-------------------------|-----------------------------------------------------------------------------------------------------------------------------------------------------|
| <b>Description</b>      | Controls the serial communication options.                                                                                                          |
| <b>Legal Values</b>     | <ul style="list-style-type: none"><li>· Off</li><li>· OnNoConRedir</li><li>· OnConRedirCom1</li><li>· OnConRedirCom2</li><li>· OnConRedir</li></ul> |
| <b>Default Value</b>    | Not Applicable                                                                                                                                      |
| <b>Write Privilege</b>  | Server Control                                                                                                                                      |
| <b>License Required</b> | iDRAC Express or iDRAC Enterprise                                                                                                                   |
| <b>Dependency</b>       | None                                                                                                                                                |

## BIOS.SerialCommSettings.SerialPortAddress (Read or Write)

Table 1018. Details of BIOS.SerialCommSettings.SerialPortAddress attribute

|                         |                                                                                                                                         |
|-------------------------|-----------------------------------------------------------------------------------------------------------------------------------------|
| <b>Description</b>      | Port address for the Serial Devices. (COM1=0x3F8 COM2=0x2F8)                                                                            |
| <b>Legal Values</b>     | <ul style="list-style-type: none"><li>· Serial1Com1Serial2Com2</li><li>· Serial1Com2Serial2Com1</li><li>· Com1</li><li>· Com2</li></ul> |
| <b>Default Value</b>    | Not Applicable                                                                                                                          |
| <b>Write Privilege</b>  | Server Control                                                                                                                          |
| <b>License Required</b> | iDRAC Express or iDRAC Enterprise                                                                                                       |
| <b>Dependency</b>       | None                                                                                                                                    |

## BIOS.SlotDisablement

To manage the slot disablement settings, use the objects in this group.

## BIOS.SlotDisablement.Slot1 (Read or Write)

Table 1019. Details of BIOS.SlotDisablement.Slot1 attribute

|                        |                                                                                                           |
|------------------------|-----------------------------------------------------------------------------------------------------------|
| <b>Description</b>     | Control the configuration of the card installed in slot1.                                                 |
| <b>Legal Values</b>    | <ul style="list-style-type: none"><li>· Enabled</li><li>· Disabled</li><li>· BootDriverDisabled</li></ul> |
| <b>Default Value</b>   | Not Applicable                                                                                            |
| <b>Write Privilege</b> | Server Control                                                                                            |

**License Required** iDRAC Express or iDRAC Enterprise

**Dependency** None

## BIOS.SlotDisablement.Slot2 (Read or Write)

**Table 1020. Details of BIOS.SlotDisablement.Slot2 attribute**

**Description** Control the configuration of the card installed in slot 2.

**Legal Values**

- Enabled
- Disabled
- BootDriverDisabled

**Default Value** Not Applicable

**Write Privilege** Server Control

**License Required** iDRAC Express or iDRAC Enterprise

**Dependency** None

## BIOS.SlotDisablement.Slot3 (Read or Write)

**Table 1021. Details of BIOS.SlotDisablement.Slot3 attribute**

**Description** Control the configuration of the card installed in slot 3.

**Legal Values**

- Enabled
- Disabled
- BootDriverDisabled

**Default Value** Not Applicable

**Write Privilege** Server Control

**License Required** iDRAC Express or iDRAC Enterprise

**Dependency** None

## BIOS.SlotDisablement.Slot4 (Read or Write)

**Table 1022. Details of BIOS.SlotDisablement.Slot4 attribute**

**Description** Control the configuration of the card installed in slot 4.

**Legal Values**

- Enabled
- Disabled
- BootDriverDisabled

**Default Value** Not Applicable

**Write Privilege** Server Control

**License Required** iDRAC Express or iDRAC Enterprise

**Dependency** None



## BIOS.SlotDisablement.Slot5 (Read or Write)

Table 1023. Details of BIOS.SlotDisablement.Slot5 attribute

|                         |                                                                                                           |
|-------------------------|-----------------------------------------------------------------------------------------------------------|
| <b>Description</b>      | Control the configuration of the card installed in slot 5.                                                |
| <b>Legal Values</b>     | <ul style="list-style-type: none"><li>· Enabled</li><li>· Disabled</li><li>· BootDriverDisabled</li></ul> |
| <b>Default Value</b>    | Not Applicable                                                                                            |
| <b>Write Privilege</b>  | Server Control                                                                                            |
| <b>License Required</b> | iDRAC Express or iDRAC Enterprise                                                                         |
| <b>Dependency</b>       | None                                                                                                      |

## BIOS.SlotDisablement.Slot6 (Read or Write)

Table 1024. Details of BIOS.SlotDisablement.Slot6 attribute

|                         |                                                                                                           |
|-------------------------|-----------------------------------------------------------------------------------------------------------|
| <b>Description</b>      | Control the configuration of the card installed in slot 6.                                                |
| <b>Legal Values</b>     | <ul style="list-style-type: none"><li>· Enabled</li><li>· Disabled</li><li>· BootDriverDisabled</li></ul> |
| <b>Default Value</b>    | Not Applicable                                                                                            |
| <b>Write Privilege</b>  | Server Control                                                                                            |
| <b>License Required</b> | iDRAC Express or iDRAC Enterprise                                                                         |
| <b>Dependency</b>       | None                                                                                                      |

## BIOS.SlotDisablement.Slot7 (Read or Write)

Table 1025. Details of BIOS.SlotDisablement.Slot7 attribute

|                         |                                                                                                           |
|-------------------------|-----------------------------------------------------------------------------------------------------------|
| <b>Description</b>      | Control the configuration of the card installed in slot 7.                                                |
| <b>Legal Values</b>     | <ul style="list-style-type: none"><li>· Enabled</li><li>· Disabled</li><li>· BootDriverDisabled</li></ul> |
| <b>Default Value</b>    | Not Applicable                                                                                            |
| <b>Write Privilege</b>  | Server Control                                                                                            |
| <b>License Required</b> | iDRAC Express or iDRAC Enterprise                                                                         |
| <b>Dependency</b>       | None                                                                                                      |

## BIOS.SlotDisablement.Slot8 (Read or Write)

Table 1026. Details of BIOS.SlotDisablement.Slot8 attribute

|                         |                                                                                                                                                                                                                                                                                                                                                                                                                                                                                                                                                                                                                                                                                                                                                                                                                                                          |
|-------------------------|----------------------------------------------------------------------------------------------------------------------------------------------------------------------------------------------------------------------------------------------------------------------------------------------------------------------------------------------------------------------------------------------------------------------------------------------------------------------------------------------------------------------------------------------------------------------------------------------------------------------------------------------------------------------------------------------------------------------------------------------------------------------------------------------------------------------------------------------------------|
| <b>Description</b>      | Controls configuration of the card installed in this slot. You can set one of the following options for each card: <ul style="list-style-type: none"><li>· Enabled: The card is available during POST or to the operating system.</li><li>· Disabled: The card is not available during POST or to the operating system.</li><li>· Boot Driver Disabled: The Option ROM is not run during POST, the system cannot boot from the card, and the pre-boot services are not available. However, it is available to the operating system. This option is not available if the slot contains a Dell RAID card.</li></ul> <p><b>NOTE:</b> If multiple cards from the same manufacturer are managed using the same boot driver, select <code>BootDriverDisabled</code> option for all the cards from the same manufacturer so that the Option ROM is not run.</p> |
| <b>Legal Values</b>     | <ul style="list-style-type: none"><li>· Enabled</li><li>· Disabled</li><li>· BootDriverDisabled</li></ul>                                                                                                                                                                                                                                                                                                                                                                                                                                                                                                                                                                                                                                                                                                                                                |
| <b>Default Value</b>    | Not Applicable                                                                                                                                                                                                                                                                                                                                                                                                                                                                                                                                                                                                                                                                                                                                                                                                                                           |
| <b>Write Privilege</b>  | Server Control                                                                                                                                                                                                                                                                                                                                                                                                                                                                                                                                                                                                                                                                                                                                                                                                                                           |
| <b>License Required</b> | iDRAC Express or iDRAC Enterprise                                                                                                                                                                                                                                                                                                                                                                                                                                                                                                                                                                                                                                                                                                                                                                                                                        |
| <b>Dependency</b>       | None                                                                                                                                                                                                                                                                                                                                                                                                                                                                                                                                                                                                                                                                                                                                                                                                                                                     |

## BIOS.SlotDisablement.Slot9 (Read or Write)

Table 1027. Details of BIOS.SlotDisablement.Slot9 attribute

|                         |                                                                                                                                                                                                                                                                                                                                                                                                                                                                                                                                                                                                                                                                                                                                                                                                                                                       |
|-------------------------|-------------------------------------------------------------------------------------------------------------------------------------------------------------------------------------------------------------------------------------------------------------------------------------------------------------------------------------------------------------------------------------------------------------------------------------------------------------------------------------------------------------------------------------------------------------------------------------------------------------------------------------------------------------------------------------------------------------------------------------------------------------------------------------------------------------------------------------------------------|
| <b>Description</b>      | Controls the configuration of the card installed in this slot. You can set one of the following options for each card: <ul style="list-style-type: none"><li>· Enabled: The card is available during POST or to the operating system.</li><li>· Disabled: The card is not available during POST or to the operating system.</li><li>· Boot Driver Disabled: The Option ROM is not run during POST, the system cannot boot from the card, and the pre-boot services are not available. However, it is available to the operating system. This option is not available if the slot contains a Dell RAID card.</li></ul> <p><b>NOTE:</b> If multiple cards from the same manufacturer are managed using the same boot driver, select <code>BootDriverDisabled</code> for all the cards from the same manufacturer so that the Option ROM is not run.</p> |
| <b>Legal Values</b>     | <ul style="list-style-type: none"><li>· Enabled</li><li>· Disabled</li><li>· BootDriverDisabled</li></ul>                                                                                                                                                                                                                                                                                                                                                                                                                                                                                                                                                                                                                                                                                                                                             |
| <b>Default Value</b>    | Not Applicable                                                                                                                                                                                                                                                                                                                                                                                                                                                                                                                                                                                                                                                                                                                                                                                                                                        |
| <b>Write Privilege</b>  | Server Control                                                                                                                                                                                                                                                                                                                                                                                                                                                                                                                                                                                                                                                                                                                                                                                                                                        |
| <b>License Required</b> | iDRAC Express or iDRAC Enterprise                                                                                                                                                                                                                                                                                                                                                                                                                                                                                                                                                                                                                                                                                                                                                                                                                     |
| <b>Dependency</b>       | None                                                                                                                                                                                                                                                                                                                                                                                                                                                                                                                                                                                                                                                                                                                                                                                                                                                  |

## BIOS.SlotDisablement.Slot10 (Read or Write)

Table 1028. Details of BIOS.SlotDisablement.Slot10 attribute

|                    |                                                                                                                                                                                                                                                                                                                                  |
|--------------------|----------------------------------------------------------------------------------------------------------------------------------------------------------------------------------------------------------------------------------------------------------------------------------------------------------------------------------|
| <b>Description</b> | Controls configuration of the card installed in this slot. You can set one of the following option for each card. <ul style="list-style-type: none"><li>· Enabled: The card is available during POST or to the operating system.</li><li>· Disabled: The card is not available during POST or to the operating system.</li></ul> |
|--------------------|----------------------------------------------------------------------------------------------------------------------------------------------------------------------------------------------------------------------------------------------------------------------------------------------------------------------------------|

- Boot Driver Disabled: The Option ROM will not run during POST, the system cannot boot from the card, and the pre-boot services are not available. However, it is available to the operating system.

**NOTE:** This option is not available if the slot contains a Dell RAID card.

**NOTE:** If multiple cards from the same manufacturer are managed using the same boot driver, select `BootDriverDisabled` value for all the cards from the same manufacturer so that the Option ROM is not run.

|                         |                                                                                                               |
|-------------------------|---------------------------------------------------------------------------------------------------------------|
| <b>Legal Values</b>     | <ul style="list-style-type: none"> <li>· Enabled</li> <li>· Disabled</li> <li>· BootDriverDisabled</li> </ul> |
| <b>Default Value</b>    | Not Applicable                                                                                                |
| <b>Write Privilege</b>  | Server Control                                                                                                |
| <b>License Required</b> | iDRAC Express or iDRAC Enterprise                                                                             |
| <b>Dependency</b>       | None                                                                                                          |

## BIOS.SysInformation

To view information about system configuration, use the objects in this group.

### BIOS.SysInformation.SysMfrContactInfo (Read or Write)

**Table 1029. Details of BIOS.SysInformation.SysMfrContactInfo attribute**

|                         |                                                                                |
|-------------------------|--------------------------------------------------------------------------------|
| <b>Description</b>      | Provides information about the Original Equipment Manufacturer of this system. |
| <b>Legal Values</b>     | None                                                                           |
| <b>Default Value</b>    | Not Applicable                                                                 |
| <b>Write Privilege</b>  | Server Control                                                                 |
| <b>License Required</b> | iDRAC Express or iDRAC Enterprise                                              |
| <b>Dependency</b>       | None                                                                           |

### BIOS.SysInformation.SystemBiosVersion (Read or Write)

**Table 1030. Details of BIOS.SysInformation.SystemBiosVersion attribute**

|                         |                                                            |
|-------------------------|------------------------------------------------------------|
| <b>Description</b>      | Provides the current revision of the system BIOS firmware. |
| <b>Legal Values</b>     | None                                                       |
| <b>Default Value</b>    | Not Applicable                                             |
| <b>Write Privilege</b>  | Server Control                                             |
| <b>License Required</b> | iDRAC Express or iDRAC Enterprise                          |
| <b>Dependency</b>       | None                                                       |

## BIOS.SysInformation.SystemCpldVersion (Read or Write)

Table 1031. Details of BIOS.SysInformation.SystemCpldVersion attribute

|                         |                                                            |
|-------------------------|------------------------------------------------------------|
| <b>Description</b>      | Displays the current revision of the system CPLD firmware. |
| <b>Legal Values</b>     | None                                                       |
| <b>Default Value</b>    | Not Applicable                                             |
| <b>Write Privilege</b>  | Server Control                                             |
| <b>License Required</b> | iDRAC Express or iDRAC Enterprise                          |
| <b>Dependency</b>       | None                                                       |

## BIOS.SysInformation.SystemManufacturer (Read or Write)

Table 1032. Details of BIOS.SysInformation.SystemManufacturer attribute

|                         |                                                                          |
|-------------------------|--------------------------------------------------------------------------|
| <b>Description</b>      | Provides the name of the Original Equipment Manufacturer of this system. |
| <b>Legal Values</b>     | None                                                                     |
| <b>Default Value</b>    | Not Applicable                                                           |
| <b>Write Privilege</b>  | Server Control                                                           |
| <b>License Required</b> | iDRAC Express or iDRAC Enterprise                                        |
| <b>Dependency</b>       | None                                                                     |

## BIOS.SysInformation.SystemModelName (Read or Write)

Table 1033. Details of BIOS.SysInformation.SystemModelName attribute

|                         |                                          |
|-------------------------|------------------------------------------|
| <b>Description</b>      | Provides the product name of the system. |
| <b>Legal Values</b>     | None                                     |
| <b>Default Value</b>    | Not Applicable                           |
| <b>Write Privilege</b>  | Server Control                           |
| <b>License Required</b> | iDRAC Express or iDRAC Enterprise        |
| <b>Dependency</b>       | None                                     |

## BIOS.SysInformation.SystemServiceTag (Read or Write)

Table 1034. Details of BIOS.SysInformation.SystemServiceTag attribute

|                      |                                                                             |
|----------------------|-----------------------------------------------------------------------------|
| <b>Description</b>   | The Service Tag assigns the Original Equipment Manufacturer of this system. |
| <b>Legal Values</b>  | None                                                                        |
| <b>Default Value</b> | Not Applicable                                                              |

|                         |                                   |
|-------------------------|-----------------------------------|
| <b>Write Privilege</b>  | Server Control                    |
| <b>License Required</b> | iDRAC Express or iDRAC Enterprise |
| <b>Dependency</b>       | None                              |

## BIOS.SysInformation.UefiComplianceVersion (Read or Write)

**Table 1035. Details of BIOS.SysInformation.UefiComplianceVersion attribute**

|                         |                                                     |
|-------------------------|-----------------------------------------------------|
| <b>Description</b>      | Displays the system firmware UEFI compliance level. |
| <b>Legal Values</b>     | Not Applicable                                      |
| <b>Default Value</b>    | Not Applicable                                      |
| <b>Write Privilege</b>  | Server Control                                      |
| <b>License Required</b> | iDRAC Express or iDRAC Enterprise                   |
| <b>Dependency</b>       | None                                                |

## BIOS.SysProfileSettings

To manage the system profile settings, use the objects in this group.

## BIOS.SysProfileSettings.CollaborativeCpuPerfCtrl (Read/Write)

**Table 1036. Details of BIOS.SysProfileSettings.CollaborativeCpuPerfCtrl attribute**

|                         |                                                                                                                                                                                                  |
|-------------------------|--------------------------------------------------------------------------------------------------------------------------------------------------------------------------------------------------|
| <b>Description</b>      | Enables or disables the CPU power management control. When <code>ProcPwrPerf</code> is not set to <code>SysDbpm</code> in Custom mode, changing this setting does not affect system performance. |
| <b>Legal Values</b>     | <ul style="list-style-type: none"> <li>· Enabled</li> <li>· Disabled</li> </ul>                                                                                                                  |
| <b>Default Value</b>    | Not Applicable                                                                                                                                                                                   |
| <b>Write Privilege</b>  | Server Control                                                                                                                                                                                   |
| <b>License Required</b> | iDRAC Express or iDRAC Enterprise                                                                                                                                                                |
| <b>Dependency</b>       | Enabled only when <code>SysProfileSettings.ProcPwrPerf</code> is set to <code>SysDbpm</code> in Custom mode.                                                                                     |

## BIOS.SysProfileSettings.EnergyEfficientTurbo (Read or Write)

**Table 1037. Details of BIOS.SysProfileSettings.EnergyEfficientTurbo attribute**

|                      |                                                                                 |
|----------------------|---------------------------------------------------------------------------------|
| <b>Description</b>   | Enables or disables the energy efficient turbo.                                 |
| <b>Legal Values</b>  | <ul style="list-style-type: none"> <li>· Enabled</li> <li>· Disabled</li> </ul> |
| <b>Default Value</b> | Not Applicable                                                                  |

|                         |                                   |
|-------------------------|-----------------------------------|
| <b>Write Privilege</b>  | Server Control                    |
| <b>License Required</b> | iDRAC Express or iDRAC Enterprise |
| <b>Dependency</b>       | None                              |

## BIOS.SysProfileSettings.EnergyPerformanceBias (Read or Write)

**Table 1038. Details of BIOS.SysProfileSettings.EnergyPerformanceBias attribute**

|                         |                                                                                                                                               |
|-------------------------|-----------------------------------------------------------------------------------------------------------------------------------------------|
| <b>Description</b>      | Indicates the energy performance settings.                                                                                                    |
| <b>Legal Values</b>     | <ul style="list-style-type: none"> <li>· MaxPower</li> <li>· BalancedPerformance</li> <li>· BalancedEfficiency</li> <li>· LowPower</li> </ul> |
| <b>Default Value</b>    | Not Applicable                                                                                                                                |
| <b>Write Privilege</b>  | Server Control                                                                                                                                |
| <b>License Required</b> | iDRAC Express or iDRAC Enterprise                                                                                                             |
| <b>Dependency</b>       | None                                                                                                                                          |

## BIOS.SysProfileSettings.MemFrequency (Read or Write)

**Table 1039. Details of BIOS.SysProfileSettings.MemFrequency attribute**

|                         |                                                                                                                                                                  |
|-------------------------|------------------------------------------------------------------------------------------------------------------------------------------------------------------|
| <b>Description</b>      | Set the speed of the system memory to maximum performance, maximum reliability or a specific speed.                                                              |
| <b>Legal Values</b>     | <ul style="list-style-type: none"> <li>· MaxPerf</li> <li>· 1600MHz</li> <li>· 1333MHz</li> <li>· 1067MHz</li> <li>· 800MHz</li> <li>· MaxReliability</li> </ul> |
| <b>Default Value</b>    | Not Applicable                                                                                                                                                   |
| <b>Write Privilege</b>  | Server Control                                                                                                                                                   |
| <b>License Required</b> | iDRAC Express or iDRAC Enterprise                                                                                                                                |
| <b>Dependency</b>       | Read Only if <code>SysProfileSettings.SysProfile</code> is not set to Custom mode.                                                                               |

## BIOS.SysProfileSettings.MemPatrolScrub (Read or Write)

**Table 1040. Details of BIOS.SysProfileSettings.MemPatrolScrub attribute**

|                      |                                                                                                                                                |
|----------------------|------------------------------------------------------------------------------------------------------------------------------------------------|
| <b>Description</b>   | Patrol scrubbing is a feature that searches the memory for errors and repairs correctable errors to prevent the accumulation of memory errors. |
| <b>Legal Values</b>  | <ul style="list-style-type: none"> <li>· Standard</li> <li>· Extended</li> <li>· Disabled</li> </ul>                                           |
| <b>Default Value</b> | Not Applicable                                                                                                                                 |

|                         |                                                                                    |
|-------------------------|------------------------------------------------------------------------------------|
| <b>Write Privilege</b>  | Server Control                                                                     |
| <b>License Required</b> | iDRAC Express or iDRAC Enterprise                                                  |
| <b>Dependency</b>       | Read Only if <code>SysProfileSettings.SysProfile</code> is not set to Custom mode. |

## BIOS.SysProfileSettings.MemPwrMgmt (Read or Write)

**Table 1041. Details of BIOS.SysProfileSettings.MemPwrMgmt attribute**

|                         |                                                                                 |
|-------------------------|---------------------------------------------------------------------------------|
| <b>Description</b>      | Enables or disables the memory to operate in power management mode.             |
| <b>Legal Values</b>     | <ul style="list-style-type: none"> <li>· Enabled</li> <li>· Disabled</li> </ul> |
| <b>Default Value</b>    | Not Applicable                                                                  |
| <b>Write Privilege</b>  | Server Control                                                                  |
| <b>License Required</b> | iDRAC Express or iDRAC Enterprise                                               |
| <b>Dependency</b>       | None                                                                            |

## BIOS.SysProfileSettings.MemRefreshRate (Read or Write)

**Table 1042. Details of BIOS.SysProfileSettings.MemRefreshRate attribute**

|                         |                                                                                    |
|-------------------------|------------------------------------------------------------------------------------|
| <b>Description</b>      | Frequency at which memory is normally refreshed.                                   |
| <b>Legal Values</b>     | <ul style="list-style-type: none"> <li>· 1x</li> <li>· 2x</li> </ul>               |
| <b>Default Value</b>    | Not Applicable                                                                     |
| <b>Write Privilege</b>  | Server Control                                                                     |
| <b>License Required</b> | iDRAC Express or iDRAC Enterprise                                                  |
| <b>Dependency</b>       | Read Only if <code>SysProfileSettings.SysProfile</code> is not set to Custom mode. |

## BIOS.SysProfileSettings.MemVolt (Read or Write)

**Table 1043. Details of BIOS.SysProfileSettings.MemVolt attribute**

|                         |                                                                                                     |
|-------------------------|-----------------------------------------------------------------------------------------------------|
| <b>Description</b>      | Sets the DIMM voltage selection.                                                                    |
| <b>Legal Values</b>     | <ul style="list-style-type: none"> <li>· AutoVolt</li> <li>· Volt135V</li> <li>· Volt15V</li> </ul> |
| <b>Default Value</b>    | Not Applicable                                                                                      |
| <b>Write Privilege</b>  | Server Control                                                                                      |
| <b>License Required</b> | iDRAC Express or iDRAC Enterprise                                                                   |
| <b>Dependency</b>       | Read Only if <code>SysProfileSettings.SysProfile</code> is set to Custom mode.                      |

## BIOS.SysProfileSettings.MonitorMwait (Read or Write)

Table 1044. Details of BIOS.SysProfileSettings.MonitorMwait attribute

|                         |                                                                                                                                                     |
|-------------------------|-----------------------------------------------------------------------------------------------------------------------------------------------------|
| <b>Description</b>      | Enables or disables Monitor or Mwait instructions. When C state is enabled in Custom mode, changing this setting does not affect system performance |
| <b>Legal Values</b>     | <ul style="list-style-type: none"><li>· Enabled</li><li>· Disabled</li></ul>                                                                        |
| <b>Default Value</b>    | Not Applicable                                                                                                                                      |
| <b>Write Privilege</b>  | Server Control                                                                                                                                      |
| <b>License Required</b> | iDRAC Express or iDRAC Enterprise                                                                                                                   |
| <b>Dependency</b>       | Disabled only when SysProfileSettings.ProcCStates state is disabled in Custom mode.                                                                 |

## BIOS.SysProfileSettings.PowerDelivery (Read or Write)

Table 1045. Details of BIOS.SysProfileSettings.PowerDelivery attribute

|                         |                                                                                   |
|-------------------------|-----------------------------------------------------------------------------------|
| <b>Description</b>      | Sets the power delivery mode.                                                     |
| <b>Legal Values</b>     | <ul style="list-style-type: none"><li>· MaxReliability</li><li>· MinPwr</li></ul> |
| <b>Default Value</b>    | Not Applicable                                                                    |
| <b>Write Privilege</b>  | Server Control                                                                    |
| <b>License Required</b> | iDRAC Express or iDRAC Enterprise                                                 |
| <b>Dependency</b>       | None                                                                              |

## BIOS.SysProfileSettings.ProcC1E (Read or Write)

Table 1046. Details of BIOS.SysProfileSettings.ProcC1E attribute

|                         |                                                                                          |
|-------------------------|------------------------------------------------------------------------------------------|
| <b>Description</b>      | When enabled, the processor is allowed to switch to minimum performance state when idle. |
| <b>Legal Values</b>     | <ul style="list-style-type: none"><li>· Enabled</li><li>· Disabled</li></ul>             |
| <b>Default Value</b>    | Not Applicable                                                                           |
| <b>Write Privilege</b>  | Server Control                                                                           |
| <b>License Required</b> | iDRAC Express or iDRAC Enterprise                                                        |
| <b>Dependency</b>       | Read Only if SysProfileSettings.SysProfile is not set to Custom mode.                    |

## BIOS.SysProfileSettings.ProcCStates (Read or Write)

Table 1047. Details of BIOS.SysProfileSettings.ProcCStates attribute

|                    |                                             |
|--------------------|---------------------------------------------|
| <b>Description</b> | Enables or disables the processor C-States. |
|--------------------|---------------------------------------------|



|                         |                                                                                    |
|-------------------------|------------------------------------------------------------------------------------|
| <b>Legal Values</b>     | <ul style="list-style-type: none"> <li>· Enabled</li> <li>· Disabled</li> </ul>    |
| <b>Default Value</b>    | Not Applicable                                                                     |
| <b>Write Privilege</b>  | Server Control                                                                     |
| <b>License Required</b> | iDRAC Express or iDRAC Enterprise                                                  |
| <b>Dependency</b>       | Read Only if <code>SysProfileSettings.SysProfile</code> is not set to Custom mode. |

## BIOS.SysProfileSettings.ProcPwrPerf (Read or Write)

Table 1048. Details of BIOS.SysProfileSettings.ProcPwrPerf attribute

|                         |                                                                                                                    |
|-------------------------|--------------------------------------------------------------------------------------------------------------------|
| <b>Description</b>      | Sets CPU power management to maximum performance operating system DBPM or System DBPM (DAPC) mode.                 |
| <b>Legal Values</b>     | <ul style="list-style-type: none"> <li>· MaxPerf</li> <li>· MinPwr</li> <li>· SysDbpm</li> <li>· OsDbpm</li> </ul> |
| <b>Default Value</b>    | Not Applicable                                                                                                     |
| <b>Write Privilege</b>  | Server Control                                                                                                     |
| <b>License Required</b> | iDRAC Express or iDRAC Enterprise                                                                                  |
| <b>Dependency</b>       | Read Only if <code>SysProfileSettings.SysProfile</code> is not set to Custom mode.                                 |

## BIOS.SysProfileSettings.PowerSaver (Read or Write)

Table 1049. Details of BIOS.SysProfileSettings.PowerSaver attribute

|                         |                                                                                    |
|-------------------------|------------------------------------------------------------------------------------|
| <b>Description</b>      | Enables or disables the enhanced System DBPM (DAPC) mode.                          |
| <b>Legal Values</b>     | <ul style="list-style-type: none"> <li>· Enabled</li> <li>· Disabled</li> </ul>    |
| <b>Default value</b>    | Not Applicable                                                                     |
| <b>Write Privilege</b>  | Server Control                                                                     |
| <b>License Required</b> | iDRAC Express or iDRAC Enterprise                                                  |
| <b>Dependency</b>       | Read Only if <code>SysProfileSettings.SysProfile</code> is not set to Custom mode. |

## BIOS.SysProfileSettings.ProcTurboMode (Read or Write)

Table 1050. Details of BIOS.SysProfileSettings.ProcTurboMode attribute

|                        |                                                                                 |
|------------------------|---------------------------------------------------------------------------------|
| <b>Description</b>     | When enabled, the processor can operate in Turbo Boost Mode.                    |
| <b>Legal Values</b>    | <ul style="list-style-type: none"> <li>· Enabled</li> <li>· Disabled</li> </ul> |
| <b>Default Value</b>   | Not Applicable                                                                  |
| <b>Write Privilege</b> | Server Control                                                                  |

**License Required** iDRAC Express or iDRAC Enterprise

**Dependency** Read Only if `SysProfileSettings.SysProfile` is not set to Custom mode.


## BIOS.SysProfileSettings.SysProfile (Read or Write)

**Table 1051. Details of BIOS.SysProfileSettings.SysProfile attribute**

|                         |                                                                                                                                                                                                                   |
|-------------------------|-------------------------------------------------------------------------------------------------------------------------------------------------------------------------------------------------------------------|
| <b>Description</b>      | Sets the System Profile to the following: <ul style="list-style-type: none"><li>· Performance Per Watt (DAPC)</li><li>· Performance Per Watt (OS) Performance Dense Configuration</li><li>· Custom mode</li></ul> |
| <b>Legal Values</b>     | <ul style="list-style-type: none"><li>· PerfPerWattOptimizedOs</li><li>· PerfPerWattOptimizedDapc</li><li>· PerfOptimized</li><li>· Custom</li><li>· DenseCfgOptimized</li></ul>                                  |
| <b>Default Value</b>    | Not Applicable                                                                                                                                                                                                    |
| <b>Write Privilege</b>  | Server Control                                                                                                                                                                                                    |
| <b>License Required</b> | iDRAC Express or iDRAC Enterprise                                                                                                                                                                                 |
| <b>Dependency</b>       | None                                                                                                                                                                                                              |

## BIOS.SysProfileSettings.TpmCommand (Read or Write)

**Table 1052. Details of BIOS.SysProfileSettings.TpmCommand attribute**

|                         |                                                                                                                                                                                                                                                                                                                                                                                                                                                                                                                                                                                                                                                                                                                                               |
|-------------------------|-----------------------------------------------------------------------------------------------------------------------------------------------------------------------------------------------------------------------------------------------------------------------------------------------------------------------------------------------------------------------------------------------------------------------------------------------------------------------------------------------------------------------------------------------------------------------------------------------------------------------------------------------------------------------------------------------------------------------------------------------|
| <b>Description</b>      | Allows to control the Trusted Platform Module (TPM). This property is Read-Only when TPM Security is set to <code>Off</code> and the action requires a restart before the effect. When set to: <ul style="list-style-type: none"><li>· <code>None</code>, the command is not sent to the TPM.</li><li>· <code>Activate</code>, the TPM is enabled and activated.</li><li>· <code>Deactivate</code>, the TPM is disabled and deactivated.</li><li>· <code>Clear</code>, all the contents of TPM is cleared. Clearing the TPM will cause loss of all keys in the TPM.</li></ul> <p> <b>NOTE: The clearing can affect starting the operating system..</b></p> |
| <b>Legal Values</b>     | <ul style="list-style-type: none"><li>· None</li><li>· Activate</li><li>· Deactivate</li><li>· Clear</li></ul>                                                                                                                                                                                                                                                                                                                                                                                                                                                                                                                                                                                                                                |
| <b>Default Value</b>    | Not Applicable                                                                                                                                                                                                                                                                                                                                                                                                                                                                                                                                                                                                                                                                                                                                |
| <b>Write Privilege</b>  | Server Control                                                                                                                                                                                                                                                                                                                                                                                                                                                                                                                                                                                                                                                                                                                                |
| <b>License Required</b> | iDRAC Express or iDRAC Enterprise                                                                                                                                                                                                                                                                                                                                                                                                                                                                                                                                                                                                                                                                                                             |
| <b>Dependency</b>       | None                                                                                                                                                                                                                                                                                                                                                                                                                                                                                                                                                                                                                                                                                                                                          |

# BIOS.SysProfileSettings.UncoreFrequency (Read or Write)

Table 1053. Details of BIOS.SysProfileSettings.UncoreFrequency attribute

|                         |                                                                                                |
|-------------------------|------------------------------------------------------------------------------------------------|
| <b>Description</b>      | Selects the processor uncore frequency.                                                        |
| <b>Legal Values</b>     | <ul style="list-style-type: none"><li>· DynamicUFS</li><li>· MaxUFS</li><li>· MinUFS</li></ul> |
| <b>Default Value</b>    | Not Applicable                                                                                 |
| <b>Write Privilege</b>  | Server Control                                                                                 |
| <b>License Required</b> | iDRAC Express or iDRAC Enterprise                                                              |
| <b>Dependency</b>       | None                                                                                           |


# BIOS.SysProfileSettings.WriteDataCrc

Table 1054. Details of BIOS.SysProfileSettings.WriteDataCrc attribute

|                         |                                                                              |
|-------------------------|------------------------------------------------------------------------------|
| <b>Description</b>      | Detects the DDR4 data bus issues and corrects during the write operation.    |
| <b>Legal Values</b>     | <ul style="list-style-type: none"><li>· Enabled</li><li>· Disabled</li></ul> |
| <b>Default Value</b>    | NA                                                                           |
| <b>Write Privilege</b>  | Server control                                                               |
| <b>License Required</b> | RACADM                                                                       |
| <b>Dependency</b>       | Read only if SysProfileSettings.SysProfile is not set to Custom.             |

# BIOS.SysSecurity

To manage the system security properties of the BIOS, use the objects in this group.

 **NOTE:** After modifying the IntelTtxt attribute value, the pending flag is enabled for the dependent attributes such as TpmActivation, TpmClear, and TpmSecurity.

# BIOS.SysSecurity.AcPwrRcvry (Read or Write)

Table 1055. Details of BIOS.SysSecurity.AcPwrRcvry attribute

|                         |                                                                                                                                            |
|-------------------------|--------------------------------------------------------------------------------------------------------------------------------------------|
| <b>Description</b>      | Specifies how the system responds after AC power is restored to the system. It is useful when the system is turned off with a power strip. |
| <b>Legal Values</b>     | <ul style="list-style-type: none"><li>· On</li><li>· Off</li><li>· Last</li></ul>                                                          |
| <b>Default Value</b>    | Not Applicable                                                                                                                             |
| <b>Write Privilege</b>  | Server Control                                                                                                                             |
| <b>License Required</b> | iDRAC Express or iDRAC Enterprise                                                                                                          |

**Dependency** Read Only if SysSecurity.AcPwrRcvry is set to Off.

## BIOS.SysSecurity.AcPwrRcvryDelay (Read or Write)

**Table 1056. Details of BIOS.SysSecurity.AcPwrRcvryDelay attribute**

|                         |                                                                                                              |
|-------------------------|--------------------------------------------------------------------------------------------------------------|
| <b>Description</b>      | Specifies how the system supports the staggering of power-up after AC power has been restored to the system. |
| <b>Legal Values</b>     | <ul style="list-style-type: none"><li>· Immediate</li><li>· User</li><li>· Random</li></ul>                  |
| <b>Default Value</b>    | Not Applicable                                                                                               |
| <b>Write Privilege</b>  | Server Control                                                                                               |
| <b>License Required</b> | iDRAC Express or iDRAC Enterprise                                                                            |
| <b>Dependency</b>       | None                                                                                                         |

## BIOS.SysSecurity.AcPwrRcvryUserDelay (Read or Write)

**Table 1057. Details of BIOS.SysSecurity.AcPwrRcvryUserDelay attribute**

|                         |                                                                                                                              |
|-------------------------|------------------------------------------------------------------------------------------------------------------------------|
| <b>Description</b>      | Specifies the number of seconds to delay before powering up the server when BIOS.SysSecurity.AcPwrRcvryDelay is set to User. |
| <b>Legal Values</b>     | 60 - 240 seconds                                                                                                             |
| <b>Default Value</b>    | Not Applicable                                                                                                               |
| <b>Write Privilege</b>  | Server Control                                                                                                               |
| <b>License Required</b> | iDRAC Express or iDRAC Enterprise                                                                                            |
| <b>Dependency</b>       | None                                                                                                                         |

## BIOS.SysSecurity.Aesni (Read or Write)

**Table 1058. Details of BIOS.SysSecurity.Aesni attribute**

|                         |                                                                              |
|-------------------------|------------------------------------------------------------------------------|
| <b>Description</b>      | Displays the status of Intel(R) Processor AES-NI feature.                    |
| <b>Legal Values</b>     | <ul style="list-style-type: none"><li>· Enabled</li><li>· Disabled</li></ul> |
| <b>Default Value</b>    | Not Applicable                                                               |
| <b>Write Privilege</b>  | Server Control                                                               |
| <b>License Required</b> | iDRAC Express or iDRAC Enterprise                                            |
| <b>Dependency</b>       | None                                                                         |


## BIOS.SysSecurity.BiosUpdateControl (Read or Write)

Table 1059. Details of BIOS.SysSecurity.BiosUpdateControl attribute

|                         |                                                                                                                                                                                                                       |
|-------------------------|-----------------------------------------------------------------------------------------------------------------------------------------------------------------------------------------------------------------------|
| <b>Description</b>      | If this attribute is set to Unlocked, then all BIOS update is allowed. If set to Limited, then local BIOS updates from DOS or UEFI shell based flash utilities, or Lifecycle Controller user interface is disallowed. |
| <b>Legal Values</b>     | <ul style="list-style-type: none"><li>· Unlocked</li><li>· Limited</li><li>· Locked</li></ul>                                                                                                                         |
| <b>Default Value</b>    | Not Applicable                                                                                                                                                                                                        |
| <b>Write Privilege</b>  | Server Control                                                                                                                                                                                                        |
| <b>License Required</b> | iDRAC Express or iDRAC Enterprise                                                                                                                                                                                     |
| <b>Dependency</b>       | None                                                                                                                                                                                                                  |

## BIOS.SysSecurity.IntelTxt (Read or Write)

Table 1060. Details of BIOS.SysSecurity.IntelTxt attribute

|                         |                                                                                                                                                                                                                                                                                                                                                              |
|-------------------------|--------------------------------------------------------------------------------------------------------------------------------------------------------------------------------------------------------------------------------------------------------------------------------------------------------------------------------------------------------------|
| <b>Description</b>      | Enables or disables Trusted Execution technology.<br><br> <b>NOTE: When the IntelTxt value is set to 'on', then the following values are set: TpmActivation=NoChange (Pending Value=NoChange), TpmClear=No (Pending Value=No), TpmSecurity=OnPbm (Pending Value=OnPbm).</b> |
| <b>Legal Values</b>     | <ul style="list-style-type: none"><li>· On</li><li>· Off</li></ul>                                                                                                                                                                                                                                                                                           |
| <b>Default Value</b>    | Not Applicable                                                                                                                                                                                                                                                                                                                                               |
| <b>Write Privilege</b>  | Server Control                                                                                                                                                                                                                                                                                                                                               |
| <b>License Required</b> | iDRAC Express or iDRAC Enterprise                                                                                                                                                                                                                                                                                                                            |
| <b>Dependency</b>       | Read Only if: <ul style="list-style-type: none"><li>· ProcSettings.ProcVirtualization is Disabled</li><li>· SysSecurity.TpmActivation is Deactivate</li><li>· SysSecurity.TpmActivation is Yes</li><li>· SysSecurity.TpmSecurity is not set to OnPbm</li></ul>                                                                                               |

## BIOS.SysSecurity.NmiButton (Read or Write)

Table 1061. Details of BIOS.SysSecurity.NmiButton attribute

|                         |                                                                              |
|-------------------------|------------------------------------------------------------------------------|
| <b>Description</b>      | Enables or disables the NMI button on the front panel.                       |
| <b>Legal Values</b>     | <ul style="list-style-type: none"><li>· Enabled</li><li>· Disabled</li></ul> |
| <b>Default Value</b>    | Not Applicable                                                               |
| <b>Write Privilege</b>  | Server Control                                                               |
| <b>License Required</b> | iDRAC Express or iDRAC Enterprise                                            |
| <b>Dependency</b>       | None                                                                         |

## BIOS.SysSecurity.PasswordStatus (Read or Write)

Table 1062. Details of BIOS.SysSecurity.PasswordStatus attribute

|                         |                                                                             |
|-------------------------|-----------------------------------------------------------------------------|
| <b>Description</b>      | Locks the system password.                                                  |
| <b>Legal Values</b>     | <ul style="list-style-type: none"><li>· Locked</li><li>· Unlocked</li></ul> |
| <b>Default Value</b>    | Not Applicable                                                              |
| <b>Write Privilege</b>  | Server Control                                                              |
| <b>License Required</b> | iDRAC Express or iDRAC Enterprise                                           |
| <b>Dependency</b>       | None                                                                        |



## BIOS.SysSecurity.PwrButton (Read or Write)

Table 1063. Details of BIOS.SysSecurity.PwrButton attribute

|                         |                                                                              |
|-------------------------|------------------------------------------------------------------------------|
| <b>Description</b>      | Enables or disables the power button on the front panel.                     |
| <b>Legal Values</b>     | <ul style="list-style-type: none"><li>· Enabled</li><li>· Disabled</li></ul> |
| <b>Default Value</b>    | Not Applicable                                                               |
| <b>Write Privilege</b>  | Server Control                                                               |
| <b>License Required</b> | iDRAC Express or iDRAC Enterprise                                            |
| <b>Dependency</b>       | None                                                                         |

## BIOS.SysSecurity.SecureBoot (Read or Write)

Table 1064. Details of BIOS.SysSecurity.SecureBoot attribute

|                         |                                                                                                                                                                                                                                                                                                                                                                                                                                          |
|-------------------------|------------------------------------------------------------------------------------------------------------------------------------------------------------------------------------------------------------------------------------------------------------------------------------------------------------------------------------------------------------------------------------------------------------------------------------------|
| <b>Description</b>      | Enables or disables the SecureBoot option.<br> <b>NOTE:</b> BiosBootSettings . Bootmode must be set to UEFI and MiscSettings . ForceInt10 must be Disabled to operate this property.<br> <b>NOTE:</b> This attribute cannot be disabled by using the Local RACADM. |
| <b>Legal Values</b>     | <ul style="list-style-type: none"><li>· Enabled</li><li>· Disabled</li></ul>                                                                                                                                                                                                                                                                                                                                                             |
| <b>Default Value</b>    | Not Applicable                                                                                                                                                                                                                                                                                                                                                                                                                           |
| <b>Write Privilege</b>  | Server Control                                                                                                                                                                                                                                                                                                                                                                                                                           |
| <b>License Required</b> | iDRAC Express or iDRAC Enterprise                                                                                                                                                                                                                                                                                                                                                                                                        |
| <b>Dependency</b>       | None                                                                                                                                                                                                                                                                                                                                                                                                                                     |

## BIOS.SysSecurity.SetupPassword (Read or Write)

Table 1065. Details of BIOS.SysSecurity.SetupPassword attribute

|                         |                                                                                                                                                                                                                                                                                                                                                                                                                                                                                                                                                                                                                                                                                                                                                                |
|-------------------------|----------------------------------------------------------------------------------------------------------------------------------------------------------------------------------------------------------------------------------------------------------------------------------------------------------------------------------------------------------------------------------------------------------------------------------------------------------------------------------------------------------------------------------------------------------------------------------------------------------------------------------------------------------------------------------------------------------------------------------------------------------------|
| <b>Description</b>      | <p>Set up the system password. Optional parameter <code>-o &lt;string&gt;</code> is used with this object to provide old password as an authentication for changing the previously configured password to the new password.</p> <p>The password can include the following:</p> <ul style="list-style-type: none"><li>· Up to 32 characters including whitespace.</li><li>· Contain numbers 0 through 9.</li><li>· Only lower case alphabets are accepted.</li><li>· Special characters accepted are <code>+, ", — , ., /, ;, [, \, ], `</code>.</li></ul> <p>To enable password modification, <b>J_EN_PASSWD</b> must be installed.</p> <p>To clear the already configured password, use the option available under F2 (system setup) during system start.</p> |
| <b>Legal Values</b>     | String of up to 22 characters                                                                                                                                                                                                                                                                                                                                                                                                                                                                                                                                                                                                                                                                                                                                  |
| <b>Default Value</b>    | Not Applicable                                                                                                                                                                                                                                                                                                                                                                                                                                                                                                                                                                                                                                                                                                                                                 |
| <b>Write Privilege</b>  | Server Control                                                                                                                                                                                                                                                                                                                                                                                                                                                                                                                                                                                                                                                                                                                                                 |
| <b>License Required</b> | iDRAC Express or iDRAC Enterprise                                                                                                                                                                                                                                                                                                                                                                                                                                                                                                                                                                                                                                                                                                                              |
| <b>Dependency</b>       | None                                                                                                                                                                                                                                                                                                                                                                                                                                                                                                                                                                                                                                                                                                                                                           |

## BIOS.SysSecurity.SHA256SetupPassword (Read or Write)

Table 1066. Details of BIOS.SysSecurity.SHA256SetupPassword attribute

|                         |                                                  |
|-------------------------|--------------------------------------------------|
| <b>Description</b>      | Indicates the SHA256 hash of the setup password. |
| <b>Legal Values</b>     | String of 64 characters                          |
| <b>Default Value</b>    | Not Applicable                                   |
| <b>Write Privilege</b>  | Server Control                                   |
| <b>License Required</b> | iDRAC Express or iDRAC Enterprise                |
| <b>Dependency</b>       | None                                             |

## BIOS.SysSecurity.SHA256SetupPasswordSalt (Read or Write)

Table 1067. Details of BIOS.SysSecurity.SHA256SetupPasswordSalt attribute

|                         |                                                                    |
|-------------------------|--------------------------------------------------------------------|
| <b>Description</b>      | Indicates the Salt string added to the setup password before hash. |
| <b>Legal Values</b>     | String of 32 characters                                            |
| <b>Default Value</b>    | Not Applicable                                                     |
| <b>Write Privilege</b>  | Server Control                                                     |
| <b>License Required</b> | iDRAC Express or iDRAC Enterprise                                  |
| <b>Dependency</b>       | None                                                               |

# BIOS.SysSecurity.SHA256SystemPassword (Read or Write)

Table 1068. Details of BIOS.SysSecurity.SHA256SystemPassword attribute

|                         |                                                   |
|-------------------------|---------------------------------------------------|
| <b>Description</b>      | Indicates the SHA256 hash of the system password. |
| <b>Legal Values</b>     | String of 64 characters                           |
| <b>Default Value</b>    | Not Applicable                                    |
| <b>Write Privilege</b>  | Server Control                                    |
| <b>License Required</b> | iDRAC Express or iDRAC Enterprise                 |
| <b>Dependency</b>       | None                                              |

# BIOS.SysSecurity.SysPassword (Read or Write)

Table 1069. Details of BIOS.SysSecurity.SysPassword attribute

|                         |                                                                                                                                                                                                                                                                                                                                                                                                                                                                                                                                                                                                                                                                                                                                                                    |
|-------------------------|--------------------------------------------------------------------------------------------------------------------------------------------------------------------------------------------------------------------------------------------------------------------------------------------------------------------------------------------------------------------------------------------------------------------------------------------------------------------------------------------------------------------------------------------------------------------------------------------------------------------------------------------------------------------------------------------------------------------------------------------------------------------|
| <b>Description</b>      | <p>Provides the system password. Optional parameter <code>-o &lt;string&gt;</code> is used with this object to provide old password as an authentication for changing the previously configured password to the new password.</p> <p>The password can include the following:</p> <ul style="list-style-type: none"><li>· Up to 32 characters including whitespace.</li><li>· Contain numbers 0 through 9.</li><li>· Only lower case alphabets are accepted.</li><li>· Special characters accepted are <code>+, ", ,, -, ., /, :, [, \, ], `</code>.</li></ul> <p>To enable password modification, <b>J_EN_PASSWD</b> must be installed.</p> <p>To clear the already configured password, use the option available under F2 (system setup) during system start.</p> |
| <b>Legal Values</b>     | String of up to 22 characters                                                                                                                                                                                                                                                                                                                                                                                                                                                                                                                                                                                                                                                                                                                                      |
| <b>Default Value</b>    | Not Applicable                                                                                                                                                                                                                                                                                                                                                                                                                                                                                                                                                                                                                                                                                                                                                     |
| <b>Write Privilege</b>  | Server Control                                                                                                                                                                                                                                                                                                                                                                                                                                                                                                                                                                                                                                                                                                                                                     |
| <b>License Required</b> | iDRAC Express or iDRAC Enterprise                                                                                                                                                                                                                                                                                                                                                                                                                                                                                                                                                                                                                                                                                                                                  |
| <b>Dependency</b>       | None                                                                                                                                                                                                                                                                                                                                                                                                                                                                                                                                                                                                                                                                                                                                                               |

# BIOS.SysSecurity.SHA256SystemPasswordSalt (Read or Write)

Table 1070. Details of BIOS.SysSecurity.SHA256SystemPasswordSalt attribute

|                         |                                                                     |
|-------------------------|---------------------------------------------------------------------|
| <b>Description</b>      | Indicates the Salt string added to the system password before hash. |
| <b>Legal Values</b>     | String of 32 characters                                             |
| <b>Default Value</b>    | Not Applicable                                                      |
| <b>Write Privilege</b>  | Server Control                                                      |
| <b>License Required</b> | iDRAC Express or iDRAC Enterprise                                   |
| <b>Dependency</b>       | None                                                                |



## BIOS.SysSecurity.SignedFirmwareUpdate (Read or Write)

Table 1071. Details of BIOS.SysSecurity.SignedFirmwareUpdate attribute

|                         |                                                                                                                                                                              |
|-------------------------|------------------------------------------------------------------------------------------------------------------------------------------------------------------------------|
| <b>Description</b>      | Enables the signed BIOS update feature. Once enabled, this attribute cannot be disabled. When you change the value from disabled to enabled, a warning message is displayed. |
| <b>Legal Values</b>     | <ul style="list-style-type: none"><li>· Enabled</li><li>· Disabled</li></ul>                                                                                                 |
| <b>Default Value</b>    | Not Applicable                                                                                                                                                               |
| <b>Write Privilege</b>  | Server Control                                                                                                                                                               |
| <b>License Required</b> | iDRAC Express or iDRAC Enterprise                                                                                                                                            |
| <b>Dependency</b>       | None                                                                                                                                                                         |

## BIOS.SysSecurity.TcmActivation (Read or Write)

Table 1072. Details of BIOS.SysSecurity.TcmActivation attribute

|                         |                                                                                                     |
|-------------------------|-----------------------------------------------------------------------------------------------------|
| <b>Description</b>      | Set the operational state of the Trusted Cryptography Module (TCM).                                 |
| <b>Legal Values</b>     | <ul style="list-style-type: none"><li>· No change</li><li>· Activate</li><li>· Deactivate</li></ul> |
| <b>Default Value</b>    | Not Applicable                                                                                      |
| <b>Write Privilege</b>  | Server Control                                                                                      |
| <b>License Required</b> | iDRAC Express or iDRAC Enterprise                                                                   |
| <b>Dependency</b>       | None                                                                                                |

## BIOS.SysSecurity.TcmClear (Read or Write)

Table 1073. Details of BIOS.SysSecurity.TcmClear attribute

|                         |                                                                                                              |
|-------------------------|--------------------------------------------------------------------------------------------------------------|
| <b>Description</b>      | Warns that clearing the TPM causes loss of all keys in the TPM. It may affect starting the operating system. |
| <b>Legal Values</b>     | <ul style="list-style-type: none"><li>· Yes</li><li>· No</li></ul>                                           |
| <b>Default Value</b>    | Not Applicable                                                                                               |
| <b>Write Privilege</b>  | Server Control                                                                                               |
| <b>License Required</b> | iDRAC Express or iDRAC Enterprise                                                                            |
| <b>Dependency</b>       | None                                                                                                         |

## BIOS.SysSecurity.TcmSecurity (Read or Write)

Table 1074. Details of BIOS.SysSecurity.TcmSecurity attribute

|                    |                                                                                |
|--------------------|--------------------------------------------------------------------------------|
| <b>Description</b> | Controls the reporting of the Trusted Cryptography Module (TCM) in the system. |
|--------------------|--------------------------------------------------------------------------------|

|                         |                                                                       |
|-------------------------|-----------------------------------------------------------------------|
| <b>Legal Values</b>     | <ul style="list-style-type: none"> <li>· Off</li> <li>· On</li> </ul> |
| <b>Default Value</b>    | Not Applicable                                                        |
| <b>Write Privilege</b>  | Server Control                                                        |
| <b>License Required</b> | iDRAC Express or iDRAC Enterprise                                     |
| <b>Dependency</b>       | None                                                                  |

## BIOS.SysSecurity.TpmActivation (Read or Write)

**Table 1075. Details of BIOS.SysSecurity.TpmActivation attribute**

|                         |                                                                                                        |
|-------------------------|--------------------------------------------------------------------------------------------------------|
| <b>Description</b>      | Specify the operational state of the Trusted Platform Module (TPM).                                    |
| <b>Legal Values</b>     | <ul style="list-style-type: none"> <li>· NoChange</li> <li>· Activate</li> <li>· Deactivate</li> </ul> |
| <b>Default Value</b>    | Not Applicable                                                                                         |
| <b>Write Privilege</b>  | Server Control                                                                                         |
| <b>License Required</b> | iDRAC Express or iDRAC Enterprise                                                                      |
| <b>Dependency</b>       | Read Only if <code>SysSecurity.TpmSecurity</code> is set to <code>Off</code> .                         |

## BIOS.SysSecurity.TpmClear (Read or Write)

**Table 1076. Details of BIOS.SysSecurity.TpmClear attribute**

|                         |                                                                                                              |
|-------------------------|--------------------------------------------------------------------------------------------------------------|
| <b>Description</b>      | Warns that clearing the TPM causes loss of all keys in the TPM. It may affect starting the operating system. |
| <b>Legal Values</b>     | <ul style="list-style-type: none"> <li>· Yes</li> <li>· No</li> </ul>                                        |
| <b>Default Value</b>    | Not Applicable                                                                                               |
| <b>Write Privilege</b>  | Server Control                                                                                               |
| <b>License Required</b> | iDRAC Express or iDRAC Enterprise                                                                            |
| <b>Dependency</b>       | Read Only if <code>SysSecurity.TpmSecurity</code> is set to <code>Off</code> .                               |

## BIOS.SysSecurity.TpmFirmware

**Table 1077. Details of BIOS.SysSecurity.TpmFirmware attribute**

|                         |                                                                     |
|-------------------------|---------------------------------------------------------------------|
| <b>Description</b>      | Displays the firmware version of the Trusted Platform Module (TPM). |
| <b>Legal Values</b>     | NA                                                                  |
| <b>Default Value</b>    | NA                                                                  |
| <b>Write Privilege</b>  | Server control                                                      |
| <b>License Required</b> | RACADM                                                              |

**Dependency** None

## BIOS.SysSecurity.TpmPpiBypassClear

**Table 1078. Details of BIOS.SysSecurity.TpmPpiBypassClear attribute**

|                         |                                                                                                                                                                     |
|-------------------------|---------------------------------------------------------------------------------------------------------------------------------------------------------------------|
| <b>Description</b>      | Clears the Physical Presence Interface (PPI) Advanced Configuration and Power Interface (ACPI) and enables the operating system to by-pass the PPI-related prompts. |
| <b>Legal Values</b>     | <ul style="list-style-type: none"><li>· Enabled</li><li>· Disabled</li></ul>                                                                                        |
| <b>Default Value</b>    | NA                                                                                                                                                                  |
| <b>Write Privilege</b>  | Server control                                                                                                                                                      |
| <b>License Required</b> | RACADM                                                                                                                                                              |
| <b>Dependency</b>       | None                                                                                                                                                                |

## BIOS.SysSecurity.TpmPpiBypassProvision

**Table 1079. Details of BIOS.SysSecurity.TpmPpiBypassProvision attribute**

|                         |                                                                                                                                                                                           |
|-------------------------|-------------------------------------------------------------------------------------------------------------------------------------------------------------------------------------------|
| <b>Description</b>      | Enables or disables the Physical Presence Interface (PPI) Advanced Configuration and Power Interface (ACPI) and this feature enables operating system to by-pass the PPI-related prompts. |
| <b>Legal Values</b>     | <ul style="list-style-type: none"><li>· Enabled</li><li>· Disabled</li></ul>                                                                                                              |
| <b>Default Value</b>    | NA                                                                                                                                                                                        |
| <b>Write Privilege</b>  | Server control                                                                                                                                                                            |
| <b>License Required</b> | RACADM                                                                                                                                                                                    |
| <b>Dependency</b>       | None                                                                                                                                                                                      |

## BIOS.SysSecurity.TpmSecurity (Read or Write)

**Table 1080. Details of BIOS.SysSecurity.TpmSecurity attribute**

|                         |                                                                                         |
|-------------------------|-----------------------------------------------------------------------------------------|
| <b>Description</b>      | Controls the reporting of the Trusted Platform Module (TPM) in the system.              |
| <b>Legal Values</b>     | <ul style="list-style-type: none"><li>· Off</li><li>· OnPbm</li><li>· OnNoPbm</li></ul> |
| <b>Default Value</b>    | Not Applicable                                                                          |
| <b>Write Privilege</b>  | Server Control                                                                          |
| <b>License Required</b> | iDRAC Express or iDRAC Enterprise                                                       |
| <b>Dependency</b>       | None                                                                                    |

## BIOS.SysSecurity.TPMStatus (Read Only)

Table 1081. Details of BIOS.SysSecurity.TPMStatus attribute

|                         |                                      |
|-------------------------|--------------------------------------|
| <b>Description</b>      | Displays the status of TPM.          |
| <b>Legal Values</b>     | String of up to 64 ASCII characters. |
| <b>Default Value</b>    | Not Applicable                       |
| <b>Write Privilege</b>  | Not Applicable                       |
| <b>License Required</b> | iDRAC Express or iDRAC Enterprise    |
| <b>Dependency</b>       | None                                 |

## BIOS.UefiBootSettings

The objects in this group manages the UEFI boot settings.

## BIOS.UefiBootSettings.UefiBootSeq (Read or Write)

Table 1082. Details of BIOS.UefiBootSettings.UefiBootSeq attribute

|                         |                                                                                                                                                                                                      |
|-------------------------|------------------------------------------------------------------------------------------------------------------------------------------------------------------------------------------------------|
| <b>Description</b>      | Controls the UEFI boot order. The first option in the list is tried first. If unsuccessful, the second option is tried and so on. This property is applied only when Boot Mode is UEFI and not BIOS. |
| <b>Legal Values</b>     | Enum Values                                                                                                                                                                                          |
| <b>Default Value</b>    | Not Applicable                                                                                                                                                                                       |
| <b>Write Privilege</b>  | Server Control                                                                                                                                                                                       |
| <b>License Required</b> | iDRAC Express or iDRAC Enterprise                                                                                                                                                                    |
| <b>Dependency</b>       | None                                                                                                                                                                                                 |

## BIOS.UefiBootSettings.UefiPxelpVersion (Read or Write)

Table 1083. Details of BIOS.UefiBootSettings.UefiPxelpVersion attribute

|                         |                                                                                                                                                                                                                                                    |
|-------------------------|----------------------------------------------------------------------------------------------------------------------------------------------------------------------------------------------------------------------------------------------------|
| <b>Description</b>      | Enables to select the IPv4 PXE booting (default) or IPv6 PXE booting when in UEFI boot mode. This property is disabled in BIOS boot mode. If this property is modified, the PXE options in the UEFI boot sequence is replaced on the next restart. |
| <b>Legal Values</b>     | <ul style="list-style-type: none"><li>· IPv4</li><li>· IPv6</li></ul>                                                                                                                                                                              |
| <b>Default Value</b>    | Not Applicable                                                                                                                                                                                                                                     |
| <b>Write Privilege</b>  | Server Control                                                                                                                                                                                                                                     |
| <b>License Required</b> | iDRAC Express or iDRAC Enterprise                                                                                                                                                                                                                  |
| <b>Dependency</b>       | None                                                                                                                                                                                                                                               |

## FC.FCDevice

The objects in this group manage the FC device.

## FC.FCDevice.BusDeviceFunction (Read Only)

Table 1084. Details of FC.FCDevice.BusDeviceFunction attribute

|                         |                                                                                  |
|-------------------------|----------------------------------------------------------------------------------|
| <b>Description</b>      | Indicates the enumerated PCI Bus, Device, and Function value as a single string. |
| <b>Legal Values</b>     | Not Applicable                                                                   |
| <b>Default Value</b>    | Not Applicable                                                                   |
| <b>Write Privilege</b>  | Not Applicable                                                                   |
| <b>License Required</b> | iDRAC Express or iDRAC Enterprise                                                |
| <b>Dependency</b>       | Not Applicable                                                                   |

## FC.FCDevice.ChipMdl (Read Only)

Table 1085. Details of FC.FCDevice.ChipMdl attribute

|                         |                                                    |
|-------------------------|----------------------------------------------------|
| <b>Description</b>      | Indicates the PCI configuration space information. |
| <b>Legal Values</b>     | Not Applicable                                     |
| <b>Default Value</b>    | Not Applicable                                     |
| <b>Write Privilege</b>  | Not Applicable                                     |
| <b>License Required</b> | iDRAC Express or iDRAC Enterprise                  |
| <b>Dependency</b>       | Not Applicable                                     |

## FC.FCDevice.EFIVersion (Read Only)

Table 1086. Details of FC.FCDevice.EFIVersion attribute

|                         |                                                 |
|-------------------------|-------------------------------------------------|
| <b>Description</b>      | Indicates the version of the EFI device driver. |
| <b>Legal Values</b>     | Not Applicable                                  |
| <b>Default Value</b>    | Not Applicable                                  |
| <b>Write Privilege</b>  | Not Applicable                                  |
| <b>License Required</b> | iDRAC Express or iDRAC Enterprise               |
| <b>Dependency</b>       | Not Applicable                                  |

## FC.FCDevice.FamilyVersion (Read Only)

Table 1087. Details of FC.FCDevice.FamilyVersion attribute

|                         |                                          |
|-------------------------|------------------------------------------|
| <b>Description</b>      | Indicates the firmware's family version. |
| <b>Legal Values</b>     | Not Applicable                           |
| <b>Default Value</b>    | Not Applicable                           |
| <b>Write Privilege</b>  | Not Applicable                           |
| <b>License Required</b> | iDRAC Express or iDRAC Enterprise        |
| <b>Dependency</b>       | Not Applicable                           |

## FC.FCDevice.PCIDeviceID (Read Only)

Table 1088. Details of FC.FCDevice.PCIDeviceID attribute

|                         |                                                                 |
|-------------------------|-----------------------------------------------------------------|
| <b>Description</b>      | Indicates the device ID present in the PCI configuration space. |
| <b>Legal Values</b>     | Not Applicable                                                  |
| <b>Default Value</b>    | Not Applicable                                                  |
| <b>Write Privilege</b>  | Not Applicable                                                  |
| <b>License Required</b> | iDRAC Express or iDRAC Enterprise                               |
| <b>Dependency</b>       | Not Applicable                                                  |

## FC.FCTarget

The objects in this group manage the Fibre Channel target.

## FC.FCTarget.BootScanSelection (Read or Write)

Table 1089. Details of FC.FCTarget.BootScanSelection attribute

|                         |                                                                                                                                                                            |
|-------------------------|----------------------------------------------------------------------------------------------------------------------------------------------------------------------------|
| <b>Description</b>      | Sets the port's operation while starting the system from Fiber Channel target(s). Only operations supported by the option-ROM should be implemented.                       |
| <b>Legal Values</b>     | <ul style="list-style-type: none"><li>· Disabled</li><li>· SpecifiedLUN</li><li>· FirstLUN</li><li>· FirstLUN0</li><li>· FirstNOTLUN0</li><li>· FabricDiscovered</li></ul> |
| <b>Default Value</b>    | Disabled                                                                                                                                                                   |
| <b>Write Privilege</b>  | Server Control                                                                                                                                                             |
| <b>License Required</b> | iDRAC Express or iDRAC Enterprise                                                                                                                                          |
| <b>Dependency</b>       | Not Applicable                                                                                                                                                             |

## FC.FCTarget.FirstFCTargetLUN (Read or Write)

Table 1090. Details of FC.FCTarget.FirstFCTargetLUN attribute

|                         |                                                                                 |
|-------------------------|---------------------------------------------------------------------------------|
| <b>Description</b>      | Specifies the LUN (Logical Unit Number) of the first Fibre Channel boot target. |
| <b>Legal Values</b>     | Not Applicable                                                                  |
| <b>Default Value</b>    | Not Applicable                                                                  |
| <b>Write Privilege</b>  | Server Control                                                                  |
| <b>License Required</b> | iDRAC Express or iDRAC Enterprise                                               |
| <b>Dependency</b>       | Not Applicable                                                                  |

## FC.FCTarget.FirstFCTargetWWPN (Read or Write)

Table 1091. Details of FC.FCTarget.FirstFCTargetWWPN attribute

|                         |                                                                            |
|-------------------------|----------------------------------------------------------------------------|
| <b>Description</b>      | Specifies the World Wide Port Name of the first Fibre Channel boot target. |
| <b>Legal Values</b>     | Not Applicable                                                             |
| <b>Default Value</b>    | Not Applicable                                                             |
| <b>Write Privilege</b>  | Server Control                                                             |
| <b>License Required</b> | iDRAC Express or iDRAC Enterprise                                          |
| <b>Dependency</b>       | Not Applicable                                                             |

## FC.FCTarget.SecondFCTargetLUN (Read or Write)

Table 1092. Details of FC.FCTarget.SecondFCTargetLUN attribute

|                         |                                                            |
|-------------------------|------------------------------------------------------------|
| <b>Description</b>      | Specifies the LUN of the second Fibre Channel boot target. |
| <b>Legal Values</b>     | Not Applicable                                             |
| <b>Default Value</b>    | Not Applicable                                             |
| <b>Write Privilege</b>  | Server Control                                             |
| <b>License Required</b> | iDRAC Express or iDRAC Enterprise                          |
| <b>Dependency</b>       | Not Applicable                                             |

## FC.FCTarget.SecondFCTargetWWPN (Read or Write)

Table 1093. Details of FC.FCTarget.SecondFCTargetWWPN attribute

|                         |                                                                                    |
|-------------------------|------------------------------------------------------------------------------------|
| <b>Description</b>      | Specifies the World Wide Port Name (WWPN) of the second Fibre Channel boot target. |
| <b>Legal Values</b>     | Not Applicable                                                                     |
| <b>Default Value</b>    | Not Applicable                                                                     |
| <b>Write Privilege</b>  | Server Control                                                                     |
| <b>License Required</b> | iDRAC Express or iDRAC Enterprise                                                  |
| <b>Dependency</b>       | Not Applicable                                                                     |

## FC.HBAConfig

The objects in this group manage the Fibre Channel Host Bus Adapter (HBA).

## FC.HBAConfig.FCTape (Read or Write)

Table 1094. Details of FC.HBAConfig.FCTape attribute

|                        |                                                                              |
|------------------------|------------------------------------------------------------------------------|
| <b>Description</b>     | Enables or disables Fibre Channel Tape support.                              |
| <b>Legal Values</b>    | <ul style="list-style-type: none"><li>· Enabled</li><li>· Disabled</li></ul> |
| <b>Default Value</b>   | Disabled                                                                     |
| <b>Write Privilege</b> | Server Control                                                               |

**License Required** iDRAC Express or iDRAC Enterprise

**Dependency** Not Applicable

## FC.HBAConfig.FabricLoginTimeout (Read or Write)

Table 1095. Details of FC.HBAConfig.FabricLoginTimeout attribute

**Description** Sets the SAN Fabric login time out.

**Legal Values** Not Applicable

**Default Value** 3000

**Write Privilege** Server Control

**License Required** iDRAC Express or iDRAC Enterprise

**Dependency** Not Applicable

## FC.HBAConfig.FabricLoginRetryCount (Read or Write)

Table 1096. Details of FC.HBAConfig.FabricLoginRetryCount attribute

**Description** Sets the current SAN Fabric login retry count.

**Legal Values** Not Applicable

**Default Value** 3

**Write Privilege** Server Control

**License Required** iDRAC Express or iDRAC Enterprise

**Dependency** Not Applicable

## FC.HBAConfig.FramePayloadSize (Read or Write)

Table 1097. Details of FC.HBAConfig.FramePayloadSize attribute

**Description** Sets the Frame Payload Size to automatic or in bytes.

**Legal Values**

- Auto
- 512
- 1024
- 2048
- 2112

**Default Value** Auto

**Write Privilege** Server Control

**License Required** iDRAC Express or iDRAC Enterprise

**Dependency** Not Applicable

## FC.HBAConfig.HardZone (Read or Write)

Table 1098. Details of FC.HBAConfig.HardZone attribute

**Description** Enables or disables the Fibre Channel hard zone.



|                         |                                                                                 |
|-------------------------|---------------------------------------------------------------------------------|
| <b>Legal Values</b>     | <ul style="list-style-type: none"> <li>· Enabled</li> <li>· Disabled</li> </ul> |
| <b>Default Value</b>    | Disabled                                                                        |
| <b>Write Privilege</b>  | Server Control                                                                  |
| <b>License Required</b> | iDRAC Express or iDRAC Enterprise                                               |
| <b>Dependency</b>       | Not Applicable                                                                  |

## FC.HBAConfig.HardZoneAddress (Read or Write)

Table 1099. Details of FC.HBAConfig.HardZoneAddress attribute

|                         |                                   |
|-------------------------|-----------------------------------|
| <b>Description</b>      | Sets the Hard Zone address.       |
| <b>Legal Values</b>     | Not Applicable                    |
| <b>Default Value</b>    | 0                                 |
| <b>Write Privilege</b>  | Server Control                    |
| <b>License Required</b> | iDRAC Express or iDRAC Enterprise |
| <b>Dependency</b>       | Not Applicable                    |

## FC.HBAConfig.LinkDownTimeout (Read or Write)

Table 1100. Details of FC.HBAConfig.LinkDownTimeout attribute

|                         |                                   |
|-------------------------|-----------------------------------|
| <b>Description</b>      | Sets the Link down time out.      |
| <b>Legal Values</b>     | Not Applicable                    |
| <b>Default Value</b>    | 3000                              |
| <b>Write Privilege</b>  | Server Control                    |
| <b>License Required</b> | iDRAC Express or iDRAC Enterprise |
| <b>Dependency</b>       | Not Applicable                    |

## FC.HBAConfig.LoopResetDelay (Read or Write)

Table 1101. Details of FC.HBAConfig.LoopResetDelay attribute

|                         |                                                               |
|-------------------------|---------------------------------------------------------------|
| <b>Description</b>      | Sets the arbitrated Loop Reset Delay for the port in seconds. |
| <b>Legal Values</b>     | Not Applicable                                                |
| <b>Default Value</b>    | 5                                                             |
| <b>Write Privilege</b>  | Server Control                                                |
| <b>License Required</b> | iDRAC Express or iDRAC Enterprise                             |
| <b>Dependency</b>       | Not Applicable                                                |

## FC.HBAConfig.PortDownRetryCount (Read or Write)

Table 1102. Details of FC.HBAConfig.PortDownRetryCount attribute

|                    |                                                     |
|--------------------|-----------------------------------------------------|
| <b>Description</b> | Sets the target port down Input/Output retry count. |
|--------------------|-----------------------------------------------------|

|                         |                                   |
|-------------------------|-----------------------------------|
| <b>Legal Values</b>     | Not Applicable                    |
| <b>Default Value</b>    | Not Applicable                    |
| <b>Write Privilege</b>  | Server Control                    |
| <b>License Required</b> | iDRAC Express or iDRAC Enterprise |
| <b>Dependency</b>       | Not Applicable                    |

## FC.HBAConfig.PortDownTimeout (Read or Write)

**Table 1103. Details of FC.HBAConfig.PortDownTimeout attribute**

|                         |                                     |
|-------------------------|-------------------------------------|
| <b>Description</b>      | Sets the target port down time out. |
| <b>Legal Values</b>     | Not Applicable                      |
| <b>Default Value</b>    | 3000                                |
| <b>Write Privilege</b>  | Server Control                      |
| <b>License Required</b> | iDRAC Express or iDRAC Enterprise   |
| <b>Dependency</b>       | Not Applicable                      |

## FC.HBAConfig.PortLoginRetryCount (Read or Write)

**Table 1104. Details of FC.HBAConfig.PortLoginRetryCount attribute**

|                         |                                         |
|-------------------------|-----------------------------------------|
| <b>Description</b>      | Sets the target Port login retry count. |
| <b>Legal Values</b>     | Not Applicable                          |
| <b>Default Value</b>    | 3                                       |
| <b>Write Privilege</b>  | Server Control                          |
| <b>License Required</b> | iDRAC Express or iDRAC Enterprise       |
| <b>Dependency</b>       | Not Applicable                          |

## FC.HBAConfig.PortLoginTimeout (Read or Write)

**Table 1105. Details of FC.HBAConfig.PortLoginTimeout attribute**

|                         |                                      |
|-------------------------|--------------------------------------|
| <b>Description</b>      | Sets the target port login time out. |
| <b>Legal Values</b>     | Not Applicable                       |
| <b>Default Value</b>    | 3000                                 |
| <b>Write Privilege</b>  | Server Control                       |
| <b>License Required</b> | iDRAC Express or iDRAC Enterprise    |
| <b>Dependency</b>       | Not Applicable                       |

## FC.PortConfig

The objects in this group manage the Fiber Channel port configuration.

## FC.PortConfig.DeviceName (Read Only)

Table 1106. Details of FC.PortConfig.DeviceName attribute

|                         |                                                                   |
|-------------------------|-------------------------------------------------------------------|
| <b>Description</b>      | Indicates the product name of the Fibre Channel host bus adapter. |
| <b>Legal Values</b>     | Not Applicable                                                    |
| <b>Default Value</b>    | Not Applicable                                                    |
| <b>Write Privilege</b>  | Not Applicable                                                    |
| <b>License Required</b> | iDRAC Express or iDRAC Enterprise                                 |
| <b>Dependency</b>       | Not Applicable                                                    |

## FC.PortConfig.FCDevice (Read Only)

Table 1107. Details of FC.PortConfig.FCDevice attribute

|                         |                                                  |
|-------------------------|--------------------------------------------------|
| <b>Description</b>      | Displays the version of the device and firmware. |
| <b>Legal Values</b>     | Not Applicable                                   |
| <b>Default Value</b>    | Not Applicable                                   |
| <b>Write Privilege</b>  | Not Applicable                                   |
| <b>License Required</b> | iDRAC Express or iDRAC Enterprise                |
| <b>Dependency</b>       | Not Applicable                                   |

## FC.PortConfig.FCTarget (Read Only)

Table 1108. Details of attribute

|                         |                                                                                                            |
|-------------------------|------------------------------------------------------------------------------------------------------------|
| <b>Description</b>      | Enables the connection, configure boot, and communication parameters for the Fibre Channel boot target(s). |
| <b>Legal Values</b>     | Not Applicable                                                                                             |
| <b>Default Value</b>    | Not Applicable                                                                                             |
| <b>Write Privilege</b>  | Not Applicable                                                                                             |
| <b>License Required</b> | iDRAC Express or iDRAC Enterprise                                                                          |
| <b>Dependency</b>       | Not Applicable                                                                                             |

## FC.PortConfig.HBAConfig (Read Only)

Table 1109. Details of FC.PortConfig.HBAConfig attribute

|                         |                                                        |
|-------------------------|--------------------------------------------------------|
| <b>Description</b>      | Configures the advanced settings for adapter and port. |
| <b>Legal Values</b>     | Not Applicable                                         |
| <b>Default Value</b>    | Not Applicable                                         |
| <b>Write Privilege</b>  | Not Applicable                                         |
| <b>License Required</b> | iDRAC Express or iDRAC Enterprise                      |
| <b>Dependency</b>       | Not Applicable                                         |

## FC.PortConfig.PortNumber (Read Only)

Table 1110. Details of FC.PortConfig.PortNumber attribute

|                         |                                                           |
|-------------------------|-----------------------------------------------------------|
| <b>Description</b>      | Indicates the Fibre Channel Host Bus Adapter port number. |
| <b>Legal Values</b>     | Not Applicable                                            |
| <b>Default Value</b>    | Not Applicable                                            |
| <b>Write Privilege</b>  | Not Applicable                                            |
| <b>License Required</b> | iDRAC Express or iDRAC Enterprise                         |
| <b>Dependency</b>       | Not Applicable                                            |

## FC.PortConfig.PortSpeed (Read or Write)

Table 1111. Details of FC.PortConfig.PortSpeed attribute

|                         |                                                                                                                          |
|-------------------------|--------------------------------------------------------------------------------------------------------------------------|
| <b>Description</b>      | Specifies the data rate of the Fibre Channel Host Bus Adapter port. The value can be Automatic or specified in Gbps.     |
| <b>Legal Values</b>     | <ul style="list-style-type: none"><li>· Auto</li><li>· 1G</li><li>· 2G</li><li>· 4G</li><li>· 8G</li><li>· 16G</li></ul> |
| <b>Default Value</b>    | Auto                                                                                                                     |
| <b>Write Privilege</b>  | Sever Control                                                                                                            |
| <b>License Required</b> | iDRAC Express or iDRAC Enterprise                                                                                        |
| <b>Dependency</b>       | Not Applicable                                                                                                           |

## FC.PortConfig.VirtualWWN (Read or Write)

Table 1112. Details of aFC.PortConfig.VirtualWWN ttribute

|                         |                                                                 |
|-------------------------|-----------------------------------------------------------------|
| <b>Description</b>      | Indicates the virtual Fibre Channel World Wide Node Name (WWN). |
| <b>Legal Values</b>     | Not Applicable                                                  |
| <b>Default Value</b>    | Not Applicable                                                  |
| <b>Write Privilege</b>  | Server Control                                                  |
| <b>License Required</b> | iDRAC Express or iDRAC Enterprise                               |
| <b>Dependency</b>       | Not Applicable                                                  |

## FC.PortConfig.VirtualWWPN (Read or Write)

Table 1113. Details of FC.PortConfig.VirtualWWPN attribute

|                      |                                                                       |
|----------------------|-----------------------------------------------------------------------|
| <b>Description</b>   | Indicates the virtual Fibre Channel World Wide Port Name of the port. |
| <b>Legal Values</b>  | Not Applicable                                                        |
| <b>Default Value</b> | Not Applicable                                                        |

|                         |                                   |
|-------------------------|-----------------------------------|
| <b>Write Privilege</b>  | Server Control                    |
| <b>License Required</b> | iDRAC Express or iDRAC Enterprise |
| <b>Dependency</b>       | Not Applicable                    |

## FC.PortConfig.WWN (Read Only)

**Table 1114. Details of FC.PortConfig.WWN attribute**

|                         |                                                             |
|-------------------------|-------------------------------------------------------------|
| <b>Description</b>      | Indicates the permanent Fibre Channel World Wide Node name. |
| <b>Legal Values</b>     | Not Applicable                                              |
| <b>Default Value</b>    | Not Applicable                                              |
| <b>Write Privilege</b>  | Not Applicable                                              |
| <b>License Required</b> | iDRAC Express or iDRAC Enterprise                           |
| <b>Dependency</b>       | Not Applicable                                              |

## FC.PortConfig.WWPN (Read Only)

**Table 1115. Details of FC.PortConfig.WWPN attribute**

|                         |                                                                                  |
|-------------------------|----------------------------------------------------------------------------------|
| <b>Description</b>      | Indicates the permanent Fibre Channel World Wide Port Name assigned to the port. |
| <b>Legal Values</b>     | Not Applicable                                                                   |
| <b>Default Value</b>    | Not Applicable                                                                   |
| <b>Write Privilege</b>  | Not Applicable                                                                   |
| <b>License Required</b> | iDRAC Express or iDRAC Enterprise                                                |
| <b>Dependency</b>       | Not Applicable                                                                   |

## NIC.ConfigureForm

The following section provides information about the objects in the NIC.ConfigureForm.

**i** **NOTE: Autocomplete will not work if you replace n with the index in this object. You have to type NIC.ConfigureFormn and press tab to view the list of attributes.**

## NIC.ConfigureFormn.BusDeviceFunction (Read Only)

**Table 1116. Details of NIC.ConfigureFormn.BusDeviceFunction attribute**

|                         |                                                 |
|-------------------------|-------------------------------------------------|
| <b>Description</b>      | Indicates the value of the bus device function. |
| <b>Legal Values</b>     | Not Applicable                                  |
| <b>Default Value</b>    | Not Applicable                                  |
| <b>Write Privilege</b>  | Not Applicable                                  |
| <b>License Required</b> | iDRAC Express or iDRAC Enterprise               |
| <b>Dependency</b>       | Not Applicable                                  |

## NIC.ConfigureFormn.MacAddr (Read Only)

Table 1117. Details of NIC.ConfigureFormn.MacAddr attribute

|                         |                                      |
|-------------------------|--------------------------------------|
| <b>Description</b>      | Indicates the permanent MAC address. |
| <b>Legal Values</b>     | Not Applicable                       |
| <b>Default Value</b>    | Not Applicable                       |
| <b>Write Privilege</b>  | Not Applicable                       |
| <b>License Required</b> | iDRAC Express or iDRAC Enterprise    |
| <b>Dependency</b>       | Not Applicable                       |

## NIC.ConfigureFormn.FIPMacAddr (Read Only)

Table 1118. Details of NIC.ConfigureFormn.FIPMacAddr attribute

|                         |                                                   |
|-------------------------|---------------------------------------------------|
| <b>Description</b>      | Indicates the permanent FIP-MAC address for FCoE. |
| <b>Legal Values</b>     | Not Applicable                                    |
| <b>Default Value</b>    | Not Applicable                                    |
| <b>Write Privilege</b>  | Not Applicable                                    |
| <b>License Required</b> | iDRAC Express or iDRAC Enterprise                 |
| <b>Dependency</b>       | Not Applicable                                    |

## NIC.ConfigureFormn.IscsiMacAddr (Read Only)

Table 1119. Details of NIC.ConfigureFormn.IscsiMacAddr attribute

|                         |                                                         |
|-------------------------|---------------------------------------------------------|
| <b>Description</b>      | Indicates the permanent MAC address for iSCSI off load. |
| <b>Legal Values</b>     | Not Applicable                                          |
| <b>Default Value</b>    | Not Applicable                                          |
| <b>Write Privilege</b>  | Not Applicable                                          |
| <b>License Required</b> | iDRAC Express or iDRAC Enterprise                       |
| <b>Dependency</b>       | Not Applicable                                          |

## NIC.ConfigureFormn.iScsiOffloadMode (Read or Write)

Table 1120. Details of NIC.ConfigureFormn.iScsiOffloadMode attribute

|                         |                                                                              |
|-------------------------|------------------------------------------------------------------------------|
| <b>Description</b>      | Enables or disables the iSCSI off load on the partition.                     |
| <b>Legal Values</b>     | <ul style="list-style-type: none"><li>· Enabled</li><li>· Disabled</li></ul> |
| <b>Default Value</b>    | Disabled                                                                     |
| <b>Write Privilege</b>  | Server Control                                                               |
| <b>License Required</b> | iDRAC Express or iDRAC Enterprise                                            |
| <b>Dependency</b>       | Not Applicable                                                               |

## NIC.ConfigureFormn.FCoEOffloadMode (Read or Write)

Table 1121. Details of NIC.ConfigureFormn.FCoEOffloadMode attribute

|                         |                                                                              |
|-------------------------|------------------------------------------------------------------------------|
| <b>Description</b>      | Enables or disables the FCoE on the partition.                               |
| <b>Legal Values</b>     | <ul style="list-style-type: none"><li>· Enabled</li><li>· Disabled</li></ul> |
| <b>Default Value</b>    | Disabled                                                                     |
| <b>Write Privilege</b>  | Server Control                                                               |
| <b>License Required</b> | iDRAC Express or iDRAC Enterprise                                            |
| <b>Dependency</b>       | Not Applicable                                                               |

## NIC.ConfigureFormn.NicMode (Read or Write)

Table 1122. Details of NIC.ConfigureFormn.NicMode attribute

|                         |                                                                              |
|-------------------------|------------------------------------------------------------------------------|
| <b>Description</b>      | Enables or disables the NIC mode on the partition.                           |
| <b>Legal Values</b>     | <ul style="list-style-type: none"><li>· Enabled</li><li>· Disabled</li></ul> |
| <b>Default Value</b>    | Disabled                                                                     |
| <b>Write Privilege</b>  | Server Control                                                               |
| <b>License Required</b> | iDRAC Express or iDRAC Enterprise                                            |
| <b>Dependency</b>       | Not Applicable                                                               |

## NIC.ConfigureFormn.PCIDeviceID (Read Only)

Table 1123. Details of NIC.ConfigureFormn.PCIDeviceID attribute

|                         |                                               |
|-------------------------|-----------------------------------------------|
| <b>Description</b>      | Indicates the PCI Device ID of the partition. |
| <b>Legal Values</b>     | Not Applicable                                |
| <b>Default Value</b>    | Not Applicable                                |
| <b>Write Privilege</b>  | Not Applicable                                |
| <b>License Required</b> | iDRAC Express or iDRAC Enterprise             |
| <b>Dependency</b>       | Not Applicable                                |

## NIC.ConfigureFormn.WWN (Read Only)

Table 1124. Details of NIC.ConfigureFormn.WWN attribute

|                         |                                                                       |
|-------------------------|-----------------------------------------------------------------------|
| <b>Description</b>      | Indicates the Fibre Channel World Wide Node name identifier for FCoE. |
| <b>Legal Values</b>     | Not Applicable                                                        |
| <b>Default Value</b>    | Not Applicable                                                        |
| <b>Write Privilege</b>  | Not Applicable                                                        |
| <b>License Required</b> | iDRAC Express or iDRAC Enterprise                                     |
| <b>Dependency</b>       | Not Applicable                                                        |

## NIC.ConfigureFormn.WWPN (Read Only)

Table 1125. Details of NIC.ConfigureFormn.WWPN attribute

|                         |                                                                       |
|-------------------------|-----------------------------------------------------------------------|
| <b>Description</b>      | Indicates the Fibre Channel World Wide Port Name identifier for FCoE. |
| <b>Legal Values</b>     | Not Applicable                                                        |
| <b>Default Value</b>    | Not Applicable                                                        |
| <b>Write Privilege</b>  | Not Applicable                                                        |
| <b>License Required</b> | iDRAC Express or iDRAC Enterprise                                     |
| <b>Dependency</b>       | Not Applicable                                                        |

## NIC.ConfigureFormn.VirtWWN (Read or Write)

Table 1126. Details of NIC.ConfigureFormn.VirtWWN attribute

|                         |                                                                            |
|-------------------------|----------------------------------------------------------------------------|
| <b>Description</b>      | Sets the Fibre Channel World Wide Node Name identifier for partition FCoE. |
| <b>Legal Values</b>     | Not Applicable                                                             |
| <b>Default Value</b>    | 00:00:00:00:00:00:00:00                                                    |
| <b>Write Privilege</b>  | Server Control                                                             |
| <b>License Required</b> | iDRAC Express or iDRAC Enterprise                                          |
| <b>Dependency</b>       | Not Applicable                                                             |

## NIC.ConfigureFormn.VirtWWPN (Read or Write)

Table 1127. Details of NIC.ConfigureFormn.VirtWWPN attribute

|                         |                                                                               |
|-------------------------|-------------------------------------------------------------------------------|
| <b>Description</b>      | Assigns the Fibre Channel World Wide Port Name identifier for partition FCoE. |
| <b>Legal Values</b>     | Not Applicable                                                                |
| <b>Default Value</b>    | 00:00:00:00:00:00:00:00                                                       |
| <b>Write Privilege</b>  | Server Control                                                                |
| <b>License Required</b> | iDRAC Express or iDRAC Enterprise                                             |
| <b>Dependency</b>       | Not Applicable                                                                |

## NIC.ConfigureFormn.VirtMacAddr (Read or Write)

Table 1128. Details of NIC.ConfigureFormn.VirtMacAddr attribute

|                         |                                    |
|-------------------------|------------------------------------|
| <b>Description</b>      | Assigns MAC address for partition. |
| <b>Legal Values</b>     | Not Applicable                     |
| <b>Default Value</b>    | 00:00:00:00:00:00                  |
| <b>Write Privilege</b>  | Server Control                     |
| <b>License Required</b> | iDRAC Express or iDRAC Enterprise  |
| <b>Dependency</b>       | Not Applicable                     |



## NIC.ConfigureFormn.VirtIscsiMacAddr (Read or Write)

Table 1129. Details of NIC.ConfigureFormn.VirtIscsiMacAddr attribute

|                         |                                                       |
|-------------------------|-------------------------------------------------------|
| <b>Description</b>      | Assigns the MAC address for partition iSCSI off load. |
| <b>Legal Values</b>     | Not Applicable                                        |
| <b>Default Value</b>    | 00:00:00:00:00:00                                     |
| <b>Write Privilege</b>  | Server Control                                        |
| <b>License Required</b> | iDRAC Express or iDRAC Enterprise                     |
| <b>Dependency</b>       | Not Applicable                                        |

## NIC.ConfigureFormn.VirtFIPMacAddr (Read or Write)

Table 1130. Details of NIC.ConfigureFormn.VirtFIPMacAddr attribute

|                         |                                                 |
|-------------------------|-------------------------------------------------|
| <b>Description</b>      | Assigns the FIP-MAC address for partition FCoE. |
| <b>Legal Values</b>     | Not Applicable                                  |
| <b>Default Value</b>    | 00:00:00:00:00:00                               |
| <b>Write Privilege</b>  | Server Control                                  |
| <b>License Required</b> | iDRAC Express or iDRAC Enterprise               |
| <b>Dependency</b>       | Not Applicable                                  |

## NIC.VndrConfigGroup.BusDeviceFunction (Read Only)

Table 1131. Details of NIC.VndrConfigGroup.BusDeviceFunction attribute

|                         |                                   |
|-------------------------|-----------------------------------|
| <b>Description</b>      | Indicates the BIOS assigned PCIe. |
| <b>Legal Values</b>     | String of up to 8 characters      |
| <b>Default Value</b>    | Not Applicable                    |
| <b>Write Privilege</b>  | Not Applicable                    |
| <b>License Required</b> | iDRAC Express or iDRAC Enterprise |
| <b>Dependency</b>       | None                              |

## NIC.DCBSettings

The following section provides information about the objects in the NIC.DCBSettings group.

## NIC.DCBSettings.CongestionNotification (Read Only)

Table 1132. Details of attribute NIC.DCBSettings.CongestionNotification

|                      |                                                                                   |
|----------------------|-----------------------------------------------------------------------------------|
| <b>Description</b>   | Indicates whether Congestion Notification capability is supported.                |
| <b>Legal Values</b>  | <ul style="list-style-type: none"><li>· Available</li><li>· Unavailable</li></ul> |
| <b>Default Value</b> | Not Applicable                                                                    |

|                         |                                   |
|-------------------------|-----------------------------------|
| <b>Write Privilege</b>  | Not Applicable                    |
| <b>License Required</b> | iDRAC Express or iDRAC Enterprise |
| <b>Dependency</b>       | None                              |

## NIC.DCBSettings.DCBExchangeProtocol (Read Only)

Table 1133. Details of NIC.DCBSettings.DCBExchangeProtocol attribute

|                         |                                                                                         |
|-------------------------|-----------------------------------------------------------------------------------------|
| <b>Description</b>      | Indicates whether Data Center Bridging (DCB) Exchange Protocol capability is supported. |
| <b>Legal Values</b>     | <ul style="list-style-type: none"> <li>· Available</li> <li>· Unavailable</li> </ul>    |
| <b>Default Value</b>    | Not Applicable                                                                          |
| <b>Write Privilege</b>  | Not Applicable                                                                          |
| <b>License Required</b> | iDRAC Express or iDRAC Enterprise                                                       |
| <b>Dependency</b>       | None                                                                                    |

## NIC.DCBSettings.EnhancedTransmissionSelection (Read Only)

Table 1134. Details of NIC.DCBSettings.EnhancedTransmissionSelection attribute

|                         |                                                                                      |
|-------------------------|--------------------------------------------------------------------------------------|
| <b>Description</b>      | Indicates whether Enhanced Transmission Selection capability is supported.           |
| <b>Legal Values</b>     | <ul style="list-style-type: none"> <li>· Available</li> <li>· Unavailable</li> </ul> |
| <b>Default Value</b>    | Not Applicable                                                                       |
| <b>Write Privilege</b>  | Not Applicable                                                                       |
| <b>License Required</b> | iDRAC Express or iDRAC Enterprise                                                    |
| <b>Dependency</b>       | None                                                                                 |

## NIC.DCBSettings.PriorityFlowControl (Read Only)

Table 1135. Details of NIC.DCBSettings.PriorityFlowControl attribute

|                         |                                                                                      |
|-------------------------|--------------------------------------------------------------------------------------|
| <b>Description</b>      | Indicates whether Priority Flow Control capability is supported.                     |
| <b>Legal Values</b>     | <ul style="list-style-type: none"> <li>· Available</li> <li>· Unavailable</li> </ul> |
| <b>Default Value</b>    | Not Applicable                                                                       |
| <b>Write Privilege</b>  | Not Applicable                                                                       |
| <b>License Required</b> | iDRAC Express or iDRAC Enterprise                                                    |
| <b>Dependency</b>       | None                                                                                 |

# NIC.DeviceLevelConfig

To manage the device level configurations, use the objects in this group.

**NOTE:** To get the actual supported values for BIOS, NIC, and FC components, query the help with an index. If you query without an index, the generic help is displayed.

## NIC.DeviceLevelConfig.EVBModesSupport (Read Only)

Table 1136. Details of NIC.DeviceLevelConfig.EVBModesSupport attribute

|                         |                                                                                                          |
|-------------------------|----------------------------------------------------------------------------------------------------------|
| <b>Description</b>      | Indicates the type of EVB Modes supported.                                                               |
| <b>Legal Values</b>     | <ul style="list-style-type: none"><li>· VEB</li><li>· VEPA</li><li>· PE</li><li>· Multichannel</li></ul> |
| <b>Default Value</b>    | Not Applicable                                                                                           |
| <b>Write Privilege</b>  | Not Applicable                                                                                           |
| <b>License Required</b> | iDRAC Express or iDRAC Enterprise                                                                        |
| <b>Dependency</b>       | None                                                                                                     |

## NIC.DeviceLevelConfig.FlowControlSetting (Read or Write)

Table 1137. Details of NIC.DeviceLevelConfig.FlowControlSetting attribute

|                         |                                                                                                                                                                       |
|-------------------------|-----------------------------------------------------------------------------------------------------------------------------------------------------------------------|
| <b>Description</b>      | Configure type of Flow Control used.                                                                                                                                  |
| <b>Legal Values</b>     | <ul style="list-style-type: none"><li>· Auto</li><li>· TX:Send Pause on RX Overflow</li><li>· RX:Throttle TX on Pause Received</li><li>· TX RX Flow Control</li></ul> |
| <b>Default Value</b>    | Auto                                                                                                                                                                  |
| <b>Write Privilege</b>  | Server Control                                                                                                                                                        |
| <b>License Required</b> | iDRAC Express or iDRAC Enterprise                                                                                                                                     |
| <b>Dependency</b>       | None                                                                                                                                                                  |

## NIC.DeviceLevelConfig.NParEP (Read or Write)

Table 1138. Details of NIC.DeviceLevelConfig.NParEP attribute

|                      |                                                                              |
|----------------------|------------------------------------------------------------------------------|
| <b>Description</b>   | Controls the enablement of NParEP mode.                                      |
| <b>Legal Values</b>  | <ul style="list-style-type: none"><li>· Enabled</li><li>· Disabled</li></ul> |
| <b>Default Value</b> | Disabled                                                                     |

|                         |                                   |
|-------------------------|-----------------------------------|
| <b>Write Privilege</b>  | Server Control                    |
| <b>License Required</b> | iDRAC Express or iDRAC Enterprise |
| <b>Dependency</b>       | Not Applicable                    |

## NIC.DeviceLevelConfig.SRIOVSupport (Read Only)

Table 1139. Details of NIC.DeviceLevelConfig.SRIOVSupport attribute

|                         |                                                                                      |
|-------------------------|--------------------------------------------------------------------------------------|
| <b>Description</b>      | Indicates whether SR-IOV capability is supported.                                    |
| <b>Legal Values</b>     | <ul style="list-style-type: none"> <li>· Available</li> <li>· Unavailable</li> </ul> |
| <b>Default Value</b>    | Not Applicable                                                                       |
| <b>Write Privilege</b>  | Not Applicable                                                                       |
| <b>License Required</b> | iDRAC Express or iDRAC Enterprise                                                    |
| <b>Dependency</b>       | None                                                                                 |

## NIC.DeviceLevelConfig.VirtualizationMode (Read or Write)

Table 1140. Details of NIC.DeviceLevelConfig.VirtualizationMode attribute

|                         |                                                                                                                |
|-------------------------|----------------------------------------------------------------------------------------------------------------|
| <b>Description</b>      | Specifies the type of virtualization used by the controller on all ports.                                      |
| <b>Legal Values</b>     | <ul style="list-style-type: none"> <li>· NONE</li> <li>· NPAR</li> <li>· SRIOV</li> <li>· NPARSRIOV</li> </ul> |
| <b>Default Value</b>    | None                                                                                                           |
| <b>Write Privilege</b>  | Server Control                                                                                                 |
| <b>License Required</b> | iDRAC Express or iDRAC Enterprise                                                                              |
| <b>Dependency</b>       | Not Applicable                                                                                                 |

 **NOTE:** For Emulex cards, the `VirtualizationMode` attribute is found under the `VndrConfigPage` group instead of the `DeviceLevelConfig` group.

## NIC.FCOECapabilities

The following section provides information about the objects in the `NIC.FCOECapabilities` group.

### NIC.FCOECapabilities.AddressingMode (Read Only)

Table 1141. NIC.FCOECapabilities.AddressingMode

|                      |                                                                          |
|----------------------|--------------------------------------------------------------------------|
| <b>Description</b>   | Indicates whether SPMA or FPMA addressing is used for FCoE transactions. |
| <b>Legal Values</b>  | <ul style="list-style-type: none"> <li>· SPMA</li> <li>· FPMA</li> </ul> |
| <b>Default Value</b> | Not Applicable                                                           |

|                         |                                   |
|-------------------------|-----------------------------------|
| <b>Write Privilege</b>  | Not Applicable                    |
| <b>License Required</b> | iDRAC Express or iDRAC Enterprise |
| <b>Dependency</b>       | None                              |

## NIC.FCOECapabilities.MaxFrameSize (Read Only)

Table 1142. Details of NIC.FCOECapabilities.MaxFrameSize attribute

|                         |                                                       |
|-------------------------|-------------------------------------------------------|
| <b>Description</b>      | Indicates the maximum frame size for each FCoE frame. |
| <b>Legal Values</b>     | None                                                  |
| <b>Default Value</b>    | Not Applicable                                        |
| <b>Write Privilege</b>  | Not Applicable                                        |
| <b>License Required</b> | iDRAC Express or iDRAC Enterprise                     |
| <b>Dependency</b>       | None                                                  |

## NIC.FCOECapabilities.MaxIOsPerSession (Read Only)

Table 1143. NIC.FCOECapabilities.MaxIOsPerSession

|                         |                                                            |
|-------------------------|------------------------------------------------------------|
| <b>Description</b>      | Indicates the maximum number of IOs supported per session. |
| <b>Legal Values</b>     | None                                                       |
| <b>Default Value</b>    | Not Applicable                                             |
| <b>Write Privilege</b>  | Not Applicable                                             |
| <b>License Required</b> | iDRAC Express or iDRAC Enterprise                          |
| <b>Dependency</b>       | None                                                       |

## NIC.FCOECapabilities.MaxNPIVPerPort (Read Only)

Table 1144. NIC.FCOECapabilities.MaxNPIVPerPort

|                         |                                                    |
|-------------------------|----------------------------------------------------|
| <b>Description</b>      | Indicates the maximum number of NPIV WWN per port. |
| <b>Legal Values</b>     | None                                               |
| <b>Default Value</b>    | Not Applicable                                     |
| <b>Write Privilege</b>  | Not Applicable                                     |
| <b>License Required</b> | iDRAC Express or iDRAC Enterprise                  |
| <b>Dependency</b>       | None                                               |

## NIC.FCOECapabilities.MaxNumberExchanges (Read Only)

Table 1145. NIC.FCOECapabilities.MaxNumberExchanges

|                    |                                                      |
|--------------------|------------------------------------------------------|
| <b>Description</b> | Indicates the maximum number of exchanges supported. |
|--------------------|------------------------------------------------------|

|                         |                                   |
|-------------------------|-----------------------------------|
| <b>Legal Values</b>     | None                              |
| <b>Default Value</b>    | Not Applicable                    |
| <b>Write Privilege</b>  | Not Applicable                    |
| <b>License Required</b> | iDRAC Express or iDRAC Enterprise |
| <b>Dependency</b>       | None                              |

## NIC.FCOECapabilities.MaxNumberLogins (Read Only)

**Table 1146. NIC.FCOECapabilities.MaxNumberLogins**

|                         |                                                            |
|-------------------------|------------------------------------------------------------|
| <b>Description</b>      | Indicates the maximum number of logins supported per port. |
| <b>Legal Values</b>     | None                                                       |
| <b>Default Value</b>    | Not Applicable                                             |
| <b>Write Privilege</b>  | Not Applicable                                             |
| <b>License Required</b> | iDRAC Express or iDRAC Enterprise                          |
| <b>Dependency</b>       | None                                                       |

## NIC.FCOECapabilities.MaxNumberOfFCTargets (Read Only)

**Table 1147. NIC.FCOECapabilities.MaxNumberOfFCTargets**

|                         |                                                       |
|-------------------------|-------------------------------------------------------|
| <b>Description</b>      | Indicates the maximum number of FC targets supported. |
| <b>Legal Values</b>     | None                                                  |
| <b>Default Value</b>    | Not Applicable                                        |
| <b>Write Privilege</b>  | Not Applicable                                        |
| <b>License Required</b> | iDRAC Express or iDRAC Enterprise                     |
| <b>Dependency</b>       | None                                                  |

## NIC.FCOECapabilities.MaxNumberOutStandingCommands (Read Only)

**Table 1148. NIC.FCOECapabilities.MaxNumberOutStandingCommands**

|                         |                                                                                     |
|-------------------------|-------------------------------------------------------------------------------------|
| <b>Description</b>      | Indicates the maximum number of outstanding commands supported across all sessions. |
| <b>Legal Values</b>     | None                                                                                |
| <b>Default Value</b>    | Not Applicable                                                                      |
| <b>Write Privilege</b>  | Not Applicable                                                                      |
| <b>License Required</b> | iDRAC Express or iDRAC Enterprise                                                   |

**Dependency** None

## NIC.FCOECapabilities.MTUReconfigurationSupport (Read Only)

**Table 1149. NIC.FCOECapabilities.MTUReconfigurationSupport**

|                         |                                                                                   |
|-------------------------|-----------------------------------------------------------------------------------|
| <b>Description</b>      | Indicates whether the MTU reconfiguration capability is supported.                |
| <b>Legal Values</b>     | <ul style="list-style-type: none"><li>· Available</li><li>· Unavailable</li></ul> |
| <b>Default Value</b>    | Not Applicable                                                                    |
| <b>Write Privilege</b>  | Not Applicable                                                                    |
| <b>License Required</b> | iDRAC Express or iDRAC Enterprise                                                 |
| <b>Dependency</b>       | None                                                                              |

## NIC.FCoEConfiguration

The following section provides information about the objects in the NIC.FCoEConfiguration group.

## NIC.FCoEConfiguration.ConnectFirstFCoETarget (Read or Write)

**Table 1150. NIC.FCoEConfiguration.ConnectFirstFCoETarget**

|                         |                                                                                               |
|-------------------------|-----------------------------------------------------------------------------------------------|
| <b>Description</b>      | Specifies whether FCoE initiator is used to connect to the first FCoE storage target defined. |
| <b>Legal Values</b>     | <ul style="list-style-type: none"><li>· Enabled</li><li>· Disabled</li></ul>                  |
| <b>Default Value</b>    | Disabled                                                                                      |
| <b>Write Privilege</b>  | Server Control                                                                                |
| <b>License Required</b> | iDRAC Express or iDRAC Enterprise                                                             |
| <b>Dependency</b>       | None                                                                                          |

## NIC.FCoEConfiguration.BootOrderFirstFCoETarget (Read or Write)

**Table 1151. NIC.FCoEConfiguration.BootOrderFirstFCoETarget**

|                        |                                                     |
|------------------------|-----------------------------------------------------|
| <b>Description</b>     | Specifies the port's target in the FCoE boot order. |
| <b>Legal Values</b>    | Not Applicable                                      |
| <b>Default Value</b>   | 0                                                   |
| <b>Write Privilege</b> | Server Control                                      |

**License Required** iDRAC Express or iDRAC Enterprise

**Dependency** Not Applicable

## NIC.FCoEConfiguration.BootOrderFourthFCoETarget (Read or Write)

**Table 1152. NIC.FCoEConfiguration.BootOrderFourthFCoETarget**

**Description** Specifies the port's fourth defined target in the FCoE boot.

**Legal Values** Not Applicable

**Default Value** 0

**Write Privilege** Server Control

**License Required** iDRAC Express or iDRAC Enterprise

**Dependency** Not Applicable

## NIC.FCoEConfiguration.BootOrderSecondFCoETarget (Read or Write)

**Table 1153. NIC.FCoEConfiguration.BootOrderSecondFCoETarget**

**Description** Specifies the port's second defined target in the FCoE boot.

**Legal Values** Not Applicable

**Default Value** 0

**Write Privilege** Server Control

**License Required** iDRAC Express or iDRAC Enterprise

**Dependency** Not Applicable

## NIC.FCoEConfiguration.BootOrderThirdFCoETarget (Read or Write)

**Table 1154. NIC.FCoEConfiguration.BootOrderThirdFCoETarget**

**Description** Specifies the port's third defined target in the FCoE boot.

**Legal Values** Not Applicable

**Default Value** 0

**Write Privilege** Server Control

**License Required** iDRAC Express or iDRAC Enterprise

**Dependency** Not Applicable



## NIC.FCoEConfiguration.FirstFCoEBootTargetLUN (Read or Write)

Table 1155. NIC.FCoEConfiguration.FirstFCoEBootTargetLUN

|                         |                                                                                                                            |
|-------------------------|----------------------------------------------------------------------------------------------------------------------------|
| <b>Description</b>      | LUN of the first FCoE storage target that the FCoE initiator will start the system from when Connect attribute is enabled. |
| <b>Legal Values</b>     | None                                                                                                                       |
| <b>Default Value</b>    | Not Applicable                                                                                                             |
| <b>Write Privilege</b>  | Server Control                                                                                                             |
| <b>License Required</b> | iDRAC Express or iDRAC Enterprise                                                                                          |
| <b>Dependency</b>       | Enable <code>FCoEConfiguration.ConnectFirstFCoETarget</code>                                                               |

## NIC.FCoEConfiguration.FirstFCoEFCFVLANID (Read or Write)

Table 1156. NIC.FCoEConfiguration.FirstFCoEFCFVLANID

|                         |                                                      |
|-------------------------|------------------------------------------------------|
| <b>Description</b>      | VLAN ID uses the first FC storage target to connect. |
| <b>Legal Values</b>     | None                                                 |
| <b>Default Value</b>    | Not Applicable                                       |
| <b>Write Privilege</b>  | Server Control                                       |
| <b>License Required</b> | iDRAC Express or iDRAC Enterprise                    |
| <b>Dependency</b>       | None                                                 |

## NIC.FCoEConfiguration.FirstFCoEWWPNTarget (Read or Write)

Table 1157. NIC.FCoEConfiguration.FirstFCoEWWPNTarget

|                         |                                                               |
|-------------------------|---------------------------------------------------------------|
| <b>Description</b>      | World Wide Port Name (WWPN) of the first FCoE storage target. |
| <b>Legal Values</b>     | None                                                          |
| <b>Default Value</b>    | Not Applicable                                                |
| <b>Write Privilege</b>  | Server Control                                                |
| <b>License Required</b> | iDRAC Express or iDRAC Enterprise                             |
| <b>Dependency</b>       | None                                                          |

# NIC.FCoEConfiguration.MTUParams (Read or Write)

Table 1158. NIC.FCoEConfiguration.MTUParams

|                         |                                                                                                        |
|-------------------------|--------------------------------------------------------------------------------------------------------|
| <b>Description</b>      | Configure the MTU setting.                                                                             |
| <b>Legal Values</b>     | <ul style="list-style-type: none"><li>· Global</li><li>· Per DCB Priority</li><li>· Per VLAN</li></ul> |
| <b>Default Value</b>    | Not Applicable                                                                                         |
| <b>Write Privilege</b>  | Server Control                                                                                         |
| <b>License Required</b> | iDRAC Express or iDRAC Enterprise                                                                      |
| <b>Dependency</b>       | None                                                                                                   |

# NIC.FCoEGenParams

The following section provides information about the objects in the NIC.FCoEGenParams group.

# NIC.FCoEGenParams.FCoEBootScanSelection (Read or Write)

Table 1159. NIC.FCoEGenParams.FCoEBootScanSelection

|                         |                                                                                                                                                                                                                    |
|-------------------------|--------------------------------------------------------------------------------------------------------------------------------------------------------------------------------------------------------------------|
| <b>Description</b>      | Represents the adaptor behavior for starting the system from specified FCoE storage target or fabric discovered target.                                                                                            |
| <b>Legal Values</b>     | <ul style="list-style-type: none"><li>· 0 — Disabled</li><li>· 1 — First LUN</li><li>· 2 — First LUN 0</li><li>· 3 — First LUN Not LUN 0</li><li>· 4 — Fabric Discovered LUN</li><li>· 5 — Specified LUN</li></ul> |
| <b>Default Value</b>    | 0 — Disabled                                                                                                                                                                                                       |
| <b>Write Privilege</b>  | Server Control                                                                                                                                                                                                     |
| <b>License Required</b> | iDRAC Express or iDRAC Enterprise                                                                                                                                                                                  |
| <b>Dependency</b>       | None                                                                                                                                                                                                               |

# NIC.FCoEGenParams.FCoEFabricDiscoveryRetryCnt (Read or Write)

Table 1160. NIC.FCoEGenParams.FCoEFabricDiscoveryRetryCnt

|                      |                                        |
|----------------------|----------------------------------------|
| <b>Description</b>   | Retry count for FCoE fabric discovery. |
| <b>Legal Values</b>  | Values: 0–60                           |
| <b>Default Value</b> | Not Applicable                         |

|                         |                                   |
|-------------------------|-----------------------------------|
| <b>Write Privilege</b>  | Server Control                    |
| <b>License Required</b> | iDRAC Express or iDRAC Enterprise |
| <b>Dependency</b>       | None                              |

## NIC.FCoEGenParams.FCoEFirstHddTarget (Read or Write)

**Table 1161. NIC.FCoEGenParams.FCoEFirstHddTarget**

|                         |                                                                                  |
|-------------------------|----------------------------------------------------------------------------------|
| <b>Description</b>      | Specifies whether the FCoE target is represented as the first HDD to the system. |
| <b>Legal Values</b>     | <ul style="list-style-type: none"> <li>· Enabled</li> <li>· Disabled</li> </ul>  |
| <b>Default Value</b>    | Disabled                                                                         |
| <b>Write Privilege</b>  | Server Control                                                                   |
| <b>License Required</b> | iDRAC Express or iDRAC Enterprise                                                |
| <b>Dependency</b>       | None                                                                             |

## NIC.FCoEGenParams.FCoELnkUpDelayTime (Read or Write)

**Table 1162. NIC.FCoEGenParams.FCoELnkUpDelayTime**

|                         |                                                                                                                                               |
|-------------------------|-----------------------------------------------------------------------------------------------------------------------------------------------|
| <b>Description</b>      | Specifies the time FCoE Initiator waits after an Ethernet link is established before sending any data over the network. Units are in seconds. |
| <b>Legal Values</b>     | Values: 0–255                                                                                                                                 |
| <b>Default Value</b>    | Not Applicable                                                                                                                                |
| <b>Write Privilege</b>  | Server Control                                                                                                                                |
| <b>License Required</b> | iDRAC Express or iDRAC Enterprise                                                                                                             |
| <b>Dependency</b>       | None                                                                                                                                          |

## NIC.FCoEGenParams.FCoELunBusyRetryCnt (Read or Write)

**Table 1163. NIC.FCoEGenParams.FCoELunBusyRetryCnt**

|                        |                                                                                                                 |
|------------------------|-----------------------------------------------------------------------------------------------------------------|
| <b>Description</b>     | Specifies the number of connection retries the FCoE boot initiator will attempt if the FCoE target LUN is busy. |
| <b>Legal Values</b>    | Values: 0–60                                                                                                    |
| <b>Default Value</b>   | Not Applicable                                                                                                  |
| <b>Write Privilege</b> | Server Control                                                                                                  |

**License Required** iDRAC Express or iDRAC Enterprise

**Dependency** None

## NIC.FCoEGenParams.FCoETgtBoot (Read or Write)

**Table 1164. NIC.FCoEGenParams.FCoETgtBoot**

**Description** Enables the FCoE initiator to start system to the FCoE target.

**Legal Values**

- Enabled
- Disabled

**Default Value** Disabled

**Write Privilege** Server Control

**License Required** iDRAC Express or iDRAC Enterprise

**Dependency** None

## NIC.FrmwImgMenu

The following section provides information about the objects in the `NIC.FrmwImgMenu` group.

## NIC.FrmwImgMenu.ControllerBIOSVersion (Read Only)

**Table 1165. NIC.FrmwImgMenu.ControllerBIOSVersion**

**Description** Indicates the controller BIOS version information.

**Legal Values** String of up to 8 ASCII characters

**Default Value** Not Applicable

**Write Privilege** Not Applicable

**License Required** iDRAC Express or iDRAC Enterprise

**Dependency** None

## NIC.FrmwImgMenu.EFIVersion (Read Only)

**Table 1166. NIC.FrmwImgMenu.EFIVersion**

**Description** Indicates the EFI device driver version information.

**Legal Values** String of up to 8 ASCII characters

**Default Value** Not Applicable

**Write Privilege** Not Applicable

**License Required** iDRAC Express or iDRAC Enterprise

**Dependency** None

## NIC.FrmwImgMenu.FamilyVersion (Read Only)

Table 1167. NIC.FrmwImgMenu.FamilyVersion

|                         |                                                    |
|-------------------------|----------------------------------------------------|
| <b>Description</b>      | Indicates the firmware family version information. |
| <b>Legal Values</b>     | String of up to 8 ASCII characters                 |
| <b>Default Value</b>    | Not Applicable                                     |
| <b>Write Privilege</b>  | Not Applicable                                     |
| <b>License Required</b> | iDRAC Express or iDRAC Enterprise                  |
| <b>Dependency</b>       | None                                               |

## NIC.GlobalBandwidthAllocation

The following section provides information about the objects in the NIC.GlobalBandwidthAllocation group.

### NIC.GlobalBandwidthAllocation.MaxBandwidth (Read or Write)

Table 1168. NIC.GlobalBandwidthAllocation.MaxBandwidth

|                         |                                                                         |
|-------------------------|-------------------------------------------------------------------------|
| <b>Description</b>      | Set the maximum percentage of port TX bandwidth allocated to partition. |
| <b>Legal Values</b>     | Values from 0 to 100                                                    |
| <b>Default Value</b>    | 100                                                                     |
| <b>Write Privilege</b>  | Server Control                                                          |
| <b>License Required</b> | iDRAC Express or iDRAC Enterprise                                       |
| <b>Dependency</b>       | None                                                                    |

### NIC.GlobalBandwidthAllocation.MinBandwidth (Read or Write)

Table 1169. NIC.GlobalBandwidthAllocation.MinBandwidth

|                         |                                                                         |
|-------------------------|-------------------------------------------------------------------------|
| <b>Description</b>      | Set the minimum percentage of port TX bandwidth allocated to partition. |
| <b>Legal Values</b>     | Values: 0–100                                                           |
| <b>Default Value</b>    | 25                                                                      |
| <b>Write Privilege</b>  | Server Control                                                          |
| <b>License Required</b> | iDRAC Express or iDRAC Enterprise                                       |
| <b>Dependency</b>       | None                                                                    |

# NIC.IscsiFirstTgtParams

The following section provides information about the objects in the `NIC.IscsiFirstTgtParams` group.

## NIC.IscsiFirstTgtParams.AddressingMode (Read or Write)

Table 1170. `NIC.IscsiFirstTgtParams.AddressingMode`

|                         |                                                                              |
|-------------------------|------------------------------------------------------------------------------|
| <b>Description</b>      | Enables or disables the connection to the first iSCSI target.                |
| <b>Legal Values</b>     | <ul style="list-style-type: none"><li>· Enabled</li><li>· Disabled</li></ul> |
| <b>Default Value</b>    | Disabled                                                                     |
| <b>Write Privilege</b>  | Server Control                                                               |
| <b>License Required</b> | iDRAC Express or iDRAC Enterprise                                            |
| <b>Dependency</b>       | Not Applicable                                                               |

## NIC.IscsiFirstTgtParams.ConnectFirstTgt (Read or Write)

Table 1171. `NIC.IscsiFirstTgtParams.ConnectFirstTgt`

|                         |                                                                                |
|-------------------------|--------------------------------------------------------------------------------|
| <b>Description</b>      | Enables or disables connecting to the first iSCSI target.                      |
| <b>Legal Values</b>     | <ul style="list-style-type: none"><li>· Enabled</li><li>· Disabled</li></ul>   |
| <b>Default Value</b>    | Disabled                                                                       |
| <b>Write Privilege</b>  | Server Control                                                                 |
| <b>License Required</b> | iDRAC Express or iDRAC Enterprise                                              |
| <b>Dependency</b>       | Not Available if <code>VndrConfigGroup.iSCSIBootSupport</code> is Unavailable. |

## NIC.IscsiFirstTgtParams.FirstTgtBootLun (Read or Write)

Table 1172. `NIC.IscsiFirstTgtParams.FirstTgtBootLun`

|                         |                                                                                |
|-------------------------|--------------------------------------------------------------------------------|
| <b>Description</b>      | Set the first iSCSI storage target boot Logical Unit Number (LUN).             |
| <b>Legal Values</b>     | Values: 0–18446744073709551615                                                 |
| <b>Default Value</b>    | Not Applicable                                                                 |
| <b>Write Privilege</b>  | Server Control                                                                 |
| <b>License Required</b> | iDRAC Express or iDRAC Enterprise                                              |
| <b>Dependency</b>       | Not Available if <code>VndrConfigGroup.iSCSIBootSupport</code> is Unavailable. |

## NIC.IscsiFirstTgtParams.FirstTgtChapId (Read or Write)

Table 1173. NIC.IscsiFirstTgtParams.FirstTgtChapId

|                         |                                                                                           |
|-------------------------|-------------------------------------------------------------------------------------------|
| <b>Description</b>      | Set the first iSCSI storage target Challenge-Handshake Authentication Protocol (CHAP) ID. |
| <b>Legal Values</b>     | String of up to 128 ASCII characters                                                      |
| <b>Default Value</b>    | Not Applicable                                                                            |
| <b>Write Privilege</b>  | Server Control                                                                            |
| <b>License Required</b> | iDRAC Express or iDRAC Enterprise                                                         |
| <b>Dependency</b>       | Not Available if <code>VndrConfigGroup.iSCSIBootSupport</code> is Unavailable.            |

## NIC.IscsiFirstTgtParams.FirstTgtChapPwd (Password)

Table 1174. NIC.IscsiFirstTgtParams.FirstTgtChapPwd

|                         |                                                                                                                            |
|-------------------------|----------------------------------------------------------------------------------------------------------------------------|
| <b>Description</b>      | Specifies the first iSCSI storage target Challenge-Handshake Authentication Protocol (CHAP) secret (target CHAP password). |
| <b>Legal Values</b>     | String of up to 16 characters                                                                                              |
| <b>Default Value</b>    | Not Applicable                                                                                                             |
| <b>Write Privilege</b>  | Server Control                                                                                                             |
| <b>License Required</b> | iDRAC Express or iDRAC Enterprise                                                                                          |
| <b>Dependency</b>       | Not Available if <code>VndrConfigGroup.iSCSIBootSupport</code> is Unavailable.                                             |

## NIC.IscsiFirstTgtParams.FirstTgtIpAddress (Read or Write)

Table 1175. NIC.IscsiFirstTgtParams.FirstTgtIpAddress

|                         |                                                                                |
|-------------------------|--------------------------------------------------------------------------------|
| <b>Description</b>      | Set the IP address of the first iSCSI target.                                  |
| <b>Legal Values</b>     | Valid IPv4 or IPv6 address                                                     |
| <b>Default Value</b>    | Not Applicable                                                                 |
| <b>Write Privilege</b>  | Server Control                                                                 |
| <b>License Required</b> | iDRAC Express or iDRAC Enterprise                                              |
| <b>Dependency</b>       | Not Available if <code>VndrConfigGroup.iSCSIBootSupport</code> is Unavailable. |

## NIC.IscsiFirstTgtParams.FirstTgtIpVer (Read or Write)

Table 1176. NIC.IscsiFirstTgtParams.FirstTgtIpVer


|                     |                                                                                       |
|---------------------|---------------------------------------------------------------------------------------|
| <b>Description</b>  | Specifies whether or not IPv4 or IPv6 network address is used for first iSCSI target. |
| <b>Legal Values</b> | . IPv4                                                                                |

- IPv6

|                         |                                   |
|-------------------------|-----------------------------------|
| <b>Default Value</b>    | IPv4                              |
| <b>Write Privilege</b>  | Server Control                    |
| <b>License Required</b> | iDRAC Express or iDRAC Enterprise |
| <b>Dependency</b>       | Not Applicable                    |

## NIC.IscsiFirstTgtParams.FirstTgtIscsiName (Read or Write)

**Table 1177. NIC.IscsiFirstTgtParams.FirstTgtIscsiName**

|                         |                                                                                                                                                                                                                       |
|-------------------------|-----------------------------------------------------------------------------------------------------------------------------------------------------------------------------------------------------------------------|
| <b>Description</b>      | Set the iSCSI Qualified Name (IQN) of the first iSCSI storage target.                                                                                                                                                 |
| <b>Legal Values</b>     | String of up to 223 ASCII characters                                                                                                                                                                                  |
|                         |  <b>NOTE:</b> The legal value range may be smaller than the maximum size of 223, based on the vendor configuration of the NIC cards. |
| <b>Default Value</b>    | Not Applicable                                                                                                                                                                                                        |
| <b>Write Privilege</b>  | Server Control                                                                                                                                                                                                        |
| <b>License Required</b> | iDRAC Express or iDRAC Enterprise                                                                                                                                                                                     |
| <b>Dependency</b>       | Not Available if <code>VndrConfigGroup.iSCSIBootSupport</code> is Unavailable.                                                                                                                                        |

## NIC.IscsiFirstTgtParams.FirstTgtTcpPort (Read or Write)

**Table 1178. NIC.IscsiFirstTgtParams.FirstTgtTcpPort**

|                         |                                                                                |
|-------------------------|--------------------------------------------------------------------------------|
| <b>Description</b>      | Set the TCP Port number of the first iSCSI target.                             |
| <b>Legal Values</b>     | Values from 1 to 65535                                                         |
| <b>Default Value</b>    | Not Applicable                                                                 |
| <b>Write Privilege</b>  | Server Control                                                                 |
| <b>License Required</b> | iDRAC Express or iDRAC Enterprise                                              |
| <b>Dependency</b>       | Not Available if <code>VndrConfigGroup.iSCSIBootSupport</code> is Unavailable. |

## NIC.IscsiGenParams

The following section provides information about the objects in the `NIC.IscsiGenParams` group.

## NIC.IscsiGenParams.ChapAuthEnable (Read or Write)

**Table 1179. NIC.IscsiGenParams.ChapAuthEnable**

|                     |                                                                                                                 |
|---------------------|-----------------------------------------------------------------------------------------------------------------|
| <b>Description</b>  | To use CHAP authentication when connecting to the iSCSI target, enable or disable the ability of the initiator. |
| <b>Legal Values</b> | <ul style="list-style-type: none"> <li>· Enabled</li> <li>· Disabled</li> </ul>                                 |



|                         |                                                                                |
|-------------------------|--------------------------------------------------------------------------------|
| <b>Default Value</b>    | Disabled                                                                       |
| <b>Write Privilege</b>  | Server Control                                                                 |
| <b>License Required</b> | iDRAC Express or iDRAC Enterprise                                              |
| <b>Dependency</b>       | Not available if <code>VndrConfigGroup.iSCSIBootSupport</code> is unavailable. |

## NIC.IscsiGenParams.ChapMutualAuth (Read or Write)

**Table 1180. NIC.IscsiGenParams.ChapMutualAuth**

|                         |                                                                                        |
|-------------------------|----------------------------------------------------------------------------------------|
| <b>Description</b>      | Enables or disables mutual CHAP authentication between the iSCSI initiator and target. |
| <b>Legal Values</b>     | <ul style="list-style-type: none"> <li>· Enabled</li> <li>· Disabled</li> </ul>        |
| <b>Default Value</b>    | Disabled                                                                               |
| <b>Write Privilege</b>  | Server Control                                                                         |
| <b>License Required</b> | iDRAC Express or iDRAC Enterprise                                                      |
| <b>Dependency</b>       | None                                                                                   |

## NIC.IscsiGenParams.DhcpVendId (Read or Write)

**Table 1181. NIC.IscsiGenParams.DhcpVendId**

|                         |                                                                                |
|-------------------------|--------------------------------------------------------------------------------|
| <b>Description</b>      | Control what Vendor ID is presented to the DHCP service.                       |
| <b>Legal Values</b>     | String of up to 255 ASCII characters                                           |
| <b>Default Value</b>    | Not Applicable                                                                 |
| <b>Write Privilege</b>  | Server Control                                                                 |
| <b>License Required</b> | iDRAC Express or iDRAC Enterprise                                              |
| <b>Dependency</b>       | Not Available if <code>VndrConfigGroup.iSCSIBootSupport</code> is Unavailable. |

## NIC.IscsiGenParams.FirstHddTarget (Read or Write)

**Table 1182. NIC.IscsiGenParams.FirstHddTarget**

|                         |                                                                                                            |
|-------------------------|------------------------------------------------------------------------------------------------------------|
| <b>Description</b>      | Enables or disables to check if the iSCSI target appears as the first hard disk drive (HDD) in the system. |
| <b>Legal Values</b>     | <ul style="list-style-type: none"> <li>· Enabled</li> <li>· Disabled</li> </ul>                            |
| <b>Default Value</b>    | Disabled                                                                                                   |
| <b>Write Privilege</b>  | Server Control                                                                                             |
| <b>License Required</b> | iDRAC Express or iDRAC Enterprise                                                                          |
| <b>Dependency</b>       | Not Available if <code>VndrConfigGroup.iSCSIBootSupport</code> is Unavailable.                             |

## NIC.IscsiGenParams.IpAutoConfig (Read or Write)

Table 1183. NIC.IscsiGenParams.IpAutoConfig

|                         |                                                                                                                                       |
|-------------------------|---------------------------------------------------------------------------------------------------------------------------------------|
| <b>Description</b>      | Controls the source of the initiator IP address DHCP or static assignment. This option is specific to IPv6.                           |
| <b>Legal Values</b>     | <ul style="list-style-type: none"><li>· Enabled</li><li>· Disabled</li></ul>                                                          |
| <b>Default Value</b>    | Disabled                                                                                                                              |
| <b>Write Privilege</b>  | Server Control                                                                                                                        |
| <b>License Required</b> | iDRAC Express or iDRAC Enterprise                                                                                                     |
| <b>Dependency</b>       | Not Available if <code>IscsiGenParams.IpVer</code> is set to 'IPv4' and <code>VndrConfigGroup.iSCSIBootSupport</code> is Unavailable. |

## NIC.IscsiGenParams.IpVer (Read or Write)

Table 1184. NIC.IscsiGenParams.IpVer

|                         |                                                                                           |
|-------------------------|-------------------------------------------------------------------------------------------|
| <b>Description</b>      | Controls whether IPv4 or IPv6 network addressing is used for iSCSI initiator and targets. |
| <b>Legal Values</b>     | <ul style="list-style-type: none"><li>· IPv4</li><li>· IPv6</li><li>· None</li></ul>      |
| <b>Default Value</b>    | IPv4                                                                                      |
| <b>Write Privilege</b>  | Server Control                                                                            |
| <b>License Required</b> | iDRAC Express or iDRAC Enterprise                                                         |
| <b>Dependency</b>       | Not Available if <code>VndrConfigGroup.iSCSIBootSupport</code> is Unavailable.            |

## NIC.IscsiGenParams.IscsiTgtBoot (Read or Write)

Table 1185. NIC.IscsiGenParams.IscsiTgtBoot

|                         |                                                                                                        |
|-------------------------|--------------------------------------------------------------------------------------------------------|
| <b>Description</b>      | Specifies whether or not the iSCSI initiator will boot to the specified iSCSI target after connection. |
| <b>Legal Values</b>     | <ul style="list-style-type: none"><li>· Enabled</li><li>· Disabled</li><li>· OneTimeDisabled</li></ul> |
| <b>Default Value</b>    | Disabled                                                                                               |
| <b>Write Privilege</b>  | Server Control                                                                                         |
| <b>License Required</b> | iDRAC Express or iDRAC Enterprise                                                                      |
| <b>Dependency</b>       | Not Applicable                                                                                         |

## NIC.IscsiGenParams.IscsiViaDHCP (Read or Write)

Table 1186. NIC.IscsiGenParams.IscsiViaDHCP

|                         |                                                                                |
|-------------------------|--------------------------------------------------------------------------------|
| <b>Description</b>      | Enables the acquisition of iSCSI target parameters from DHCP.                  |
| <b>Legal Values</b>     | <ul style="list-style-type: none"><li>· Enabled</li><li>· Disabled</li></ul>   |
| <b>Default Value</b>    | Disabled                                                                       |
| <b>Write Privilege</b>  | Server Control                                                                 |
| <b>License Required</b> | iDRAC Express or iDRAC Enterprise                                              |
| <b>Dependency</b>       | Not Available if <code>VndrConfigGroup.iSCSIBootSupport</code> is Unavailable. |

## NIC.IscsiGenParams.IscsiVlanId (Read or Write)

Table 1187. NIC.IscsiGenParams.IscsiVlanId

|                         |                                            |
|-------------------------|--------------------------------------------|
| <b>Description</b>      | Specifies the VLAN ID for iSCSI boot mode. |
| <b>Legal Values</b>     | Not Applicable                             |
| <b>Default Value</b>    | Not Applicable                             |
| <b>Write Privilege</b>  | Server Control                             |
| <b>License Required</b> | iDRAC Express or iDRAC Enterprise          |
| <b>Dependency</b>       | Not Applicable                             |

## NIC.IscsiGenParams.IscsiVlanMode (Read or Write)

Table 1188. NIC.IscsiGenParams.IscsiVlanMode

|                         |                                                                              |
|-------------------------|------------------------------------------------------------------------------|
| <b>Description</b>      | Enables or disables the Virtual LAN mode for iSCSI boot.                     |
| <b>Legal Values</b>     | <ul style="list-style-type: none"><li>· Enabled</li><li>· Disabled</li></ul> |
| <b>Default Value</b>    | Disabled                                                                     |
| <b>Write Privilege</b>  | Server Control                                                               |
| <b>License Required</b> | iDRAC Express or iDRAC Enterprise                                            |
| <b>Dependency</b>       | Not Applicable                                                               |

## NIC.IscsiGenParams.LnkUpDelayTime (Read or Write)

Table 1189. NIC.IscsiGenParams.LnkUpDelayTime

|                        |                                                                           |
|------------------------|---------------------------------------------------------------------------|
| <b>Description</b>     | Set the time to allow for link to establish before driver initialization. |
| <b>Legal Values</b>    | Values from 0 to 255                                                      |
| <b>Default Value</b>   | 0                                                                         |
| <b>Write Privilege</b> | Server Control                                                            |

**License Required** iDRAC Express or iDRAC Enterprise

**Dependency** Not Available if `VndrConfigGroup.iSCSIBootSupport` is Unavailable.

## NIC.IscsiGenParams.LunBusyRetryCnt (Read or Write)

Table 1190. NIC.IscsiGenParams.LunBusyRetryCnt

**Description** Specifies the number of connection attempts the iSCSI boot initiator will attempt if the iSCSI target LUN is busy.

**Legal Values** Values: 0–60

**Default Value** Not Applicable

**Write Privilege** Server Control

**License Required** iDRAC Express or iDRAC Enterprise

**Dependency** Not Available if `VndrConfigGroup.iSCSIBootSupport` is Unavailable.

## NIC.IscsiGenParams.TcplpViaDHCP (Read or Write)

Table 1191. NIC.IscsiGenParams.TcplpViaDHCP

**Description** Setting to enable acquisition of IPv4 TCP/IP parameters from DHCP.

**Legal Values**

- Enabled
- Disabled

**Default Value** Disabled

**Write Privilege** Server Control

**License Required** iDRAC Express or iDRAC Enterprise

**Dependency** Not Available if `IscsiGenParams.IpVer` is set to 'IPv6' and `VndrConfigGroup.iSCSIBootSupport` is Unavailable.

## NIC.IscsiGenParams.TcpTimestmp (Read or Write)

Table 1192. NIC.IscsiGenParams.TcpTimestmp

**Description** Enables or disables use of TCP timestamps in network packets as defined in RFC 1323.

**Legal Values**

- Enabled
- Disabled

**Default Value** Disabled

**Write Privilege** Server Control

**License Required** iDRAC Express or iDRAC Enterprise

**Dependency** Not Available if `VndrConfigGroup.iSCSIBootSupport` is Unavailable.

## NIC.IscsiGenParams.WinHbaBootMode (Read or Write)

Table 1193. NIC.IscsiGenParams.WinHbaBootMode

|                         |                                                                                                   |
|-------------------------|---------------------------------------------------------------------------------------------------|
| <b>Description</b>      | When enabled, it enables iSCSI Offload HBA start mode and disables iSCSI software initiator boot. |
| <b>Legal Values</b>     | <ul style="list-style-type: none"><li>· Enabled</li><li>· Disabled</li></ul>                      |
| <b>Default Value</b>    | Disabled                                                                                          |
| <b>Write Privilege</b>  | Server Control                                                                                    |
| <b>License Required</b> | iDRAC Express or iDRAC Enterprise                                                                 |
| <b>Dependency</b>       | None                                                                                              |

## NIC.IscsiInitiatorParams

The following section provides information about the objects in the `NIC.IscsiInitiatorParams` group.

### NIC.IscsiInitiatorParams.IscsiInitiatorChapId (Read or Write)

Table 1194. NIC.IscsiInitiatorParams.IscsiInitiatorChapId

|                         |                                                                                |
|-------------------------|--------------------------------------------------------------------------------|
| <b>Description</b>      | Set the iSCSI initiator Challenge-Handshake Authentication Protocol (CHAP) ID. |
| <b>Legal Values</b>     | String of up to 128 characters                                                 |
| <b>Default Value</b>    | Not Applicable                                                                 |
| <b>Write Privilege</b>  | Server Control                                                                 |
| <b>License Required</b> | iDRAC Express or iDRAC Enterprise                                              |
| <b>Dependency</b>       | Not available if <code>VndrConfigGroup.iSCSIBootSupport</code> is unavailable. |

### NIC.IscsiInitiatorParams.IscsiInitiatorChapPwd (Read or Write)

Table 1195. NIC.IscsiInitiatorParams.IscsiInitiatorChapPwd

|                         |                                                                                               |
|-------------------------|-----------------------------------------------------------------------------------------------|
| <b>Description</b>      | Set the iSCSI initiator Challenge-Handshake Authentication Protocol (CHAP) secret (password). |
| <b>Legal Values</b>     | String of 12–16 characters                                                                    |
| <b>Default Value</b>    | Not Applicable                                                                                |
| <b>Write Privilege</b>  | Server Control                                                                                |
| <b>License Required</b> | iDRAC Express or iDRAC Enterprise                                                             |
| <b>Dependency</b>       | Not available if <code>VndrConfigGroup.iSCSIBootSupport</code> is unavailable.                |

## NIC.IscsilInitiatorParams.IscsilInitiatorGateway (Read or Write)

Table 1196. NIC.IscsilInitiatorParams.IscsilInitiatorGateway

|                         |                                                                                |
|-------------------------|--------------------------------------------------------------------------------|
| <b>Description</b>      | Specifies the Default Gateway of the iSCSI initiator.                          |
| <b>Legal Values</b>     | String of 2-39 characters (Ipv4 or Ipv6 gateway)                               |
| <b>Default Value</b>    | Not Applicable                                                                 |
| <b>Write Privilege</b>  | Server Control                                                                 |
| <b>License Required</b> | iDRAC Express or iDRAC Enterprise                                              |
| <b>Dependency</b>       | Not Available if <code>VndrConfigGroup.iSCSIBootSupport</code> is Unavailable. |

## NIC.IscsilInitiatorParams.IscsilInitiatorIpAddr (Read or Write)

Table 1197. NIC.IscsilInitiatorParams.IscsilInitiatorIpAddr

|                         |                                                                                |
|-------------------------|--------------------------------------------------------------------------------|
| <b>Description</b>      | Specifies the IP address of the iSCSI initiator.                               |
| <b>Legal Values</b>     | String of 2–39 characters (IPv4 or IPv6 address)                               |
| <b>Default Value</b>    | Not Applicable                                                                 |
| <b>Write Privilege</b>  | Server Control                                                                 |
| <b>License Required</b> | iDRAC Express or iDRAC Enterprise                                              |
| <b>Dependency</b>       | Not available if <code>VndrConfigGroup.iSCSIBootSupport</code> is unavailable. |

## NIC.IscsilInitiatorParams.IscsilInitiatorName (Read or Write)

Table 1198. NIC.IscsilInitiatorParams.IscsilInitiatorName

|                         |                                                                                |
|-------------------------|--------------------------------------------------------------------------------|
| <b>Description</b>      | Specifies the initiator iSCSI Qualified Name (IQN).                            |
| <b>Legal Values</b>     | String of upto 223 characters                                                  |
| <b>Default Value</b>    | Not Applicable                                                                 |
| <b>Write Privilege</b>  | Server Control                                                                 |
| <b>License Required</b> | iDRAC Express or iDRAC Enterprise                                              |
| <b>Dependency</b>       | Not available if <code>VndrConfigGroup.iSCSIBootSupport</code> is unavailable. |

## NIC.IscsilInitiatorParams.IscsilInitiatorPrimDns (Read or Write)

Table 1199. NIC.IscsilInitiatorParams.IscsilInitiatorPrimDns

|                         |                                                                                |
|-------------------------|--------------------------------------------------------------------------------|
| <b>Description</b>      | Specifies the Primary DNS IP address of the iSCSI initiator.                   |
| <b>Legal Values</b>     | String of 2–39 characters (IPv4 or IPv6 gateway)                               |
| <b>Default Value</b>    | Not Applicable                                                                 |
| <b>Write Privilege</b>  | Server Control                                                                 |
| <b>License Required</b> | iDRAC Express or iDRAC Enterprise                                              |
| <b>Dependency</b>       | Not available if <code>VndrConfigGroup.iSCSIBootSupport</code> is unavailable. |

## NIC.IscsilInitiatorParams.IscsilInitiatorSecDns (Read or Write)

Table 1200. NIC.IscsilInitiatorParams.IscsilInitiatorSecDns

|                         |                                                                                |
|-------------------------|--------------------------------------------------------------------------------|
| <b>Description</b>      | Specifies the Secondary DNS IP address of the iSCSI initiator.                 |
| <b>Legal Values</b>     | String of 2–39 characters (Ipv4 or Ipv6 gateway)                               |
| <b>Default Value</b>    | Not Applicable                                                                 |
| <b>Write Privilege</b>  | Server Control                                                                 |
| <b>License Required</b> | iDRAC Express or iDRAC Enterprise                                              |
| <b>Dependency</b>       | Not available if <code>VndrConfigGroup.iSCSIBootSupport</code> is unavailable. |

## NIC.IscsilInitiatorParams.IscsilInitiatorSubnet (Read or Write)

Table 1201. NIC.IscsilInitiatorParams.IscsilInitiatorSubnet

|                         |                                                                                |
|-------------------------|--------------------------------------------------------------------------------|
| <b>Description</b>      | Specifies the IPv4 Subnet Mask of the iSCSI initiator.                         |
| <b>Legal Values</b>     | String of 7–15 characters (IPv4 Subnet)                                        |
| <b>Default Value</b>    | Not Applicable                                                                 |
| <b>Write Privilege</b>  | Server Control                                                                 |
| <b>License Required</b> | iDRAC Express or iDRAC Enterprise                                              |
| <b>Dependency</b>       | Not available if <code>VndrConfigGroup.iSCSIBootSupport</code> is unavailable. |

## NIC.IscsiInitiatorParams.IscsiInitiatorSubnetPrefix (Read or Write)

Table 1202. Details of NIC.IscsiInitiatorParams.IscsiInitiatorSubnetPrefix attribute

|                         |                                                                                |
|-------------------------|--------------------------------------------------------------------------------|
| <b>Description</b>      | Specifies the IPv6 Subnet Mask Prefix of the iSCSI initiator.                  |
| <b>Legal Values</b>     | String of 2–39 characters (IPv6 Subnet)                                        |
| <b>Default Value</b>    | Not Applicable                                                                 |
| <b>Write Privilege</b>  | Server Control                                                                 |
| <b>License Required</b> | iDRAC Express or iDRAC Enterprise                                              |
| <b>Dependency</b>       | Not available if <code>VndrConfigGroup.iSCSIBootSupport</code> is unavailable. |

## NIC.IscsiSecondaryDeviceParams

The following section provides information about the objects in the `NIC.IscsiSecondaryDeviceParams` group.

## NIC.IscsiSecondaryDeviceParams.SecondaryDeviceMacAddr (Read or Write)

Table 1203. NIC.IscsiSecondaryDeviceParams.SecondaryDeviceMacAddr

|                         |                                                                                                              |
|-------------------------|--------------------------------------------------------------------------------------------------------------|
| <b>Description</b>      | Specifies the MAC address of a secondary iSCSI boot adapter for redundancy in case if start is unsuccessful. |
| <b>Legal Values</b>     | String of up to 17 characters                                                                                |
| <b>Default Value</b>    | Not Applicable                                                                                               |
| <b>Write Privilege</b>  | Server Control                                                                                               |
| <b>License Required</b> | iDRAC Express or iDRAC Enterprise                                                                            |
| <b>Dependency</b>       | Not available if <code>VndrConfigGroup.iSCSIBootSupport</code> is unavailable.                               |

## NIC.IscsiSecondaryDeviceParams.UseIndTgtName (Read or Write)

Table 1204. NIC.IscsiSecondaryDeviceParams.UseIndTgtName

|                         |                                                                                 |
|-------------------------|---------------------------------------------------------------------------------|
| <b>Description</b>      | Specifies whether to use Independent Target Name when multipath I/O is enabled. |
| <b>Legal Values</b>     | <ul style="list-style-type: none"><li>· Enabled</li><li>· Disabled</li></ul>    |
| <b>Default Value</b>    | Disabled                                                                        |
| <b>Write Privilege</b>  | Server Control                                                                  |
| <b>License Required</b> | iDRAC Express or iDRAC Enterprise                                               |
| <b>Dependency</b>       | Not available if <code>VndrConfigGroup.iSCSIBootSupport</code> is unavailable.  |



## NIC.IscsiSecondaryDeviceParams.UseIndTgtPortal (Read or Write)

Table 1205. NIC.IscsiSecondaryDeviceParams.UseIndTgtPortal

|                         |                                                                                   |
|-------------------------|-----------------------------------------------------------------------------------|
| <b>Description</b>      | Specifies whether to use Independent Target Portal when multipath I/O is enabled. |
| <b>Legal Values</b>     | <ul style="list-style-type: none"><li>· Enabled</li><li>· Disabled</li></ul>      |
| <b>Default Value</b>    | Disabled                                                                          |
| <b>Write Privilege</b>  | Server Control                                                                    |
| <b>License Required</b> | iDRAC Express or iDRAC Enterprise                                                 |
| <b>Dependency</b>       | Not available if <code>VndrConfigGroup.iSCSIBootSupport</code> is unavailable.    |

## NIC.IscsiSecondTgtParams

To configure the `iSCSIsecond` storage, use the objects in this group.

## NIC.IscsiSecondTgtParams.ConnectSecondTgt (Read or Write)

Table 1206. NIC.IscsiSecondTgtParams.ConnectSecondTgt

|                         |                                                                                |
|-------------------------|--------------------------------------------------------------------------------|
| <b>Description</b>      | Enables connecting to the second iSCSI target.                                 |
| <b>Legal Values</b>     | <ul style="list-style-type: none"><li>· Enabled</li><li>· Disabled</li></ul>   |
| <b>Default Value</b>    | Disabled                                                                       |
| <b>Write Privilege</b>  | Server Control                                                                 |
| <b>License Required</b> | iDRAC Express or iDRAC Enterprise                                              |
| <b>Dependency</b>       | Not available if <code>VndrConfigGroup.iSCSIBootSupport</code> is unavailable. |

## NIC.IscsiSecondTgtParams.SecondTgtBootLun (Read or Write)

Table 1207. NIC.IscsiSecondTgtParams.SecondTgtBootLun

|                         |                                                                           |
|-------------------------|---------------------------------------------------------------------------|
| <b>Description</b>      | Specifies the second iSCSI storage target boot Logical Unit Number (LUN). |
| <b>Legal Values</b>     | Values: 0–18446744073709551615                                            |
| <b>Default Value</b>    | Not Applicable                                                            |
| <b>Write Privilege</b>  | Server Control                                                            |
| <b>License Required</b> | iDRAC Express or iDRAC Enterprise                                         |

**Dependency** Not available if `VndrConfigGroup.iSCSIBootSupport` is unavailable.

## NIC.IscsiSecondTgtParams.SecondTgtChapId (Read or Write)

Table 1208. NIC.IscsiSecondTgtParams.SecondTgtChapId

|                         |                                                                                                 |
|-------------------------|-------------------------------------------------------------------------------------------------|
| <b>Description</b>      | Specifies the second iSCSI storage target Challenge-Handshake Authentication Protocol (CHAP) ID |
| <b>Legal Values</b>     | Values: 0–128.                                                                                  |
| <b>Default Value</b>    | Not Applicable                                                                                  |
| <b>Write Privilege</b>  | Server Control                                                                                  |
| <b>License Required</b> | iDRAC Express or iDRAC Enterprise                                                               |
| <b>Dependency</b>       | Not available if <code>VndrConfigGroup.iSCSIBootSupport</code> is unavailable.                  |

## NIC.IscsiSecondTgtParams.SecondTgtChapPwd (Read or Write)

Table 1209. NIC.IscsiSecondTgtParams.SecondTgtChapPwd

|                         |                                                                                                                             |
|-------------------------|-----------------------------------------------------------------------------------------------------------------------------|
| <b>Description</b>      | Specifies the second iSCSI storage target Challenge-Handshake Authentication Protocol (CHAP) secret (target CHAP password). |
| <b>Legal Values</b>     | String of 12–16 characters                                                                                                  |
| <b>Default Value</b>    | Not Applicable                                                                                                              |
| <b>Write Privilege</b>  | Server Control                                                                                                              |
| <b>License Required</b> | iDRAC Express or iDRAC Enterprise                                                                                           |
| <b>Dependency</b>       | Not available if <code>VndrConfigGroup.iSCSIBootSupport</code> is unavailable.                                              |

## NIC.IscsiSecondTgtParams.SecondTgtIpAddress (Read or Write)

Table 1210. NIC.IscsiSecondTgtParams.SecondTgtIpAddress

|                         |                                                                                |
|-------------------------|--------------------------------------------------------------------------------|
| <b>Description</b>      | Specifies the IP address of the second iSCSI target.                           |
| <b>Legal Values</b>     | String of 2–39 characters (IPv4 or IPv6 address)                               |
| <b>Default Value</b>    | Not Applicable                                                                 |
| <b>Write Privilege</b>  | Server Control                                                                 |
| <b>License Required</b> | iDRAC Express or iDRAC Enterprise                                              |
| <b>Dependency</b>       | Not available if <code>VndrConfigGroup.iSCSIBootSupport</code> is unavailable. |


## NIC.IscsiSecondTgtParams.SecondTgtIpVer (Read or Write)

Table 1211. NIC.IscsiSecondTgtParams.SecondTgtIpVer

|                         |                                                                                            |
|-------------------------|--------------------------------------------------------------------------------------------|
| <b>Description</b>      | Specifies whether or not IPv4 or IPv6 network address is used for the second iSCSI target. |
| <b>Legal Values</b>     | <ul style="list-style-type: none"><li>· IPv4</li><li>· IPv6</li></ul>                      |
| <b>Default Value</b>    | IPv4                                                                                       |
| <b>Write Privilege</b>  | Server Control                                                                             |
| <b>License Required</b> | iDRAC Express or iDRAC Enterprise                                                          |
| <b>Dependency</b>       | Not Applicable                                                                             |

## NIC.IscsiSecondTgtParams.SecondTgtIscsiName (Read or Write)

Table 1212. NIC.IscsiSecondTgtParams.SecondTgtIscsiName

|                         |                                                                                                                                                                                                                                                               |
|-------------------------|---------------------------------------------------------------------------------------------------------------------------------------------------------------------------------------------------------------------------------------------------------------|
| <b>Description</b>      | Specifies the iSCSI Qualified Name (IQN) of the second iSCSI storage target.                                                                                                                                                                                  |
| <b>Legal Values</b>     | String of up to 223 characters<br><br> <b>NOTE: The legal value range may be smaller than the maximum size of 223, based on the vendor configuration of the NIC cards.</b> |
| <b>Default Value</b>    | Not Applicable                                                                                                                                                                                                                                                |
| <b>Write Privilege</b>  | Server Control                                                                                                                                                                                                                                                |
| <b>License Required</b> | iDRAC Express or iDRAC Enterprise                                                                                                                                                                                                                             |
| <b>Dependency</b>       | Not available if <code>VndrConfigGroup.iSCSIBootSupport</code> is unavailable.                                                                                                                                                                                |

## NIC.IscsiSecondTgtParams.SecondTgtTcpPort (Read or Write)

Table 1213. NIC.IscsiSecondTgtParams.SecondTgtTcpPort

|                         |                                                                                |
|-------------------------|--------------------------------------------------------------------------------|
| <b>Description</b>      | Specifies the TCP Port number of the second iSCSI target.                      |
| <b>Legal Values</b>     | Values: 1–65535                                                                |
| <b>Default Value</b>    | Not Applicable                                                                 |
| <b>Write Privilege</b>  | Server Control                                                                 |
| <b>License Required</b> | iDRAC Express or iDRAC Enterprise                                              |
| <b>Dependency</b>       | Not available if <code>VndrConfigGroup.iSCSIBootSupport</code> is unavailable. |

## NIC.NICConfig

To configure the `NICConfig` properties, use the objects in this group.

## NIC.NICConfig.BannerMessageTimeout (Read or Write)

Table 1214. NIC.NICConfig.BannerMessageTimeout

|                         |                                                                                     |
|-------------------------|-------------------------------------------------------------------------------------|
| <b>Description</b>      | Specifies the number of seconds that the OptionROM banner is displayed during POST. |
| <b>Legal Values</b>     | Not Applicable                                                                      |
| <b>Default Value</b>    | Not Applicable                                                                      |
| <b>Write Privilege</b>  | Server Control                                                                      |
| <b>License Required</b> | iDRAC Express or iDRAC Enterprise                                                   |
| <b>Dependency</b>       | Not Applicable                                                                      |

## NIC.NICConfig.BootOptionROM (Read or Write)

Table 1215. NIC.NICConfig.BootOptionROM

|                         |                                                                              |
|-------------------------|------------------------------------------------------------------------------|
| <b>Description</b>      | Controls the enablement of legacy Boot Protocols in the Option ROM.          |
| <b>Legal Values</b>     | <ul style="list-style-type: none"><li>· Enabled</li><li>· Disabled</li></ul> |
| <b>Default Value</b>    | Not Applicable                                                               |
| <b>Write Privilege</b>  | Server Control                                                               |
| <b>License Required</b> | iDRAC Express or iDRAC Enterprise                                            |
| <b>Dependency</b>       | Not Applicable                                                               |

## NIC.NICConfig.BootRetryCnt (Read or Write)

Table 1216. NIC.NICConfig.BootRetryCnt

|                         |                                                                                                                                                                                                       |
|-------------------------|-------------------------------------------------------------------------------------------------------------------------------------------------------------------------------------------------------|
| <b>Description</b>      | Specifies the number of attempts when the start is unsuccessful.                                                                                                                                      |
| <b>Legal Values</b>     | <ul style="list-style-type: none"><li>· NoRetry</li><li>· 1Retry</li><li>· 2Retries</li><li>· 3Retries</li><li>· 4Retries</li><li>· 5Retries</li><li>· 6Retries</li><li>· IndefiniteRetries</li></ul> |
| <b>Default Value</b>    | NoRetry                                                                                                                                                                                               |
| <b>Write Privilege</b>  | Server Control                                                                                                                                                                                        |
| <b>License Required</b> | iDRAC Express or iDRAC Enterprise                                                                                                                                                                     |
| <b>Dependency</b>       | Not Applicable                                                                                                                                                                                        |

## NIC.NICConfig.BootStrapType (Read or Write)

Table 1217. NIC.NICConfig.BootStrapType

|                    |                                                                     |
|--------------------|---------------------------------------------------------------------|
| <b>Description</b> | Specifies the boot strap method used to start the operating system. |
|--------------------|---------------------------------------------------------------------|

|                         |                                                                                                                   |
|-------------------------|-------------------------------------------------------------------------------------------------------------------|
| <b>Legal Values</b>     | <ul style="list-style-type: none"> <li>· AutoDetect</li> <li>· BBS</li> <li>· Int18h</li> <li>· Int19h</li> </ul> |
| <b>Default Value</b>    | AutoDetect                                                                                                        |
| <b>Write Privilege</b>  | Server Control                                                                                                    |
| <b>License Required</b> | iDRAC Express or iDRAC Enterprise                                                                                 |
| <b>Dependency</b>       | Not Applicable                                                                                                    |

## NIC.NICConfig.HideSetupPrompt (Read or Write)

Table 1218. NIC.NICConfig.HideSetupPrompt

|                         |                                                                                   |
|-------------------------|-----------------------------------------------------------------------------------|
| <b>Description</b>      | Enables or disables the option ROM setup prompt during Power On Self Test (POST). |
| <b>Legal Values</b>     | <ul style="list-style-type: none"> <li>· Enabled</li> <li>· Disabled</li> </ul>   |
| <b>Default Value</b>    | Disabled                                                                          |
| <b>Write Privilege</b>  | Server Control                                                                    |
| <b>License Required</b> | iDRAC Express or iDRAC Enterprise                                                 |
| <b>Dependency</b>       | Not Applicable                                                                    |

## NIC.NICConfig.LegacyBootProto (Read or Write)

Table 1219. NIC.NICConfig.LegacyBootProto

|                         |                                                                                                                                                             |
|-------------------------|-------------------------------------------------------------------------------------------------------------------------------------------------------------|
| <b>Description</b>      | Select a non-UEFI network start protocol.                                                                                                                   |
| <b>Legal Values</b>     | <ul style="list-style-type: none"> <li>· PXE</li> <li>· iSCSI</li> <li>· FCoE</li> <li>· NONE</li> <li>· iSCSIPrimary</li> <li>· iSCSI Secondary</li> </ul> |
| <b>Default Value</b>    | None                                                                                                                                                        |
| <b>Write Privilege</b>  | Server Control                                                                                                                                              |
| <b>License Required</b> | iDRAC Express or iDRAC Enterprise                                                                                                                           |
| <b>Dependency</b>       | None                                                                                                                                                        |

## NIC.NICConfig.LnkSpeed (Read or Write)

Table 1220. NIC.NICConfig.LnkSpeed

|                     |                                                                                     |
|---------------------|-------------------------------------------------------------------------------------|
| <b>Description</b>  | Specifies the port speed used for the selected boot protocol.                       |
| <b>Legal Values</b> | <ul style="list-style-type: none"> <li>· AutoNeg</li> <li>· 10 Mbps Half</li> </ul> |

- 10 Mbps Full
- 100 Mbps Half
- 100 Mbps Full

|                         |                                   |
|-------------------------|-----------------------------------|
| <b>Default Value</b>    | Not Applicable                    |
| <b>Write Privilege</b>  | Server Control                    |
| <b>License Required</b> | iDRAC Express or iDRAC Enterprise |
| <b>Dependency</b>       | None                              |

## NIC.NICConfig.NumberVFAdvertised (Read or Write)

Table 1221. NIC.NICConfig.NumberVFAdvertised

|                         |                                                                                              |
|-------------------------|----------------------------------------------------------------------------------------------|
| <b>Description</b>      | Indicates the number of PCI Virtual Functions advertised on the port when SR-IOV is enabled. |
| <b>Legal Values</b>     | Not Applicable                                                                               |
| <b>Default Value</b>    | 0                                                                                            |
| <b>Write Privilege</b>  | Server Control                                                                               |
| <b>License Required</b> | iDRAC Express or iDRAC Enterprise                                                            |
| <b>Dependency</b>       | Not Applicable                                                                               |

## NIC.NICConfig.VLanId (Read or Write)

Table 1222. NIC.NICConfig.VLanId

|                         |                                           |
|-------------------------|-------------------------------------------|
| <b>Description</b>      | Specifies the ID (tag) for the VLAN Mode. |
| <b>Legal Values</b>     | Values: 1–4095                            |
| <b>Default Value</b>    | Not Applicable                            |
| <b>Write Privilege</b>  | Server Control                            |
| <b>License Required</b> | iDRAC Express or iDRAC Enterprise         |
| <b>Dependency</b>       | VLANMode must be enabled.                 |

## NIC.NICConfig.VLanMode (Read or Write)

Table 1223. NIC.NICConfig.VLanMode

|                         |                                                                                  |
|-------------------------|----------------------------------------------------------------------------------|
| <b>Description</b>      | Virtual LAN mode enables use of a VLAN tag to use vendor-defined boot protocols. |
| <b>Legal Values</b>     | <ul style="list-style-type: none"> <li>· Enabled</li> <li>· Disabled</li> </ul>  |
| <b>Default Value</b>    | Disabled                                                                         |
| <b>Write Privilege</b>  | Server Control                                                                   |
| <b>License Required</b> | iDRAC Express or iDRAC Enterprise                                                |
| <b>Dependency</b>       | None                                                                             |

# NIC.NICPartitioningConfig

To configure the NICPartitioning properties, use the objects in this group.

## NIC.NICPartitioningConfig.NicPartitioning (Read or Write)

Table 1224. NIC.NICPartitioningConfig.NicPartitioning

|                         |                                                                              |
|-------------------------|------------------------------------------------------------------------------|
| <b>Description</b>      | Enables or disables NIC partitioning for all device ports.                   |
| <b>Legal Values</b>     | <ul style="list-style-type: none"><li>· Enabled</li><li>· Disabled</li></ul> |
| <b>Default Value</b>    | Disabled                                                                     |
| <b>Write Privilege</b>  | Server Control                                                               |
| <b>License Required</b> | iDRAC Express or iDRAC Enterprise                                            |
| <b>Dependency</b>       | None                                                                         |

## NIC.NICPartitioningConfig.ConfigureFormn (Read Only)

Table 1225. NIC.NICPartitioningConfig.ConfigureFormn

|                         |                                                                          |
|-------------------------|--------------------------------------------------------------------------|
| <b>Description</b>      | Configures the partition functionality and display the assigned address. |
| <b>Legal Values</b>     | Not Applicable                                                           |
| <b>Default Value</b>    | Not Applicable                                                           |
| <b>Write Privilege</b>  | Not Applicable                                                           |
| <b>License Required</b> | iDRAC Express or iDRAC Enterprise                                        |
| <b>Dependency</b>       | Not Applicable                                                           |

## NIC.NICPartitioningConfig.PartitionState (Read Only)

Table 1226. NIC.NICPartitioningConfig.PartitionState

|                         |                                                                              |
|-------------------------|------------------------------------------------------------------------------|
| <b>Description</b>      | Indicates the current enablement state of the partition.                     |
| <b>Legal Values</b>     | <ul style="list-style-type: none"><li>· Enabled</li><li>· Disabled</li></ul> |
| <b>Default Value</b>    | Enabled                                                                      |
| <b>Write Privilege</b>  | Not Applicable                                                               |
| <b>License Required</b> | iDRAC Express or iDRAC Enterprise                                            |
| <b>Dependency</b>       | Not Applicable                                                               |

# NIC.NICPartitioningConfig.NumberPCIEFunctionsEnabled (Read Only)

Table 1227. NIC.NICPartitioningConfig.NumberPCIEFunctionsEnabled

|                         |                                                                                 |
|-------------------------|---------------------------------------------------------------------------------|
| <b>Description</b>      | Indicates the number of physical PCIe functions currently enabled on this port. |
| <b>Legal Values</b>     | Values: 1–65535                                                                 |
| <b>Default Value</b>    | Not Applicable                                                                  |
| <b>Write Privilege</b>  | Not Applicable                                                                  |
| <b>License Required</b> | iDRAC Express or iDRAC Enterprise                                               |
| <b>Dependency</b>       | None                                                                            |

# NIC.NICPartitioningConfig.NumberPCIEFunctionsSupported (Read Only)

Table 1228. Details of NIC.NICPartitioningConfig.NumberPCIEFunctionsSupported attribute

|                         |                                                                         |
|-------------------------|-------------------------------------------------------------------------|
| <b>Description</b>      | Indicates the number of physical PCIe functions supported on this port. |
| <b>Legal Values</b>     | Values: 1–65535                                                         |
| <b>Default Value</b>    | Not Applicable                                                          |
| <b>Write Privilege</b>  | Not Applicable                                                          |
| <b>License Required</b> | iDRAC Express or iDRAC Enterprise                                       |
| <b>Dependency</b>       | None                                                                    |

# NIC.VndrConfigGroup

The objects in this group manage the vendor configuration settings.

# NIC.VndrConfigGroup.BusDeviceFunction (Read Only)

Table 1229. Details of NIC.VndrConfigGroup.BusDeviceFunction attribute

|                         |                                   |
|-------------------------|-----------------------------------|
| <b>Description</b>      | Indicates the BIOS assigned PCIe. |
| <b>Legal Values</b>     | String of up to 8 characters      |
| <b>Default Value</b>    | Not Applicable                    |
| <b>Write Privilege</b>  | Not Applicable                    |
| <b>License Required</b> | iDRAC Express or iDRAC Enterprise |
| <b>Dependency</b>       | None                              |



## NIC.VndrConfigGroup.BlnkLeds (Read or Write)

Table 1230. NIC.VndrConfigGroup.BlnkLeds

|                         |                                                                      |
|-------------------------|----------------------------------------------------------------------|
| <b>Description</b>      | Identifies the physical network port by blinking the associated LED. |
| <b>Legal Values</b>     | Values: 0–15                                                         |
| <b>Default Value</b>    | 15                                                                   |
| <b>Write Privilege</b>  | Server Control                                                       |
| <b>License Required</b> | iDRAC Express or iDRAC Enterprise                                    |
| <b>Dependency</b>       | None                                                                 |

## NIC.VndrConfigGroup.ChipMdl (Read Only)

Table 1231. NIC.VndrConfigGroup.ChipMdl

|                         |                                      |
|-------------------------|--------------------------------------|
| <b>Description</b>      | Indicates the chip type or revision. |
| <b>Legal Values</b>     | None                                 |
| <b>Default Value</b>    | Not Applicable                       |
| <b>Write Privilege</b>  | Not Applicable                       |
| <b>License Required</b> | iDRAC Express or iDRAC Enterprise    |
| <b>Dependency</b>       | None                                 |

## NIC.VndrConfigGroup.EnergyEfficientEthernet (Read Only)

Table 1232. NIC.VndrConfigGroup.EnergyEfficientEthernet

|                         |                                                                      |
|-------------------------|----------------------------------------------------------------------|
| <b>Description</b>      | Indicates whether Energy Efficient Ethernet capability is supported. |
| <b>Legal Values</b>     | None                                                                 |
| <b>Default Value</b>    | Not Applicable                                                       |
| <b>Write Privilege</b>  | Not Applicable                                                       |
| <b>License Required</b> | iDRAC Express or iDRAC Enterprise                                    |
| <b>Dependency</b>       | None                                                                 |

## NIC.VndrConfigGroup.DCBXSupport (Read Only)

Table 1233. NIC.VndrConfigGroup.DCBXSupport

|                      |                                                                       |
|----------------------|-----------------------------------------------------------------------|
| <b>Description</b>   | Indicates whether Data Center Bridging (DCB) capability is supported. |
| <b>Legal Values</b>  | None                                                                  |
| <b>Default Value</b> | Not Applicable                                                        |

|                         |                                   |
|-------------------------|-----------------------------------|
| <b>Write Privilege</b>  | Not Applicable                    |
| <b>License Required</b> | iDRAC Express or iDRAC Enterprise |
| <b>Dependency</b>       | None                              |

## NIC.VndrConfigGroup.DeviceName (Read Only)

**Table 1234. NIC.VndrConfigGroup.DeviceName**

|                         |                                      |
|-------------------------|--------------------------------------|
| <b>Description</b>      | Official product name of the device. |
| <b>Legal Values</b>     | Not Applicable                       |
| <b>Default Value</b>    | Not Applicable                       |
| <b>Write Privilege</b>  | Not Applicable                       |
| <b>License Required</b> | iDRAC Express or iDRAC Enterprise    |
| <b>Dependency</b>       | Not Applicable                       |

## NIC.VndrConfigGroup.FCoEBootSupport (Read Only)

**Table 1235. NIC.VndrConfigGroup.FCoEBootSupport**

|                         |                                                                             |
|-------------------------|-----------------------------------------------------------------------------|
| <b>Description</b>      | Indicates whether Fibre Channel over Ethernet Boot capability is supported. |
| <b>Legal Values</b>     | None                                                                        |
| <b>Default Value</b>    | Not Applicable                                                              |
| <b>Write Privilege</b>  | Not Applicable                                                              |
| <b>License Required</b> | iDRAC Express or iDRAC Enterprise                                           |
| <b>Dependency</b>       | None                                                                        |

## NIC.VndrConfigGroup.FCoEOffloadMode (Read or Write)

**Table 1236. NIC.VndrConfigGroup.FCoEOffloadMode**

|                         |                                                                                 |
|-------------------------|---------------------------------------------------------------------------------|
| <b>Description</b>      | Enables or disables FCoE personality on the port.                               |
| <b>Legal Values</b>     | <ul style="list-style-type: none"> <li>· Enabled</li> <li>· Disabled</li> </ul> |
| <b>Default Value</b>    | Disabled                                                                        |
| <b>Write Privilege</b>  | Server Control                                                                  |
| <b>License Required</b> | iDRAC Express or iDRAC Enterprise                                               |
| <b>Dependency</b>       | None                                                                            |

## NIC.VndrConfigGroup.FCoEOffloadSupport (Read Only)

Table 1237. NIC.VndrConfigGroup.FCoEOffloadSupport

|                         |                                                         |
|-------------------------|---------------------------------------------------------|
| <b>Description</b>      | Indicates whether FCoE Offload capability is supported. |
| <b>Legal Values</b>     | None                                                    |
| <b>Default Value</b>    | Not Applicable                                          |
| <b>Write Privilege</b>  | Server Control                                          |
| <b>License Required</b> | iDRAC Express or iDRAC Enterprise                       |
| <b>Dependency</b>       | None                                                    |

## NIC.VndrConfigGroup.FeatureLicensingSupport (Read Only)

Table 1238. NIC.VndrConfigGroup.FeatureLicensingSupport

|                         |                                                                   |
|-------------------------|-------------------------------------------------------------------|
| <b>Description</b>      | Indicates whether Dell Feature Licensing capability is supported. |
| <b>Legal Values</b>     | None                                                              |
| <b>Default Value</b>    | Not Applicable                                                    |
| <b>Write Privilege</b>  | Not Applicable                                                    |
| <b>License Required</b> | iDRAC Express or iDRAC Enterprise                                 |
| <b>Dependency</b>       | None                                                              |

## NIC.VndrConfigGroup.FIPMacAddr (Read Only)

Table 1239. NIC.VndrConfigGroup.FIPMacAddr

|                         |                                                                   |
|-------------------------|-------------------------------------------------------------------|
| <b>Description</b>      | Permanent FIP-MAC address for FCoE assigned during manufacturing. |
| <b>Legal Values</b>     | String of up to 17 characters                                     |
| <b>Default Value</b>    | Not Applicable                                                    |
| <b>Write Privilege</b>  | Not Applicable                                                    |
| <b>License Required</b> | iDRAC Express or iDRAC Enterprise                                 |
| <b>Dependency</b>       | None                                                              |

## NIC.VndrConfigGroup.FlexAddressing (Read Only)

Table 1240. NIC.VndrConfigGroup.FlexAddressing

|                        |                                                             |
|------------------------|-------------------------------------------------------------|
| <b>Description</b>     | Indicates whether Dell FlexAddressing feature is supported. |
| <b>Legal Values</b>    | None                                                        |
| <b>Default Value</b>   | Not Applicable                                              |
| <b>Write Privilege</b> | Not Applicable                                              |

**License Required** iDRAC Express or iDRAC Enterprise

**Dependency** None

## NIC.VndrConfigGroup.iSCSIBootSupport (Read Only)

Table 1241. NIC.VndrConfigGroup.iSCSIBootSupport

**Description** Indicates whether iSCSI Boot capability is supported.

**Legal Values** None

**Default Value** Not Applicable

**Write Privilege** Not Applicable

**License Required** iDRAC Express or iDRAC Enterprise

**Dependency** None

## NIC.VndrConfigGroup.ISCSIMacAddr (Read Only)

Table 1242. NIC.VndrConfigGroup.ISCSIMacAddr

**Description** Indicates the permanent MAC address for iSCSI offload assigned during manufacturing.

**Legal Values** None

**Default Value** Not Applicable

**Write Privilege** Not Applicable

**License Required** iDRAC Express or iDRAC Enterprise

**Dependency** None

## NIC.VndrConfigGroup.iSCSIOffloadMode (Read or Write)

Table 1243. NIC.VndrConfigGroup.iSCSIOffloadMode

**Description** Enables or disables iSCSI offload personality on the port.

**Legal Values**

- Enabled
- Disabled

**Default Value** Disabled

**Write Privilege** Server Control

**License Required** iDRAC Express or iDRAC Enterprise

**Dependency** None

## NIC.VndrConfigGroup.iSCSIOffloadSupport (Read Only)

Table 1244. NIC.VndrConfigGroup.iSCSIOffloadSupport

**Description** Indicates whether iSCSI Offload capability is supported.

|                         |                                   |
|-------------------------|-----------------------------------|
| <b>Legal Values</b>     | None                              |
| <b>Default Value</b>    | Not Applicable                    |
| <b>Write Privilege</b>  | Not Applicable                    |
| <b>License Required</b> | iDRAC Express or iDRAC Enterprise |
| <b>Dependency</b>       | None                              |

## NIC.VndrConfigGroup.LinkStatus (Read Only)

**Table 1245. NIC.VndrConfigGroup.LinkStatus**

|                         |                                                                         |
|-------------------------|-------------------------------------------------------------------------|
| <b>Description</b>      | Indicates the physical network link status that reports the controller. |
| <b>Legal Values</b>     | None                                                                    |
| <b>Default Value</b>    | Not Applicable                                                          |
| <b>Write Privilege</b>  | Not Applicable                                                          |
| <b>License Required</b> | iDRAC Express or iDRAC Enterprise                                       |
| <b>Dependency</b>       | None                                                                    |

## NIC.VndrConfigGroup.MacAddr (Read Only)

**Table 1246. NIC.VndrConfigGroup.MacAddr**

|                         |                                                                    |
|-------------------------|--------------------------------------------------------------------|
| <b>Description</b>      | Indicates the permanent MAC address assigned during manufacturing. |
| <b>Legal Values</b>     | String of up to 17 characters                                      |
| <b>Default Value</b>    | Not Applicable                                                     |
| <b>Write Privilege</b>  | Not Applicable                                                     |
| <b>License Required</b> | iDRAC Express or iDRAC Enterprise                                  |
| <b>Dependency</b>       | None                                                               |

## NIC.VndrConfigGroup.NicMode (Read or Write)

**Table 1247. NIC.VndrConfigGroup.NicMode**

|                         |                                                                                 |
|-------------------------|---------------------------------------------------------------------------------|
| <b>Description</b>      | Enables or disables NIC personality on the port.                                |
| <b>Legal Values</b>     | <ul style="list-style-type: none"> <li>· Enabled</li> <li>· Disabled</li> </ul> |
| <b>Default Value</b>    | Enabled                                                                         |
| <b>Write Privilege</b>  | Server Control                                                                  |
| <b>License Required</b> | iDRAC Express or iDRAC Enterprise                                               |
| <b>Dependency</b>       | None                                                                            |

## NIC.VndrConfigGroup.NicPartitioningSupport (Read Only)

Table 1248. NIC.VndrConfigGroup.NicPartitioningSupport

|                         |                                                             |
|-------------------------|-------------------------------------------------------------|
| <b>Description</b>      | Indicates whether NIC Partitioning capability is supported. |
| <b>Legal Values</b>     | None                                                        |
| <b>Default Value</b>    | Not Applicable                                              |
| <b>Write Privilege</b>  | Not Applicable                                              |
| <b>License Required</b> | iDRAC Express or iDRAC Enterprise                           |
| <b>Dependency</b>       | None                                                        |

## NIC.VndrConfigGroup.NWManagementPassThrough (Read Only)

Table 1249. NIC.VndrConfigGroup.NWManagementPassThrough

|                         |                                                                                |
|-------------------------|--------------------------------------------------------------------------------|
| <b>Description</b>      | Indicates whether the Network Management Pass-Through capability is supported. |
| <b>Legal Values</b>     | None                                                                           |
| <b>Default Value</b>    | Not Applicable                                                                 |
| <b>Write Privilege</b>  | Not Applicable                                                                 |
| <b>License Required</b> | iDRAC Express or iDRAC Enterprise                                              |
| <b>Dependency</b>       | None                                                                           |

## NIC.VndrConfigGroup.OnChipThermalSensor (Read Only)

Table 1250. NIC.VndrConfigGroup.OnChipThermalSensor

|                         |                                                           |
|-------------------------|-----------------------------------------------------------|
| <b>Description</b>      | Indicates whether an on-chip thermal sensor is available. |
| <b>Legal Values</b>     | None                                                      |
| <b>Default Value</b>    | Not Applicable                                            |
| <b>Write Privilege</b>  | Not Applicable                                            |
| <b>License Required</b> | iDRAC Express or iDRAC Enterprise                         |
| <b>Dependency</b>       | None                                                      |

## NIC.VndrConfigGroup.OSBMCManagementPassThrough (Read Only)

Table 1251. NIC.VndrConfigGroup.OSBMCManagementPassThrough

|                     |                                                                           |
|---------------------|---------------------------------------------------------------------------|
| <b>Description</b>  | Indicates whether OS-BMC Management Pass Through capability is supported. |
| <b>Legal Values</b> | None                                                                      |

|                         |                                   |
|-------------------------|-----------------------------------|
| <b>Default Value</b>    | Not Applicable                    |
| <b>Write Privilege</b>  | Not Applicable                    |
| <b>License Required</b> | iDRAC Express or iDRAC Enterprise |
| <b>Dependency</b>       | None                              |

## NIC.VndrConfigGroup.PCIDeviceID (Read Only)

Table 1252. NIC.VndrConfigGroup.PCIDeviceID

|                         |                                          |
|-------------------------|------------------------------------------|
| <b>Description</b>      | Indicates the PCI Device ID of the port. |
| <b>Legal Values</b>     | String of up to 4 characters             |
| <b>Default Value</b>    | Not Applicable                           |
| <b>Write Privilege</b>  | Not Applicable                           |
| <b>License Required</b> | iDRAC Express or iDRAC Enterprise        |
| <b>Dependency</b>       | None                                     |

## NIC.VndrConfigGroup.PXEBootSupport (Read Only)

Table 1253. NIC.VndrConfigGroup.PXEBootSupport

|                         |                                                     |
|-------------------------|-----------------------------------------------------|
| <b>Description</b>      | Indicates whether PXE Boot capability is supported. |
| <b>Legal Values</b>     | None                                                |
| <b>Default Value</b>    | Not Applicable                                      |
| <b>Write Privilege</b>  | Not Applicable                                      |
| <b>License Required</b> | iDRAC Express or iDRAC Enterprise                   |
| <b>Dependency</b>       | None                                                |

## NIC.VndrConfigGroup.RemotePHY (Read Only)

Table 1254. NIC.VndrConfigGroup.RemotePHY

|                         |                                                      |
|-------------------------|------------------------------------------------------|
| <b>Description</b>      | Indicates whether RemotePHY capability is supported. |
| <b>Legal Values</b>     | None                                                 |
| <b>Default Value</b>    | Not Applicable                                       |
| <b>Write Privilege</b>  | Not Applicable                                       |
| <b>License Required</b> | iDRAC Express or iDRAC Enterprise                    |
| <b>Dependency</b>       | None                                                 |

## NIC.VndrConfigGroup.RXFlowControl (Read Only)

Table 1255. NIC.VndrConfigGroup.RXFlowControl

|                         |                                                                      |
|-------------------------|----------------------------------------------------------------------|
| <b>Description</b>      | Indicates whether Receive (RX) Flow control capability is supported. |
| <b>Legal Values</b>     | None                                                                 |
| <b>Default Value</b>    | Not Applicable                                                       |
| <b>Write Privilege</b>  | Not Applicable                                                       |
| <b>License Required</b> | iDRAC Express or iDRAC Enterprise                                    |
| <b>Dependency</b>       | None                                                                 |

## NIC.VndrConfigGroup.TOESupport (Read Only)

Table 1256. NIC.VndrConfigGroup.TOESupport

|                         |                                                                  |
|-------------------------|------------------------------------------------------------------|
| <b>Description</b>      | Indicates whether TCP/IP Offload Engine capability is supported. |
| <b>Legal Values</b>     | None                                                             |
| <b>Default Value</b>    | Not Applicable                                                   |
| <b>Write Privilege</b>  | Not Applicable                                                   |
| <b>License Required</b> | iDRAC Express or iDRAC Enterprise                                |
| <b>Dependency</b>       | None                                                             |

## NIC.VndrConfigGroup.TXBandwidthControlMaximum (Read Only)

Table 1257. NIC.VndrConfigGroup.TXBandwidthControlMaximum

|                         |                                                                                    |
|-------------------------|------------------------------------------------------------------------------------|
| <b>Description</b>      | Indicates whether Transmit (TX) Bandwidth Control Maximum capability is supported. |
| <b>Legal Values</b>     | None                                                                               |
| <b>Default Value</b>    | Not Applicable                                                                     |
| <b>Write Privilege</b>  | Not Applicable                                                                     |
| <b>License Required</b> | iDRAC Express or iDRAC Enterprise                                                  |
| <b>Dependency</b>       | None                                                                               |

## NIC.VndrConfigGroup.TXBandwidthControlMinimum (Read Only)

Table 1258. NIC.VndrConfigGroup.TXBandwidthControlMinimum

|                     |                                                                                    |
|---------------------|------------------------------------------------------------------------------------|
| <b>Description</b>  | Indicates whether Transmit (TX) Bandwidth Control Minimum capability is supported. |
| <b>Legal Values</b> | None                                                                               |



|                         |                                   |
|-------------------------|-----------------------------------|
| <b>Default Value</b>    | Not Applicable                    |
| <b>Write Privilege</b>  | Not Applicable                    |
| <b>License Required</b> | iDRAC Express or iDRAC Enterprise |
| <b>Dependency</b>       | None                              |

## NIC.VndrConfigGroup.TXFlowControl (Read Only)

Table 1259. NIC.VndrConfigGroup.TXFlowControl

|                         |                                                                       |
|-------------------------|-----------------------------------------------------------------------|
| <b>Description</b>      | Indicates whether Transmit (TX) Flow Control capability is supported. |
| <b>Legal Values</b>     | None                                                                  |
| <b>Default Value</b>    | Not Applicable                                                        |
| <b>Write Privilege</b>  | Not Applicable                                                        |
| <b>License Required</b> | iDRAC Express or iDRAC Enterprise                                     |
| <b>Dependency</b>       | None                                                                  |

## NIC.VndrConfigGroup.VirtFIPMacAddr (Read or Write)

Table 1260. NIC.VndrConfigGroup.VirtFIPMacAddr

|                         |                                                                                                               |
|-------------------------|---------------------------------------------------------------------------------------------------------------|
| <b>Description</b>      | Programmatically assignable FIP-MAC address for FCoE. Programmatic write for support of I/O Identity feature. |
| <b>Legal Values</b>     | String of up to 17 characters                                                                                 |
| <b>Default Value</b>    | Not Applicable                                                                                                |
| <b>Write Privilege</b>  | Server Control                                                                                                |
| <b>License Required</b> | iDRAC Express or iDRAC Enterprise                                                                             |
| <b>Dependency</b>       | None                                                                                                          |

## NIC.VndrConfigGroup.VirtIscsiMacAddr (Read or Write)

Table 1261. NIC.VndrConfigGroup.VirtIscsiMacAddr

|                         |                                                                                                                    |
|-------------------------|--------------------------------------------------------------------------------------------------------------------|
| <b>Description</b>      | Programmatically assignable MAC address for iSCSI offload. Programmatic write for support of I/O Identity feature. |
| <b>Legal Values</b>     | String of up to 17 characters                                                                                      |
| <b>Default Value</b>    | Not Applicable                                                                                                     |
| <b>Write Privilege</b>  | Server Control                                                                                                     |
| <b>License Required</b> | iDRAC Express or iDRAC Enterprise                                                                                  |
| <b>Dependency</b>       | None                                                                                                               |

## NIC.VndrConfigGroup.VirtMacAddr (Read or Write)

Table 1262. NIC.VndrConfigGroup.VirtMacAddr

|                         |                                                                                                  |
|-------------------------|--------------------------------------------------------------------------------------------------|
| <b>Description</b>      | Programmatically assignable MAC address. Programmatic write for support of I/O Identity feature. |
| <b>Legal Values</b>     | String of up to 17 characters                                                                    |
| <b>Default Value</b>    | Not Applicable                                                                                   |
| <b>Write Privilege</b>  | Server Control                                                                                   |
| <b>License Required</b> | iDRAC Express or iDRAC Enterprise                                                                |
| <b>Dependency</b>       | None                                                                                             |

## NIC.VndrConfigGroup.VirtualLinkControl (Read or Write)

Table 1263. NIC.VndrConfigGroup.VirtualLinkControl

|                         |                                                                 |
|-------------------------|-----------------------------------------------------------------|
| <b>Description</b>      | Indicates whether Virtual Link Control capability is supported. |
| <b>Legal Values</b>     | None                                                            |
| <b>Default Value</b>    | Not Applicable                                                  |
| <b>Write Privilege</b>  | Server Control                                                  |
| <b>License Required</b> | iDRAC Express or iDRAC Enterprise                               |
| <b>Dependency</b>       | None                                                            |

## NIC.VndrConfigGroup.VirtWWN (Read or Write)

Table 1264. NIC.VndrConfigGroup.VirtWWN

|                         |                                                                                     |
|-------------------------|-------------------------------------------------------------------------------------|
| <b>Description</b>      | Programmatically assignable Fibre Channel World Wide Node Name identifier for FCoE. |
| <b>Legal Values</b>     | String of up to 23 characters                                                       |
| <b>Default Value</b>    | Not Applicable                                                                      |
| <b>Write Privilege</b>  | Server Control                                                                      |
| <b>License Required</b> | iDRAC Express or iDRAC Enterprise                                                   |
| <b>Dependency</b>       | None                                                                                |

## NIC.VndrConfigGroup.VirtWWPN (Read or Write)

Table 1265. NIC.VndrConfigGroup.VirtWWPN

|                        |                                                                                     |
|------------------------|-------------------------------------------------------------------------------------|
| <b>Description</b>     | Programmatically assignable Fibre Channel World Wide Port Name identifier for FCoE. |
| <b>Legal Values</b>    | String of up to 23 characters                                                       |
| <b>Default Value</b>   | Not Applicable                                                                      |
| <b>Write Privilege</b> | Server Control                                                                      |

**License Required** iDRAC Express or iDRAC Enterprise

**Dependency** None

## NIC.VndrConfigGroup.WWN (Read Only)

**Table 1266. NIC.VndrConfigGroup.WWN**

**Description** Fibre Channel World Wide Node Name identifier for FCoE.

**Legal Values** String of up to 23 characters

**Default Value** Not Applicable

**Write Privilege** Not Applicable

**License Required** iDRAC Express or iDRAC Enterprise

**Dependency** None

## NIC.VndrConfigGroup.WWPN (Read Only)

**Table 1267. NIC.VndrConfigGroup.WWPN**

**Description** Fibre Channel World Wide Port Name identifier for FCoE.

**Legal Values** String of up to 23 characters

**Default Value** Not Applicable

**Write Privilege** Not Applicable

**License Required** iDRAC Express or iDRAC Enterprise

**Dependency** None

## Storage.Controller

The objects in this group manage storage controller attributes. This group is indexed.

The following sections provide information about the objects in this group.

## Storage.Controller.BackgroundInitializationRate (Read or Write)

**Table 1268. Storage.Controller.BackgroundInitializationRate**

**Description** The Background Initialization (BGI) rate is the percentage of the system's resources dedicated to perform the background initialization of a virtual disk after it is created.

**Legal Values** Values: 0–100

**Default value** 100

**Write Privilege** Server Control

**License Required** iDRAC Express or iDRAC Enterprise

**Dependency** None

## Storage.Controller.BatteryLearnMode (Read Only)

Table 1269. Storage.Controller.BatteryLearnMode

|                         |                                                                                                                       |
|-------------------------|-----------------------------------------------------------------------------------------------------------------------|
| <b>Description</b>      | Battery Learn Mode controls a RAID controller's Battery Learn Cycle.                                                  |
| <b>Legal Values</b>     | <ul style="list-style-type: none"><li>· Automatic</li><li>· Warn</li><li>· Disabled</li><li>· Not Supported</li></ul> |
| <b>Default value</b>    | None                                                                                                                  |
| <b>Write Privilege</b>  | Not Applicable                                                                                                        |
| <b>License Required</b> | iDRAC Express or iDRAC Enterprise                                                                                     |
| <b>Dependency</b>       | A battery must be present on the controller.                                                                          |

## Storage.Controller.CheckConsistencyMode (Read or Write)

Table 1270. Storage.Controller.CheckConsistencyMode

|                         |                                                                                                 |
|-------------------------|-------------------------------------------------------------------------------------------------|
| <b>Description</b>      | Check Consistency feature is used to verify the accuracy of the redundant (parity) information. |
| <b>Legal Values</b>     | <ul style="list-style-type: none"><li>· Normal</li><li>· Stop On Error</li></ul>                |
| <b>Default value</b>    | Normal                                                                                          |
| <b>Write Privilege</b>  | Server Control                                                                                  |
| <b>License Required</b> | iDRAC Express or iDRAC Enterprise                                                               |
| <b>Dependency</b>       | None                                                                                            |

## Storage.Controller.CheckConsistencyRate (Read or Write)

Table 1271. Storage.Controller.CheckConsistencyRate

|                         |                                                                                                                                                 |
|-------------------------|-------------------------------------------------------------------------------------------------------------------------------------------------|
| <b>Description</b>      | The Check Consistency rate is the percentage of the system's resources dedicated to performing a check consistency on a redundant virtual disk. |
| <b>Legal Values</b>     | Values: 0–100                                                                                                                                   |
| <b>Default value</b>    | 100                                                                                                                                             |
| <b>Write Privilege</b>  | Server Control                                                                                                                                  |
| <b>License Required</b> | iDRAC Express or iDRAC Enterprise                                                                                                               |
| <b>Dependency</b>       | None                                                                                                                                            |

## Storage.Controller.ControllerBootMode (Read or Write)

Table 1272. Storage.Controller.ControllerBootMode

|                     |                                                                                                                                        |
|---------------------|----------------------------------------------------------------------------------------------------------------------------------------|
| <b>Description</b>  | This property indicates the Controller Boot Mode setting on the controller.                                                            |
| <b>Legal Values</b> | <ul style="list-style-type: none"><li>· User Mode</li><li>· Continue Boot On Error</li><li>· Headless Mode Continue On Error</li></ul> |

- Headless Safe Mode

|                         |                                   |
|-------------------------|-----------------------------------|
| <b>Default Value</b>    | Not Applicable                    |
| <b>Write Privilege</b>  | Server Control                    |
| <b>License Required</b> | iDRAC Express or iDRAC Enterprise |
| <b>Dependency</b>       | None                              |


## Storage.Controller.CopybackMode (Read or Write)

Table 1273. Storage.Controller.CopybackMode

|                         |                                                                                                                                                |
|-------------------------|------------------------------------------------------------------------------------------------------------------------------------------------|
| <b>Description</b>      | This attribute represents the mode of restoring the configuration of a virtual disk when a failed physical disk drive is replaced in an array. |
| <b>Legal Values</b>     | <ul style="list-style-type: none"> <li>· On</li> <li>· ON with SMART</li> <li>· Off</li> </ul>                                                 |
| <b>Default value</b>    | On                                                                                                                                             |
| <b>Write Privilege</b>  | Server Control                                                                                                                                 |
| <b>License Required</b> | iDRAC Express or iDRAC Enterprise                                                                                                              |
| <b>Dependency</b>       | None                                                                                                                                           |

## Storage.Controller.CurrentControllerMode (Read or Write)

Table 1274. Storage.Controller.CurrentControllerMode

|                         |                                                                                                                                                                                                                                                                                  |
|-------------------------|----------------------------------------------------------------------------------------------------------------------------------------------------------------------------------------------------------------------------------------------------------------------------------|
| <b>Description</b>      | Indicates the current personality mode of controllers.                                                                                                                                                                                                                           |
| <b>Legal Values</b>     | <ul style="list-style-type: none"> <li>· RAID</li> <li>· HBA</li> <li>· Enhanced HBA</li> </ul> <p> <b>NOTE: HBA or Enhanced HBA support is dependent on the type of PERC controller.</b></p> |
| <b>Default value</b>    | RAID                                                                                                                                                                                                                                                                             |
| <b>License Required</b> | iDRAC Express or iDRAC Enterprise                                                                                                                                                                                                                                                |
| <b>Dependency</b>       | None                                                                                                                                                                                                                                                                             |

## Storage.Controller.EnhancedAutoImportForeignConfig (Read or Write)

Table 1275. Storage.Controller.EnhancedAutoImportForeignConfig

|                        |                                                                                                      |
|------------------------|------------------------------------------------------------------------------------------------------|
| <b>Description</b>     | This property indicates the Enhanced Auto Import of Foreign Configuration setting on the controller. |
| <b>Legal Values</b>    | <ul style="list-style-type: none"> <li>· Disabled</li> <li>· Enabled</li> </ul>                      |
| <b>Default Value</b>   | Not Applicable                                                                                       |
| <b>Write Privilege</b> | Server Control                                                                                       |

**License Required** iDRAC Express or iDRAC Enterprise

**Dependency** None

## Storage.Controller.PatrolReadMode (Read or Write)

**Table 1276. Storage.Controller.PatrolReadMode**

**Description** Patrol Read is a feature for identifying disk errors to avoid disk failures and data loss or corruption. The Patrol Read only runs on the disks that are used in a virtual disk or that are hot-spare.

**Legal Values**

- Automatic
- Manual
- Disabled

**Default value** Automatic

**Write Privilege** Server Control

**License Required** iDRAC Express or iDRAC Enterprise

**Dependency** None

## Storage.Controller.PatrolReadRate (Read or Write)

**Table 1277. Storage.Controller.PatrolReadRate**

**Description** The Patrol Read Rate is the percentage of the system's resources dedicated to perform Patrol Read.

**Legal Values** Values: 0–100

**Default value** 30

**Write Privilege** Server Control

**License Required** iDRAC Express or iDRAC Enterprise

**Dependency** None

## Storage.Controller.PatrolReadUnconfiguredArea (Read or Write)

**Table 1278. Storage.Controller.PatrolReadUnconfiguredArea**

**Description** Enables or disables the patrol read in non-configured areas.

**Legal Values**

- Disabled
- Enabled

**Default value** Disabled

**Write Privilege** Server Control

**License Required** RACADM

**Dependency** None

## Storage.Controller.PersistHotspare (Read or Write)

**Table 1279. Details of Storage.Controller.PersistHotspare**

**Description** To enable or disable a persistent hotspare.

|                         |                                                                                 |
|-------------------------|---------------------------------------------------------------------------------|
| <b>Legal Values</b>     | <ul style="list-style-type: none"> <li>· Enabled</li> <li>· Disabled</li> </ul> |
| <b>Default Value</b>    | Disabled                                                                        |
| <b>Write Privilege</b>  | Configure iDRAC                                                                 |
| <b>License Required</b> | iDRAC Express or iDRAC Enterprise                                               |
| <b>Dependency</b>       | None                                                                            |

## Storage.Controller.PossibleloadBalancedMode (Read or Write)

**Table 1280. Storage.Controller.PossibleloadBalancedMode**

|                         |                                                                                                                                         |
|-------------------------|-----------------------------------------------------------------------------------------------------------------------------------------|
| <b>Description</b>      | This attribute represents the ability to automatically use both controller ports connected to the same enclosure to route I/O requests. |
| <b>Legal Values</b>     | <ul style="list-style-type: none"> <li>· Automatic</li> <li>· Disabled</li> </ul>                                                       |
| <b>Default value</b>    | Automatic                                                                                                                               |
| <b>Write Privilege</b>  | Server Control                                                                                                                          |
| <b>License Required</b> | iDRAC Express or iDRAC Enterprise                                                                                                       |
| <b>Dependency</b>       | None                                                                                                                                    |

## Storage.Controller.RebuildRate (Read or Write)

**Table 1281. Storage.Controller.RebuildRate**

|                         |                                                                                                                                 |
|-------------------------|---------------------------------------------------------------------------------------------------------------------------------|
| <b>Description</b>      | The Rebuild Rate is the percentage of the system's resources dedicated to rebuilding a failed disk when a rebuild is necessary. |
| <b>Legal Values</b>     | Values: 0–100                                                                                                                   |
| <b>Default value</b>    | 100                                                                                                                             |
| <b>Write Privilege</b>  | Server Control                                                                                                                  |
| <b>License Required</b> | iDRAC Express or iDRAC Enterprise                                                                                               |
| <b>Dependency</b>       | None                                                                                                                            |


## Storage.Controller.ReconstructRate (Read or Write)

**Table 1282. Storage.Controller.ReconstructRate**

|                         |                                                                                                                                                                                                                       |
|-------------------------|-----------------------------------------------------------------------------------------------------------------------------------------------------------------------------------------------------------------------|
| <b>Description</b>      | The Reconstruct Rate is the percentage of the system's resources dedicated to reconstructing a disk group after adding a physical disk drive or changing the RAID level of a virtual disk residing on the disk group. |
| <b>Legal Values</b>     | Values: 0–100                                                                                                                                                                                                         |
| <b>Default value</b>    | 100                                                                                                                                                                                                                   |
| <b>Write Privilege</b>  | Server Control                                                                                                                                                                                                        |
| <b>License Required</b> | iDRAC Express or iDRAC Enterprise                                                                                                                                                                                     |
| <b>Dependency</b>       | None                                                                                                                                                                                                                  |

## Storage.Controller.RequestedControllerMode (Read Only)

Table 1283. Storage.Controller.RequestedControllerMode

|                         |                                                                                                                                                                         |
|-------------------------|-------------------------------------------------------------------------------------------------------------------------------------------------------------------------|
| <b>Description</b>      | Indicates the requested personality mode of the controller. PERC 9 controller supports RAID and HBA and PERC 10 controller supports RAID and Enhanced HBA.              |
| <b>Legal Values</b>     | <ul style="list-style-type: none"><li>· RAID</li><li>· HBA</li><li>· Enhanced HBA</li></ul>                                                                             |
|                         |  <b>NOTE:</b> HBA or Enhanced HBA support is dependent on the type of PERC controller. |
| <b>Default value</b>    | RAID                                                                                                                                                                    |
| <b>License Required</b> | iDRAC Express or iDRAC Enterprise                                                                                                                                       |
| <b>Dependency</b>       | None                                                                                                                                                                    |

## Storage.Controller.SupportControllerBootMode (Read Only)

Table 1284. Storage.Controller.SupportControllerBootMode

|                         |                                                                                                                   |
|-------------------------|-------------------------------------------------------------------------------------------------------------------|
| <b>Description</b>      | This is read only attribute. This property indicates if this controller supports setting of controller boot mode. |
| <b>Legal Values</b>     | <ul style="list-style-type: none"><li>· Supported</li><li>· Not Supported</li></ul>                               |
| <b>Default Value</b>    | Not Applicable                                                                                                    |
| <b>Write Privilege</b>  | Not Applicable                                                                                                    |
| <b>License Required</b> | iDRAC Express or iDRAC Enterprise                                                                                 |
| <b>Dependency</b>       | None                                                                                                              |

## Storage.Controller.SupportEnhancedAutoForeignImport (Read Only)

Table 1285. Storage.Controller.SupportEnhancedAutoForeignImport

|                         |                                                                                                                                    |
|-------------------------|------------------------------------------------------------------------------------------------------------------------------------|
| <b>Description</b>      | This is a read only attribute. This property indicates if this controller supports enhanced auto import of foreign configurations. |
| <b>Legal Values</b>     | <ul style="list-style-type: none"><li>· Supported</li><li>· Not Supported</li></ul>                                                |
| <b>Default Value</b>    | Not Applicable                                                                                                                     |
| <b>Write Privilege</b>  | Not Applicable                                                                                                                     |
| <b>License Required</b> | iDRAC Express or iDRAC Enterprise                                                                                                  |
| <b>Dependency</b>       | None                                                                                                                               |



# Storage.Controller.SupportRAID10UnevenSpans (Read Only)

Table 1286. Storage.Controller.SupportRAID10UnevenSpans

|                         |                                                                                                              |
|-------------------------|--------------------------------------------------------------------------------------------------------------|
| <b>Description</b>      | This is a read-only attribute. This property indicates if this controller supports uneven spans for RAID 10. |
| <b>Legal Values</b>     | <ul style="list-style-type: none"><li>· Supported</li><li>· Not Supported</li></ul>                          |
| <b>Default value</b>    |                                                                                                              |
| <b>Write Privilege</b>  | Not Applicable                                                                                               |
| <b>License Required</b> | iDRAC Express or iDRAC Enterprise                                                                            |
| <b>Dependency</b>       | None                                                                                                         |

# Storage.Controller.T10PICapability (Read Only)

Table 1287. Storage.Controller.T10PICapability

|                         |                                                                                            |
|-------------------------|--------------------------------------------------------------------------------------------|
| <b>Description</b>      | This is a read-only attribute. This property indicates if this controller supports T10 PI. |
| <b>Legal Values</b>     | <ul style="list-style-type: none"><li>· Incapable</li><li>· Capable</li></ul>              |
| <b>Default Value</b>    | Not Applicable                                                                             |
| <b>Write Privilege</b>  | Not Applicable                                                                             |
| <b>License Required</b> | iDRAC Express or iDRAC Enterprise                                                          |
| <b>Dependency</b>       | None                                                                                       |

# Storage.enclosure

The objects in this group manage the storage enclosure attributes. This group is indexed.

 **NOTE:** `AssetName` and `AssetTag` are applicable only for external enclosures.

 **NOTE:** If the enclosure is in Failed state, the information about the slots and their occupancy is not displayed.

# Storage.enclosure.AssetName

Table 1288. Storage.enclosure.AssetName

|                         |                                            |
|-------------------------|--------------------------------------------|
| <b>Description</b>      | Displays the asset name for the enclosure. |
| <b>Legal Values</b>     | String of 0 to 32 characters               |
| <b>Default Value</b>    | Not Applicable                             |
| <b>License Required</b> | RACADM                                     |
| <b>Dependency</b>       | None                                       |

# Storage.enclosure.AssetTag

Table 1289. Storage.enclosure.AssetTag

|                    |                                                      |
|--------------------|------------------------------------------------------|
| <b>Description</b> | Displays the asset tag information for the enclosure |
|--------------------|------------------------------------------------------|

|                         |                              |
|-------------------------|------------------------------|
| <b>Legal Values</b>     | string of 0 to 10 characters |
| <b>Default Value</b>    | Not Applicable               |
| <b>License Required</b> | RACADM                       |
| <b>Dependency</b>       | None                         |

## Storage.enclosure.BackplaneCurrentMode (Read Only)

Table 1290. Storage.enclosure.BackplaneCurrentMode (Read Only)

|                         |                                                                                                                  |
|-------------------------|------------------------------------------------------------------------------------------------------------------|
| <b>Description</b>      | Displays the current mode of the backplane.                                                                      |
| <b>Legal Values</b>     | <code>storage.enclosure.SupportedSplitModes</code> object provides the split modes supported on current platform |
| <b>Default Value</b>    | UnifiedMode                                                                                                      |
| <b>Write Privilege</b>  | Not Applicable                                                                                                   |
| <b>License Required</b> | RACADM                                                                                                           |
| <b>Dependency</b>       | Backplane must support.                                                                                          |

## Storage.enclosure.BackplaneRequestedMode (Read or Write)

Table 1291. Storage.enclosure.BackplaneRequestedMode (Read or Write)

|                         |                                                                                                                  |
|-------------------------|------------------------------------------------------------------------------------------------------------------|
| <b>Description</b>      | Configures the backplane mode.                                                                                   |
| <b>Legal Values</b>     | <code>storage.enclosure.SupportedSplitModes</code> object provides the split modes supported on current platform |
| <b>Default Value</b>    | UnifiedMode                                                                                                      |
| <b>Write Privilege</b>  | Server Control                                                                                                   |
| <b>License Required</b> | RACADM                                                                                                           |
| <b>Dependency</b>       | Backplane must support.                                                                                          |

## Storage.enclosure.BackplaneType (Read Only)

Table 1292. Storage.enclosure.BackplaneType (Read Only)

|                         |                                                                                  |
|-------------------------|----------------------------------------------------------------------------------|
| <b>Description</b>      | Indicates whether or not the backplane is shared.                                |
| <b>Legal Values</b>     | <ul style="list-style-type: none"> <li>· Shared</li> <li>· Non-Shared</li> </ul> |
| <b>Default Value</b>    | Non-Shared                                                                       |
| <b>Write Privilege</b>  | Not Applicable                                                                   |
| <b>License Required</b> | iDRAC Express or iDRAC Enterprise                                                |
| <b>Dependency</b>       | Backplane must support.                                                          |

## storage.enclosure.supportedSplitModes(Read Only)

Table 1293. storage.enclosure.supportedSplitModes(Read Only)

|                    |                                                  |
|--------------------|--------------------------------------------------|
| <b>Description</b> | List of supported split modes on this backplane. |
|--------------------|--------------------------------------------------|

|                         |                                                     |
|-------------------------|-----------------------------------------------------|
| <b>Legal Values</b>     | The values are dynamic, it depends on the platform. |
| <b>Default Value</b>    | Not Applicable                                      |
| <b>Write Privilege</b>  | Not Applicable                                      |
| <b>License Required</b> | RACADM                                              |
| <b>Dependency</b>       | None                                                |

## Storage.PhysicalDisk

The objects in this group manage storage physical disk drive attributes. This group is indexed.

 **NOTE:** These attributes are applicable only for SAS/SATA drives and not for PCIeSSD.

The following section provides information about the objects in this group:

### Storage.PhysicalDisk.BlockSizeInBytes (Read Only)

**Table 1294. Storage.PhysicalDisk.BlockSizeInBytes (Read Only)**

|                         |                                                                                                                                        |
|-------------------------|----------------------------------------------------------------------------------------------------------------------------------------|
| <b>Description</b>      | This is a read-only attribute. This property indicates the logical block size of the physical drive that this virtual disk belongs to. |
| <b>Legal Values</b>     | Values: 512 or 4096                                                                                                                    |
| <b>Default value</b>    | Not Applicable                                                                                                                         |
| <b>Write Privilege</b>  | Not Applicable                                                                                                                         |
| <b>License Required</b> | iDRAC Express or iDRAC Enterprise                                                                                                      |
| <b>Dependency</b>       | None                                                                                                                                   |

### Storage.PhysicalDisk.MaxCapableSpeed (Read Only)

**Table 1295. Storage.PhysicalDisk.MaxCapableSpeed (Read Only)**

|                         |                                                                                                                                    |
|-------------------------|------------------------------------------------------------------------------------------------------------------------------------|
| <b>Description</b>      | This is a read-only attribute. The property represents the data transfer speed that the disk is capable of.                        |
| <b>Legal Values</b>     | <ul style="list-style-type: none"> <li>· Unknown</li> <li>· 1.5GBPS</li> <li>· 3GBPS</li> <li>· 6GBPS</li> <li>· 12GBPS</li> </ul> |
| <b>Default value</b>    | Not Applicable                                                                                                                     |
| <b>Write Privilege</b>  | Not Applicable                                                                                                                     |
| <b>License Required</b> | iDRAC Express or iDRAC Enterprise                                                                                                  |
| <b>Dependency</b>       | None                                                                                                                               |

### Storage.PhysicalDisk.RaidNominalMediumRotationRate (Read Only)

**Table 1296. Storage.PhysicalDisk.RaidNominalMediumRotationRate (Read Only)**

|                     |                                                                                                          |
|---------------------|----------------------------------------------------------------------------------------------------------|
| <b>Description</b>  | This is a read-only attribute and represents the nominal medium rotation speed of a physical disk drive. |
| <b>Legal Values</b> | Values: 2–4294967295                                                                                     |

|                         |                                   |
|-------------------------|-----------------------------------|
| <b>Default value</b>    | Not Applicable                    |
| <b>Write Privilege</b>  | Not Applicable                    |
| <b>License Required</b> | iDRAC Express or iDRAC Enterprise |
| <b>Dependency</b>       | None                              |

## Storage.PhysicalDisk.RaidType

**Table 1297. Storage.PhysicalDisk.RaidType**

|                         |                                                                                                                                             |
|-------------------------|---------------------------------------------------------------------------------------------------------------------------------------------|
| <b>Description</b>      | Indicates the metadata type on the disk.                                                                                                    |
| <b>Legal Values</b>     | <ul style="list-style-type: none"> <li>· None</li> <li>· Software RAID</li> <li>· Windows Software RAID</li> <li>· Hardware RAID</li> </ul> |
| <b>Default Value</b>    | Not Applicable                                                                                                                              |
| <b>License Required</b> | RACADM                                                                                                                                      |
| <b>Dependency</b>       | None                                                                                                                                        |

## Storage.PhysicalDisk.T10PICapability (Read Only)

**Table 1298. Storage.PhysicalDisk.T10PICapability**

|                         |                                                                                                     |
|-------------------------|-----------------------------------------------------------------------------------------------------|
| <b>Description</b>      | This is a read-only attribute. This property indicates if this physical disk drive supports T10 PI. |
| <b>Legal Values</b>     | <ul style="list-style-type: none"> <li>· Incapable</li> <li>· Capable</li> </ul>                    |
| <b>Default value</b>    | Not Applicable                                                                                      |
| <b>Write Privilege</b>  | Not Applicable                                                                                      |
| <b>License Required</b> | iDRAC Express or iDRAC Enterprise                                                                   |
| <b>Dependency</b>       | None                                                                                                |

## Storage.VirtualDisk

The objects in this group manage storage virtual disk attributes. This group is indexed.

The following section provides information about the objects in this group.

## Storage.VirtualDisk.BlockSizeInBytes (Read Only)

**Table 1299. Storage.VirtualDisk.BlockSizeInBytes**

|                         |                                                                                                                                        |
|-------------------------|----------------------------------------------------------------------------------------------------------------------------------------|
| <b>Description</b>      | This is a read-only attribute. This property indicates the logical block size of the physical drive that this virtual disk belongs to. |
| <b>Legal Values</b>     | Values: 512 or 4096                                                                                                                    |
| <b>Default value</b>    | Not Applicable                                                                                                                         |
| <b>Write Privilege</b>  | Not Applicable                                                                                                                         |
| <b>License Required</b> | iDRAC Express or iDRAC Enterprise                                                                                                      |
| <b>Dependency</b>       | None                                                                                                                                   |

# Storage.VirtualDisk.DiskCachePolicy (Read or Write)

Table 1300. Storage.VirtualDisk.DiskCachePolicy

|                         |                                                                                                                                                                                                                                                                                                                                                                                       |
|-------------------------|---------------------------------------------------------------------------------------------------------------------------------------------------------------------------------------------------------------------------------------------------------------------------------------------------------------------------------------------------------------------------------------|
| <b>Description</b>      | Set the physical disk drive caching policy of all members of a Virtual Disk by enabling the Disk Cache Policy. When this feature is enabled, the physical disk drive writes data to the physical disk drive cache before writing it to the physical disk drive. Because it is faster to write data to the cache than to a disk, enabling this feature can improve system performance. |
| <b>Legal Values</b>     | <ul style="list-style-type: none"><li>· Default</li><li>· Enabled</li><li>· Disabled</li></ul>                                                                                                                                                                                                                                                                                        |
| <b>Default value</b>    | Default                                                                                                                                                                                                                                                                                                                                                                               |
| <b>Write Privilege</b>  | Server Control                                                                                                                                                                                                                                                                                                                                                                        |
| <b>License Required</b> | iDRAC Express or iDRAC Enterprise                                                                                                                                                                                                                                                                                                                                                     |
| <b>Dependency</b>       | None                                                                                                                                                                                                                                                                                                                                                                                  |

# Storage.VirtualDisk.ReadPolicy (Read or Write)

Table 1301. Storage.VirtualDisk.ReadPolicy

|                         |                                                                                                                                                                                                                                                                                                                                                                                                                                                                                                                                                                                                                                                       |
|-------------------------|-------------------------------------------------------------------------------------------------------------------------------------------------------------------------------------------------------------------------------------------------------------------------------------------------------------------------------------------------------------------------------------------------------------------------------------------------------------------------------------------------------------------------------------------------------------------------------------------------------------------------------------------------------|
| <b>Description</b>      | The read policies indicate whether or not the controller must read sequential sectors of the virtual disk when seeking data.<br><b>NOTE:</b> Storage.VirtualDisk.ReadPolicy attribute is read-only for few PERCs—for example, H330.                                                                                                                                                                                                                                                                                                                                                                                                                   |
| <b>Legal Values</b>     | <ul style="list-style-type: none"><li>· No Read Ahead</li><li>· Read Ahead</li></ul><br><b>NOTE:</b> Previous generations of PERC controllers support read policy settings of No Read Ahead, Read Ahead, and Adaptive Read Ahead. With PERC 8 and PERC 9, the Read Ahead and Adaptive Read Ahead settings are functionally equivalent at the controller level. For backward compatibility purposes, some systems management interfaces and PERC 8 and 9 controllers still allow setting the read policy to Adaptive Read Ahead. While it is possible to set Read Ahead or Adaptive Read Ahead on PERC 8 or PERC 9, there is no functional difference. |
| <b>Default value</b>    | Adaptive                                                                                                                                                                                                                                                                                                                                                                                                                                                                                                                                                                                                                                              |
| <b>Write Privilege</b>  | Server Control                                                                                                                                                                                                                                                                                                                                                                                                                                                                                                                                                                                                                                        |
| <b>License Required</b> | iDRAC Express or iDRAC Enterprise                                                                                                                                                                                                                                                                                                                                                                                                                                                                                                                                                                                                                     |
| <b>Dependency</b>       | None                                                                                                                                                                                                                                                                                                                                                                                                                                                                                                                                                                                                                                                  |


# Storage.VirtualDisk.T10PIStatus (Read or Write)

Table 1302. Storage.VirtualDisk.T10PIStatus (Read or Write)

|                         |                                                                                                                                                                      |
|-------------------------|----------------------------------------------------------------------------------------------------------------------------------------------------------------------|
| <b>Description</b>      | This property indicates if T10 PI is enabled or disabled on this virtual disk.<br><b>NOTE:</b> Can be disabled only if the current value for this object is enabled. |
| <b>Legal Values</b>     | <ul style="list-style-type: none"><li>· 0 — Disabled</li><li>· 1 — Enabled</li></ul>                                                                                 |
| <b>Default value</b>    | 0 — Disabled                                                                                                                                                         |
| <b>Write Privilege</b>  | Server Control                                                                                                                                                       |
| <b>License Required</b> | iDRAC Express or iDRAC Enterprise                                                                                                                                    |
| <b>Dependency</b>       | None                                                                                                                                                                 |

# Storage.VirtualDisk.WritePolicy (Read or Write)

Table 1303. Details of Storage.VirtualDisk.WritePolicy

|                         |                                                                                                                                                                                                                                                                                                                                                                      |
|-------------------------|----------------------------------------------------------------------------------------------------------------------------------------------------------------------------------------------------------------------------------------------------------------------------------------------------------------------------------------------------------------------|
| <b>Description</b>      | The write policies specify whether or not the controller sends a write-request completion signal as soon as the data is in the cache or after it has been written to disk.<br> <b>NOTE:</b> Storage.VirtualDisk.WritePolicy attribute is read-only for few PERCs—for example, H330. |
| <b>Legal Values</b>     | <ul style="list-style-type: none"><li>· Write Through</li><li>· Write Back</li><li>· Force Write Back</li></ul>                                                                                                                                                                                                                                                      |
| <b>Default value</b>    | WriteBack                                                                                                                                                                                                                                                                                                                                                            |
| <b>Write Privilege</b>  | Server Control                                                                                                                                                                                                                                                                                                                                                       |
| <b>License Required</b> | iDRAC Express or iDRAC Enterprise                                                                                                                                                                                                                                                                                                                                    |
| <b>Dependency</b>       | None                                                                                                                                                                                                                                                                                                                                                                 |

# New Groups and Objects for 14th generation of PowerEdge servers

**Table 1304. New groups and new objects added for 14G**

| Groups                           | Objects                                                                                                                                                                                                                                                                                                                                                                                                                         |
|----------------------------------|---------------------------------------------------------------------------------------------------------------------------------------------------------------------------------------------------------------------------------------------------------------------------------------------------------------------------------------------------------------------------------------------------------------------------------|
| iDRAC.GroupManager               | iDRAC.GroupManager.GlobalState(Read or Write)<br>iDRAC.GroupManager.GroupName(Read)<br>iDRAC.GroupManager.GroupUID(Read)                                                                                                                                                                                                                                                                                                        |
| iDRAC.GUI                        | iDRAC.GUI.SecurityPolicyMessage                                                                                                                                                                                                                                                                                                                                                                                                 |
| iDRAC.Security                   | iDRAC.Security.FIPSMODE (Read or Write)                                                                                                                                                                                                                                                                                                                                                                                         |
| iDRAC.SerialRedirection          | iDRAC.SerialRedirection.QuitKey (Read or Write)                                                                                                                                                                                                                                                                                                                                                                                 |
| iDRAC.ServerBoot                 | iDRAC.ServerBoot.FirstBootDevice (Read or Write)                                                                                                                                                                                                                                                                                                                                                                                |
| iDRAC.ServiceModule.             | iDRAC.ServiceModule. HostSNMPAlert (Read or Write)                                                                                                                                                                                                                                                                                                                                                                              |
| iDRAC.SupportAssist              | iDRAC.SupportAssist.DefaultIPAddress<br>iDRAC.SupportAssist.DefaultWorkgroupName<br>iDRAC.SupportAssist.DefaultPassword<br>iDRAC.SupportAssist.DefaultProtocol<br>iDRAC.SupportAssist.DefaultShareName<br>iDRAC.SupportAssist.DefaultUserName<br>iDRAC.SupportAssist.EmailOptIn<br>iDRAC.SupportAssist.EventBasedAutoCollection                                                                                                 |
| iDRAC.WebsERVER                  | iDRAC.WebsERVER.TLSProtocol (Read or Write)                                                                                                                                                                                                                                                                                                                                                                                     |
| LifecycleController.LCAttributes | LifecycleController.LCAttributes.IgnoreCertWarning(Read and Write)<br>LifecycleController.LCAttributes.UserProxyPassword (Read and Write)<br>LifecycleController.LCAttributes. UserProxyPort (Read and Write)<br>LifecycleController.LCAttributes. UserProxyServer (Read and Write)<br>LifecycleController.LCAttributes. UserProxyType (Read and Write)<br>LifecycleController.LCAttributes. UserProxyUserName (Read and Write) |
| System.Chassis                   | System.Chassis.ChassisInfraPower(Read)<br>System.Chassis.ChassisPowerCap(Read)                                                                                                                                                                                                                                                                                                                                                  |
| Storage.enclosure                | Storage.Enclosure.SupportedSplitModes(Read Only)<br>Storage.Enclosure.Assetname<br>Storage.Enclosure.Assettag                                                                                                                                                                                                                                                                                                                   |
| System.pcieSlotLFM               | System. pcieSlotLFM.3rdPartyCard(Read)                                                                                                                                                                                                                                                                                                                                                                                          |

**Groups****Objects**

---

|                      |                                                                           |
|----------------------|---------------------------------------------------------------------------|
|                      | System.pcieSlotLFM.CardType (Read)                                        |
|                      | System.pcieSlotLFM.CustomLFM (Read or Write)                              |
|                      | System.pcieSlotLFM.LFMMode(Read or Write)                                 |
|                      | System.pcieSlotLFM.MaxLFM (Read)                                          |
|                      | System.pcieSlotLFM.Slot (Read)                                            |
|                      | System.pcieSlotLFM.SlotState (Read)                                       |
|                      | System.pcieSlotLFM.TargetLFM                                              |
|                      | System.pcieSlotLFM.CardType (Read)                                        |
|                      | System.pcieSlotLFM.CustomLFM (Read or Write)                              |
|                      | System.pcieSlotLFM.LFMMode(Read or Write)                                 |
|                      | System.pcieSlotLFM.MaxLFM (Read)                                          |
|                      | System.pcieSlotLFM.Slot (Read)                                            |
|                      | System.pcieSlotLFM.SlotState (Read)                                       |
|                      | System.pcieSlotLFM.TargetLFM                                              |
| Storage.PhysicalDisk | Storage.PhysicalDisk.Raidtype                                             |
| System.QuickSync     | System.QuickSync.ReadAuthentication (Read or Write)                       |
|                      | System.QuickSync.WiFi (Read or Write)                                     |
| System.Storage       | System.Storage.AvailableSpareAlertThreshold (Read or Write)               |
|                      | System.Storage.RemainingRatedWriteEnduranceAlertThreshold (Read or Write) |
| System.pcieSlotLFM   | System.pcieSlotLFM.3rdPartyCard(Read)                                     |
|                      | System.pcieSlotLFM.CardType (Read)                                        |
|                      | System.pcieSlotLFM.CustomLFM (Read or Write)                              |
|                      | System.pcieSlotLFM.LFMMode(Read or Write)                                 |
|                      | System.pcieSlotLFM.MaxLFM (Read)                                          |
|                      | System.pcieSlotLFM.Slot (Read)                                            |
|                      | System.pcieSlotLFM.SlotState (Read)                                       |
|                      | System.pcieSlotLFM.TargetLFM                                              |
|                      | System.pcieSlotLFM.CardType (Read)                                        |
|                      | System.pcieSlotLFM.CustomLFM (Read or Write)                              |
|                      | System.pcieSlotLFM.LFMMode(Read or Write)                                 |
|                      | System.pcieSlotLFM.MaxLFM (Read)                                          |
|                      | System.pcieSlotLFM.Slot (Read)                                            |
|                      | System.pcieSlotLFM.SlotState (Read)                                       |
|                      | System.pcieSlotLFM.TargetLFM                                              |



# Legacy and New Groups and Objects

**Table 1305. Legacy and New Groups and Objects**

| <b>Legacy Groups and Objects</b> | <b>New Groups and Objects</b> |
|----------------------------------|-------------------------------|
| <b>idRacInfo</b>                 | <b>iDRAC.Info</b>             |
| idRacType                        | Type                          |
| idRacProductInfo                 | Product                       |
| idRacDescriptionInfo             | Description                   |
| idRacVersionInfo                 | Version                       |
| idRacBuildInfo                   | Build                         |
| idRacName                        | Name                          |
| <b>cfgActiveDirectory</b>        | <b>iDRAC.ActiveDirectory</b>  |
| cfgADEnable                      | Enable                        |
| cfgADRacDomain                   | RacDomain                     |
| cfgADRacName                     | RacName                       |
| cfgADAuthTimeout                 | AuthTimeout                   |
| cfgADType                        | Schema                        |
| cfgADDomainController1           | DomainController1             |
| cfgADDomainController2           | DomainController2             |
| cfgADDomainController3           | DomainController3             |
| cfgADGlobalCatalog1              | GlobalCatalog1                |
| cfgADGlobalCatalog2              | GlobalCatalog2                |
| cfgADGlobalCatalog3              | GlobalCatalog3                |
| cfgADCertValidationEnable        | CertValidationEnable          |
| cfgADSSOEnable                   | SSOEnable                     |
| cfgADDcSRVLookupEnable           | DCLookupEnable                |
| cfgADDcSRVLookupbyUserdomain     | DCLookupByUserDomain          |
| cfgADDcSRVLookupDomainName       | DCLookupDomainName            |
| cfgADGcSRVLookupEnable           | GCLookupEnable                |
| cfgADGcRootDomain                | GCRootDomain                  |

**Legacy Groups and Objects****New Groups and Objects****cfgLanNetworking**

cfgNicEnable  
cfgNicMacAddress  
cfgDNSRacName  
cfgNicSelection  
cfgNicFailoverNetwork  
cfgDNSDomainName  
cfgDNSDomainNameFromDHCP  
cfgDNSRegisterRac  
cfgNicVLanEnable  
cfgNicVLanID  
cfgNicVLanPriority

cfgNicIPv4Enable  
cfgNicIpAddress  
cfgNicNetmask  
cfgNicGateway  
cfgNicUseDhcp  
cfgDNSServersFromDHCP  
cfgDNSServer1  
cfgDNSServer2

**cfgIpv6LanNetworking**

cfgIPv6Enable  
cfgIPv6Address1  
cfgIPv6Gateway  
cfgIPv6PrefixLength  
cfgIPv6AutoConfig  
cfgIPv6LinkLocalAddress  
cfgIPv6Address2  
cfgIPv6Address3  
cfgIPv6Address4

**iDRAC.Nic**

Enable  
MACAddress  
DNSRacName  
Selection  
Failover  
DNSDomainName  
DNSRacName  
DNSRegister  
VLanEnable  
VLanID  
VLanPriority

**iDRAC.IPv4**

Enable  
Address  
NetMask  
Gateway  
DHCPEnable  
DNSFromDHCP  
DNS1  
DNS2

**iDRAC.IPv6**

Enable  
Address1  
Gateway  
PrefixLength  
AutoConfig  
LinkLocalAddress  
Address2  
Address3  
Address4

**Legacy Groups and Objects****New Groups and Objects**

---

|                                        |                        |
|----------------------------------------|------------------------|
| cfgIPv6Address5                        | Address5               |
| cfgIPv6Address6                        | Address6               |
| cfgIPv6Address7                        | Address7               |
| cfgIPv6Address8                        | Address8               |
| cfgIPv6Address9                        | Address9               |
| cfgIPv6Address10                       | Address10              |
| cfgIPv6Address11                       | Address11              |
| cfgIPv6Address12                       | Address12              |
| cfgIPv6Address13                       | Address13              |
| cfgIPv6Address14                       | Address14              |
| cfgIPv6Address15                       | Address15              |
| cfgIPv6DNSServersFromDHCP6             | DNSFromDHCP6           |
| cfgIPv6DNSServer1                      | DNS1                   |
| cfgIPv6DNSServer2                      | DNS2                   |
| <b>cfgServerPower</b>                  | <b>System.Power</b>    |
| cfgServerPowerStatus                   | Status                 |
| cfgServerActualPowerConsumption        | Realtime.Power         |
| cfgServerMinPowerCapacity              | Cap.MinThreshold       |
| cfgServerMaxPowerCapacity              | Cap.MaxThreshold       |
| cfgServerPeakPowerConsumption          | Max.Power              |
| cfgServerPeakPowerConsumptionTimestamp | Max.Power.Timestamp    |
| cfgServerPowerConsumptionClear         | Max.Power.Clear        |
| cfgServerPowerCapWatts                 | Cap.Watts              |
| cfgServerPowerCapBtuHr                 | Cap.BtuHr              |
| cfgServerPowerCapPercent               | Cap.Percent            |
| cfgServerPowerCapEnable                | Cap.Enable             |
| cfgServerPowerLastHourAvg              | Avg.LastHour           |
| cfgServerPowerLastDayAvg               | Avg.LastDay            |
| cfgServerPowerLastWeekAvg              | Avg.LastWeek           |
| cfgServerPowerLastHourMinPower         | Min.LastHour           |
| cfgServerPowerLastHourMinTime          | Min.LastHour.Timestamp |

**Legacy Groups and Objects****New Groups and Objects**

---

|                                              |                                  |
|----------------------------------------------|----------------------------------|
| cfgServerPowerLastHourMaxPower               | Max.LastHour                     |
| cfgServerPowerLastHourMaxTime                | Max.LastHour.Timestamp           |
| cfgServerPowerLastDayMinPower                | Min.LastDay                      |
| cfgServerPowerLastDayMinTime                 | Min.LastDay.Timestamp            |
| cfgServerPowerLastDayMaxPower                | Max.LastDay                      |
| cfgServerPowerLastDayMaxTime                 | Max.LastDay.Timestamp            |
| cfgServerPowerLastWeekMinPower               | Min.LastWeek                     |
| cfgServerPowerLastWeekMinTime                | Min.LastWeek.Timestamp           |
| cfgServerPowerLastWeekMaxPower               | Max.LastWeek                     |
| cfgServerPowerLastWeekMaxTime                | Max.LastWeek.Timestamp           |
| cfgServerPowerInstHeadroom                   | Realtime.Headroom                |
| cfgServerPowerPeakHeadroom                   | Max.Headroom                     |
| cfgServerActualAmperageConsumption           | Realtime.Amps                    |
| cfgServerPeakAmperage                        | Max.Amps                         |
| cfgServerPeakAmperageTimeStamp               | Max.Amps.Timestamp               |
| cfgServerCumulativePowerConsumption          | EnergyConsumption                |
| cfgServerCumulativePowerConsumptionTimeStamp | EnergyConsumption.StarttimeStamp |
| cfgServerCumulativePowerClear                | EnergyConsumption.Clear          |
| cfgServerPowerPicEAllocation                 | PClePowerAllocation              |
| <b>cfgServerPowerSupply</b>                  | <b>System.Power.Supply</b>       |
| cfgServerPowerSupplyIndex                    | Index                            |
| cfgServerPowerSupplyInputStatus              | LineStatus                       |
| cfgServerPowerSupplyMaxInputPower            | MaxInputPower                    |
| cfgServerPowerSupplyMaxOutputPower           | MaxOutputPower                   |
| cfgServerPowerSupplyOnlineStatus             | Status                           |
| cfgServerPowerSupplyFwVer                    | FwVer                            |
| cfgServerPowerSupplyCurrentDraw              | CurrentDraw                      |
| cfgServerPowerSupplyType                     | Type                             |
| cfgServerPowerBusMonitoring                  | PMBusMonitoring                  |
| <b>cfgUserAdmin</b>                          | <b>iDRAC.Users</b>               |
| cfgUserAdminIndex                            | NA                               |

**Legacy Groups and Objects****New Groups and Objects**

cfgUserAdminUserName

UserName

cfgUserAdminPassword

Password

cfgUserAdminEnable

Enable

cfgUserAdminPrivilege

Privilege

cfgUserAdminIpmiLanPrivilege

IpmiLanPrivilege

cfgUserAdminIpmiSerialPrivilege

IpmiSerialPrivilege

cfgUserAdminSolEnable

SolEnable

**cfgRemoteHosts****iDRAC.SysLog**

cfgRhostsSyslogEnable

SysLogEnable

cfgRhostsSyslogServer1

Server1

cfgRhostsSyslogServer2

Server2

cfgRhostsSyslogServer3

Server3

cfgRhostsSyslogPort

Port

cfgRhostsFwUpdateTftpEnable

FwUpdateTFTPEnable

cfgRhostsFwUpdateIpAddr

FwUpdateIPAddr

cfgRhostsFwUpdatePath

FwUpdatePath

[iDRAC.RemoteHosts]

cfgRhostsSmtServerIpAddr

SMTPServerIPAddress

**cfgEmailAlert****iDRAC.EmailAlert**

cfgEmailAlertIndex

NA

cfgEmailAlertEnable

Enable

cfgEmailAlertAddress

Address

cfgEmailAlertCustomMsg

CustomMsg

**cfgSessionManagement****iDRAC.Telnet**

cfgSsnMgtTelnetIdleTimeout

Enable

Port

Timeout

cfgSsnMgtSshIdleTimeout

**iDRAC.SSH**

Enable

**Legacy Groups and Objects****New Groups and Objects**

---

|                               |                                |
|-------------------------------|--------------------------------|
|                               | Port                           |
|                               | Timeout                        |
| cfgSsnMgtRacadmTimeout        | <b>iDRAC.Racadm</b>            |
|                               | Enable                         |
|                               | Timeout                        |
| cfgSsnMgtConsRedirMaxSessions | <b>iDRAC.VirtualConsole</b>    |
|                               | EncryptEnable                  |
|                               | Enable                         |
|                               | PluginType                     |
|                               | LocalVideo                     |
|                               | Port                           |
|                               | MaxSessions                    |
|                               | Timeout                        |
|                               | AccessPrivilege                |
| cfgSsnMgtWebserverTimeout     | <b>iDRAC.Webserver</b>         |
|                               | Enable                         |
|                               | HttpPort                       |
|                               | Timeout                        |
|                               | HttpsPort                      |
|                               | LowerEncryptionBitLength       |
| [cfgSerial]                   | <b>iDRAC.Serial</b>            |
| cfgSerialBaudRate             | BaudRate                       |
| cfgSerialConsoleEnable        | Enable                         |
| cfgSerialConsoleIdleTimeout   | IdleTimeout                    |
| cfgSerialConsoleNoAuth        | NoAuth                         |
| cfgSerialConsoleCommand       | Command                        |
| cfgSerialHistorySize          | HistorySize                    |
|                               | <b>iDRAC.SerialRedirection</b> |
| cfgSerialConsoleQuitKey       | QuitKey                        |
| cfgSerialCom2RedirEnable      | Enable                         |

**Legacy Groups and Objects****New Groups and Objects**

---

|                                     |                             |
|-------------------------------------|-----------------------------|
| cfgSerialTelnetEnable               | <b>iDRAC.Telnet</b>         |
| cfgSerialSshEnable                  | <b>iDRAC.SSH</b>            |
| [cfgOobSnmp]                        | <b>iDRAC.SNMP</b>           |
| cfgOobSnmpAgentEnable               | AgentEnable                 |
| cfgOobSnmpAgentCommunity            | AgentCommunity              |
| [cfgNetTuning]                      |                             |
| cfgNetTuningNic100MB                | <b>iDRAC.Nic</b>            |
| cfgNetTuningNicFullDuplex           | <b>iDRAC.Nic</b>            |
| cfgNetTuningNicMtu                  | <b>iDRAC.Nic</b>            |
| cfgNetTuningNicAutoneg              | <b>iDRAC.Nic</b>            |
| [cfgRacTuning]                      |                             |
| cfgRacTuneRemoteRacadmEnable=1      | <b>iDRAC.Racadm</b>         |
| cfgRacTuneWebserverEnable=1         | <b>iDRAC.Webserver</b>      |
| cfgRacTuneHttpPort=80               | <b>iDRAC.Webserver</b>      |
| cfgRacTuneHttpsPort=443             | <b>iDRAC.Webserver</b>      |
| cfgRacTuneTelnetPort=23             | <b>iDRAC.Telnet</b>         |
| cfgRacTuneSshPort=22                | <b>iDRAC.SSH</b>            |
| cfgRacTuneConRedirEnable=1          | <b>iDRAC.VirtualConsole</b> |
| cfgRacTuneConRedirPort=5900         | <b>iDRAC.VirtualConsole</b> |
| cfgRacTuneConRedirEncryptEnable=1   | <b>iDRAC.VirtualConsole</b> |
| cfgRacTuneLocalServerVideo=1        | <b>iDRAC.VirtualConsole</b> |
|                                     | <b>iDRAC.IPBlocking</b>     |
| cfgRacTuneIpRangeEnable=0           | RangeEnable                 |
| cfgRacTuneIpRangeAddr=192.168.1.1   | RangeAddr                   |
| cfgRacTuneIpRangeMask=255.255.255.0 | RangeMask                   |
|                                     | <b>iDRAC.Time</b>           |
| cfgRacTuneTimezoneOffset=0          | TimeZoneOffset              |
| cfgRacTuneDaylightOffset=0          | DaylightOffset              |
| cfgRacTuneAsrEnable=1               | TBD                         |
| cfgRacTunePlugintype=0              | <b>iDRAC.VirtualConsole</b> |
|                                     | <b>iDRAC.LocalSecurity</b>  |

## Legacy Groups and Objects

cfgRacTuneCtrlEConfigDisable=0

cfgRacTuneLocalConfigDisable=0

cfgRacTuneVirtualConsoleAuthorizeMultipleSessions=0

### ifcRacManagedNodeOs

ifcRacMnOsHostname

ifcRacMnOsOsName

### cfgRacSecurity

cfgRacSecCsrKeySize

cfgRacSecCsrCommonName

cfgRacSecCsrOrganizationName

cfgRacSecCsrOrganizationUnit

cfgRacSecCsrLocalityName

cfgRacSecCsrStateName

cfgRacSecCsrCountryCode

cfgRacSecCsrEmailAddr

### cfgRacVirtual

cfgVirMediaAttached

cfgVirtualBootOnce

cfgVirMediaFloppyEmulation

### cfgLDAP

cfgLdapEnable

cfgLdapServer

cfgLdapPort

cfgLdapBaseDN

cfgLdapUserAttribute

cfgLdapGroupAttribute

cfgLdapGroupAttributelsDN

cfgLdapBindDN

# cfgLdapBindPassword

cfgLdapSearchFilter

cfgLdapCertValidationEnable

## New Groups and Objects

PrebootConfig

LocalConfig

### iDRAC.VirtualConsole

### System.ServerOS

HostName

OSName

### iDRAC.Security

CsrKeySize

CsrCommonName

CsrOrganizationName

CsrOrganizationUnit

CsrLocalityName

CsrStateName

CsrCountryCode

CsrEmailAddr

### iDRAC.VirtualMedia

Attached

BootOnce

FloppyEmulation

### iDRAC.LDAP

Enable

Server

Port

BaseDN

UserAttribute

GroupAttribute

GroupAttributelsDN

BindDN

BindPassword

SearchFilter

CertValidationEnable



**Legacy Groups and Objects****New Groups and Objects****cfgLdapRoleGroup**

cfgLdapRoleGroupIndex

cfgLdapRoleGroupDN

cfgLdapRoleGroupPrivilege

**cfgStandardSchema**

cfgSSADRoleGroupIndex

cfgSSADRoleGroupName

cfgSSADRoleGroupDomain

cfgSSADRoleGroupPrivilege

**cfgIpmiSerial**

cfgIpmiSerialConnectionMode

cfgIpmiSerialBaudRate

cfgIpmiSerialFlowControl

cfgIpmiSerialChanPrivLimit

cfgIpmiSerialLineEdit

cfgIpmiSerialDeleteControl

cfgIpmiSerialEchoControl

cfgIpmiSerialHandshakeControl

cfgIpmiSerialNewLineSequence

cfgIpmiSerialInputNewLineSequence

**cfgIpmiSol**

cfgIpmiSolEnable

cfgIpmiSolBaudRate

cfgIpmiSolMinPrivilege

cfgIpmiSolAccumulateInterval

cfgIpmiSolSendThreshold

**cfgIpmiLan**

cfgIpmiLanEnable

cfgIpmiLanPrivilegeLimit

cfgIpmiLanAlertEnable

cfgIpmiEncryptionKey

**iDRAC.LDAPRole**

NA

DN

Privilege

**iDRAC.ADGroup**

NA

Name

Domain

Privilege

**iDRAC.IPMISerial**

ConnectionMode

BaudRate

FlowControl

ChanPrivLimit

LineEdit

DeleteControl

EchoControl

HandshakeControl

NewLineSeq

InputNewLineSeq

**iDRAC.IPMISol**

Enable

BaudRate

MinPrivilege

AccumulateInterval

SendThreshold

**iDRAC.IPMILan**

Enable

PrivLimit

AlertEnable

EncryptionKey

**Legacy Groups and Objects****New Groups and Objects**

cfgIpmiPetCommunityName

CommunityName

**cfgUserDomain****iDRAC.UserDomain**

cfgUserDomainIndex

NA

cfgUserDomainName

Name

**cfgSmartCard****iDRAC.SmartCard**

cfgSmartCardLogonEnable

SmartCardLogonEnable

cfgSmartCardCRLEnable

SmartCardCRLEnable

[cfgIPv6URL]

cfgIPv6URLString

NA

**cfgVFlashSD****iDRAC.vFlashSD**

cfgVFlashSDSize

Size

cfgVFlashSDLicensed

Licensed

cfgVFlashSDAvailableSize

AvailableSize

cfgVFlashSDHealth

Health

cfgVFlashSDEnable

Enable

cfgVFlashSDWriteProtect

WriteProtect

cfgVFlashSDInitialized

Initialized

**cfgVFlashPartition****iDRAC.vFlashPartition**

cfgVFlashPartitionIndex

NA

cfgVFlashPartitionSize

Size

cfgVFlashPartitionEmulationType

EmulationType

cfgVFlashPartitionFlashOSVolLabel

VolumeLabel

cfgVFlashPartitionFormatType

FormatType

cfgVFlashPartitionAccessType

AccessType

cfgVFlashPartitionAttachState

AttachState

**cfgServerInfo****iDRAC.ServerBoot**

cfgServerBootOnce

BootOnce

cfgServerFirstBootDevice

FirstBootDevice

**cfgLogging****iDRAC.Logging**

cfgLoggingSELOEMEventFilterEnable

SELOEMEventFilterEnable

## Legacy Groups and Objects

## New Groups and Objects

cfgIpmiPetAlertEnable  
cfgIpmiPetAlertDestIpAddr

### iDRAC.SNMPAlert

Enable  
DestAddr

### Topics:

- [cfgSSADRoleGroupPrivilege \(Read or Write\)](#)

# cfgSSADRoleGroupPrivilege (Read or Write)

**Table 1306. cfgSSADRoleGroupPrivilege**

|                     |                                                                                                             |
|---------------------|-------------------------------------------------------------------------------------------------------------|
| <b>Description</b>  | Use the bit mask numbers listed in the table below to set role-based authority privileges for a Role Group. |
| <b>Legal Values</b> | · For iDRAC: 0x00000000 to 0x000001ff                                                                       |
| <b>Default</b>      | <blank>                                                                                                     |

### Example

```
racadm getconfig -g cfgStandardSchema -i 1
```

```
cfgSSADRoleGroupIndex=1
cfgSSADRoleGroupName=blsys-1
cfgSSADRoleGroupDomain=
cfgSSADRoleGroupPrivilege=3081
```

**Table 1307. Role Group privileges and their Bit Masks**

| Role Group Privilege            | Bit Mask   |
|---------------------------------|------------|
| Login to iDRAC                  | 0x00000001 |
| Configure iDRAC                 | 0x00000002 |
| Configure Users                 | 0x00000004 |
| Clear Logs                      | 0x00000008 |
| Execute Server Control Commands | 0x00000010 |
| Access Virtual Console          | 0x00000020 |
| Access Virtual Media            | 0x00000040 |
| Test Alerts                     | 0x00000080 |
| Execute Debug Commands          | 0x00000100 |

# Deprecated and New Subcommands

**Table 1308. Details of Deprecated and New Subcommands**

| Deprecated Subcommands | New Subcommands |
|------------------------|-----------------|
| getconfig              | get             |
| config                 | set             |
| getuscversion          | getversion      |
| raid                   | storage         |

**NOTE:** The following attributes are obsoleted and these attributes do not support the ipBlocking feature:

- **ipBlockingEnabled**
- **ipBlockingFailCount**
- **ipBlockingFailWindow**
- **ipBlockingPenaltyTime**