FOLD

ALPHA GAMER

WARNING
Backrest angle adjustment should be made with extra care.
A too steep angle may cause the user to fall off the chair.

AVISO
O ajuste de inclinação das costas da cadeira deverá ser feito com bastante cuidado.
Uma inclinação demasiado acentuada poderá causar a queda do utilizador.

ADVERTENCIA
El ajuste de la inclinación del respaldo de la silla debe hacerse con mucho cuidado.
Una inclinación demasiado fuerte puede causar caída del usuario.

ATTENTION
Le réglage de l'inclinaison du dos de la chaise doit être fait très soigneusement.
Réglage des inclinations trop abruptes, l'utilisateur peut être soumis à tomber.

WARNUNG
Die Lehneneigungs Einstellung des Stuhls sollte sehr sorgfältig durchgeführt werden.
Eine steilen Winkel kann fall des Benutzers verursachen.

ALPHA-GAMER.COM

ALPHA GAMER

Assembly Guide
Guia de Montagem
Guía de Montaje
Guide d'assemblage
Montageanleitung



ZETA

SERIES

FOLD

A

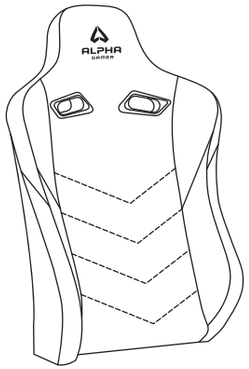

E

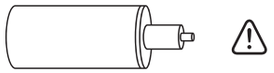

F

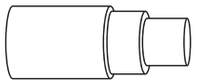

G

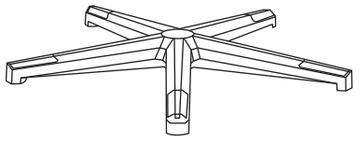

B

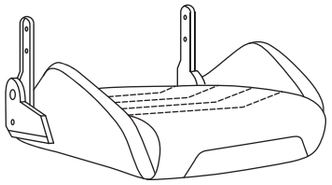

H

5x



C

2x

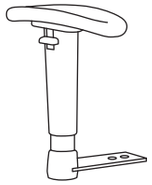

I

12x



J

2x



D

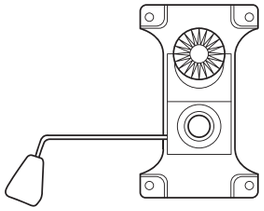

K

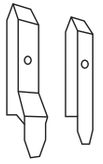

L



1

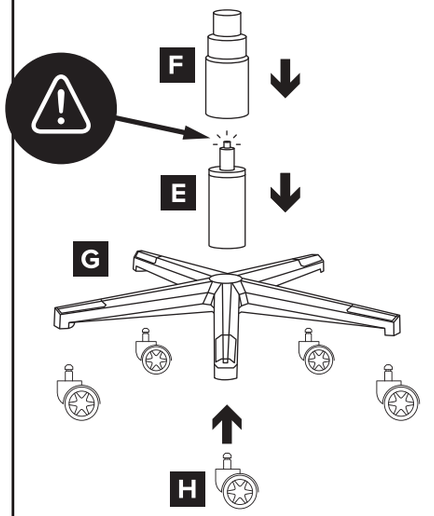

2

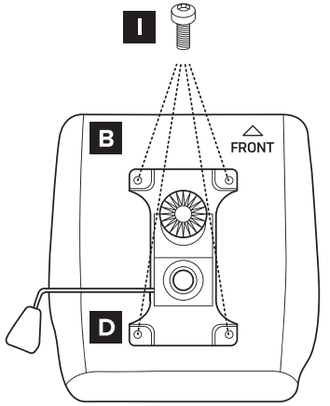

3

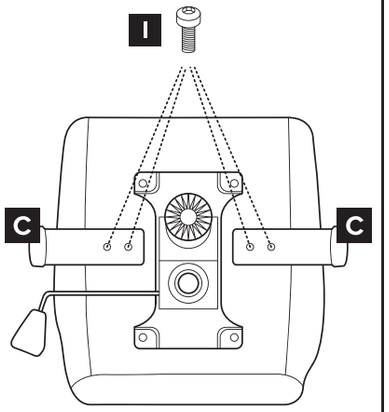

4

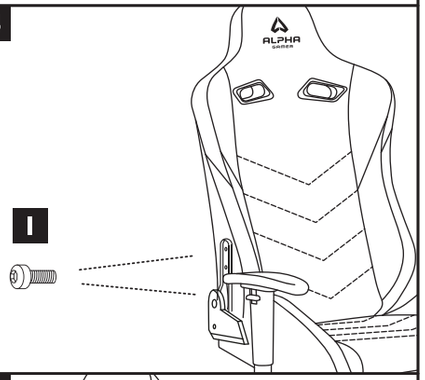

5

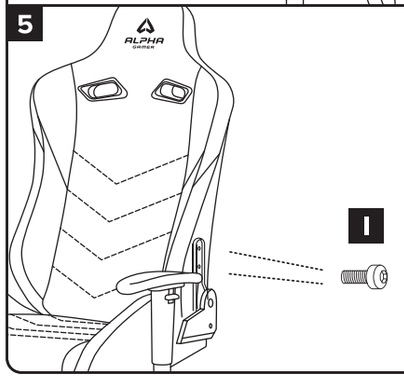

6

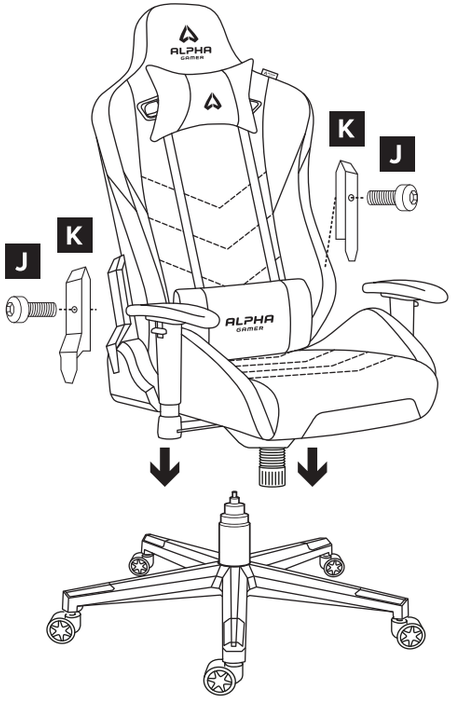

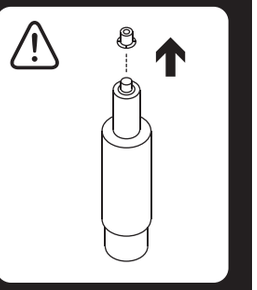

EN If included, remove the protective cover located at the top of the elevator before assemblage.

PT Se incluída, remova a tampa protetora localizada na parte superior do elevador antes da montagem.

ES Si se incluye, retire la cubierta protectora ubicada en la parte superior del elevador antes del ensamblaje.

FR Le cas échéant, retirez le capot de protection situé en haut de l'élévateur avant l'assemblage.

DE Wenn enthalten, entfernen Sie vor dem Zusammenbau die Schutzabdeckung oben am Aufzug.