


FRONT SHELF

CONNECTS TO CENTRAL ALUMINUM COLUMN



PRODUCT

Sturdy front shelf can be connected to the central column.

FEATURES

- › Compatible with SCETA and SCEXL series
- › Front shelf connects to the central column
- › Steel 2mm
- › Powder coated in black, RAL 9005
- › Assembly material included (4x sliding block with thread, 4x nut with integrated washer)
- › Carries up to 10 kg

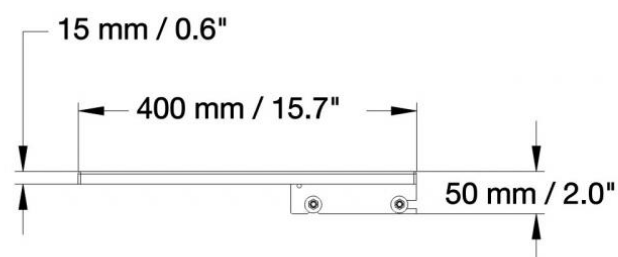
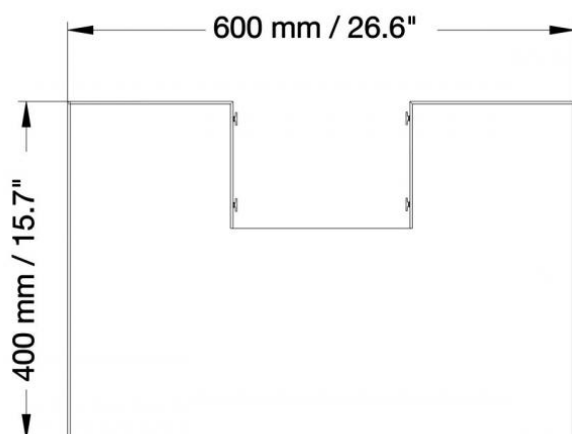


Max. load
10 kg / 22 lbs

Item number	FSH-SM	
Load capacity	10 kg	22 lbs
Width / Height / Depth	600 mm / 15 mm - 50 mm / 400 mm	23.6" / 0.6" - 2" / 15.7"
Weight	3,4 kg	7.5 lbs
Packages	Package dimensions WxHxD	Package weight
FSH-SM	530 x 60 x 430 mm / 20.9 x 2.4 x 16.9"	3,9 kg / 8.5 lbs

DIMENSIONS

in mm / inch



MANUFACTURER:

CONEN Produkte GmbH
Conenstr. 4
54497 Morbach-Gonzerath

Germany

Phone: +49 (0) 6533 75-100
Fax: +49 (0) 6533 75-600
E-Mail: info@conenmounts.com

www.conenmounts.com

03/26/2020
Page 2/2

CONEN

CONEN is not responsible for printing errors. CONEN reserves the right to change or modify pricing and product specifications with or without prior notification. Illustrations may not be exactly as shown. No parts may be reproduced by any means without prior authorization of CONEN. All rights reserved 2020.