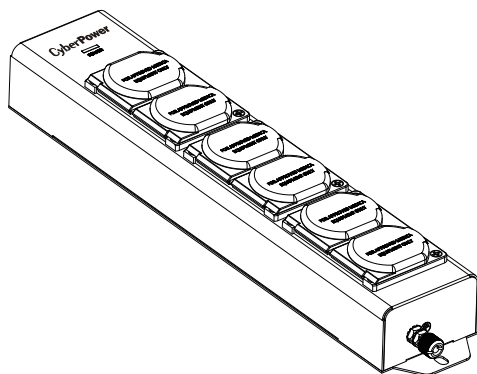
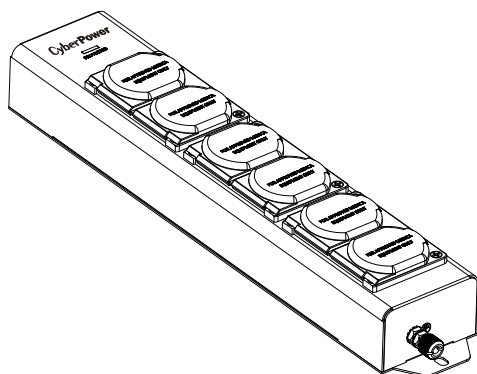




6-Outlet Medical Grade Power Strip MPV615P



6-Outlet Medical Grade Surge Protector MPV615S



USER MANUAL

CONGRATULATIONS ON YOUR PURCHASE

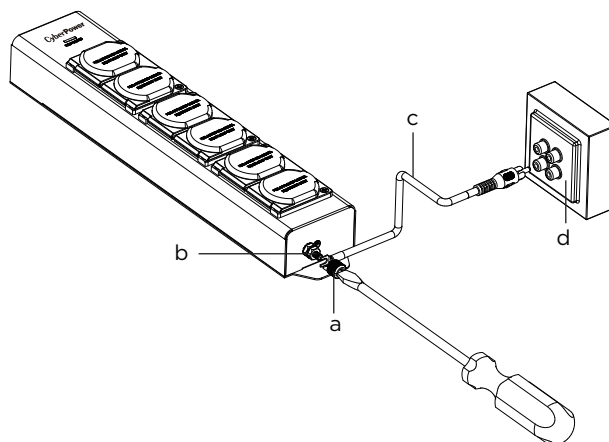
Thank you for selecting the CyberPower MPV615P/MPV615S. This manual explains the features and operation of the MPV615P/MPV615S. Please take a few moments to read this manual.

SPECIFICATIONS

- Model Number: MPV615P
- Outlets: Standard Grounded Outlets (6)
- Electrical Rating: 125 V/15 A/1875 W
- Power Cord Length: 15 ft
- Model Number: MPV615S
- Outlets: Standard Grounded Outlets (6)
- Surge Protection: 1,560 Joules
- Electrical Rating: 125 V/15 A/1875 W
- Power Cord Length: 15 ft
- UL Clamping Voltage: UL 1449 4th /600 V (L-N)
- Maximum Peak Current: 45,000 A
- AC Line Protected: L-N: 45,000 A
- Response Time: Less than 1 nanosecond

INSTALLATION INSTRUCTIONS

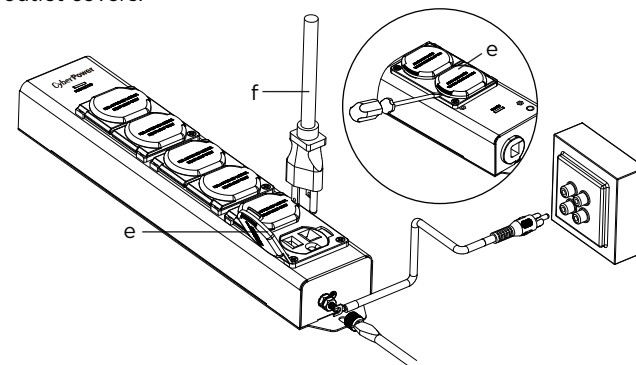
1. Use the screw hole on either end of the device for fixed mounting.
OR: Use the keyhole slots for hanging on a mounting surface. Mark the locations of the screw holes to align with the keyhole slot centers. (**Note:** The device will drop approximately 1/4" when it is locked in place). Drill screw holes and insert screws until the screw heads are 1/16" from the mounting surface. Engage keyhole slots on the screw heads and gently push the device downward to lock it in place.
2. Use a slotted screwdriver to remove the knurled nut (a) on the return ground terminal (b) to allow insertion of the user supplied ground conductor (c) from the patient equipment grounding point (d). Refasten (hand-tighten plus a quarter turn) the knurled nut to secure the ground conductor in place.



1

3. Open the outlet covers (e). For safe operation, the outlet covers do not open easily. If the covers are difficult to open, use a slotted screwdriver to carefully open them by pushing the cover release towards the center of the cover. Insert the plugs of the authorized medical equipment (f).

Note: Open outlet covers only as needed. Close unused outlet covers.



4. Power the outlet strip.
For MPV615P, the green LED indicator will be illuminated when it is powered.
For MPV615S, the green LED indicator will be illuminated when the surge protection feature is working properly.

Note (For MPV615S): This device features an internal protection that will disconnect the surge protective component at the end of its useful life, but will maintain unprotected power to the load. If this situation is undesirable for the application, replace the device.

CAUTION

TO REDUCE THE RISK OF ELECTRIC SHOCK - Use only in dry locations and only indoors. Use only with duplex receptacle having center screw. **DO NOT** plug into another health care outlet assembly, a relocatable power tap, or an extension cord. Connect only **AUTHORIZED** medical equipment verified for safe touch and leakage current. **DO NOT** "daisy chain" surge protectors. **DO NOT** use with any aquarium equipment. **DO NOT** use if properly grounded outlets are not available. **DO NOT** install this device if there is less than 10 meters (30 feet) or more of wire between the electrical outlet and electrical service panel. Not for Home Health Care Use.

WARNING: RISK OF DEATH OR SERIOUS INJURY. Only plug into a permanently installed branch circuit receptacle and use within the Patient Care Vicinity only when a protective earth grounding conductor also connects the Equipment Grounding (Protective Earth) Terminal to the Patient Equipment Grounding Point.

WARNING: After verifying the combined touch and leakage current secure the outlet covers closed. See installation instructions for tightening details.

WARNING: To reduce the risk of fire, electric shock, or injury to persons:

- Use this HCOA (Health Care Facility Outlet Assembly) only for its intended use as described in these instructions. Do not use attachments not recommended by the manufacturer.
- Never operate this HCOA if it has a damaged cord or plug, if it is not working properly, if it has been dropped or damaged, or dropped into water.

2

- Keep the cord away from heated surfaces.
- Do not use outdoors.
- Do not place on floor.
- Mount and position to prevent any liquid from entering the HCOA.

WARNING: RISK OF ELECTRIC SHOCK - Connect this HCOA to a properly grounded Hospital Grade (green dot) Receptacle only.

Grounding Instructions: This product must be grounded and, when used within a Patient Care Vicinity, must also be grounded to the Patient Equipment Grounding Point. If malfunction or insulation breakdown occurs, grounding provides a path of least resistance for electric current to reduce the risk of electric shock. This product is equipped with a cord having an equipment-grounding conductor and a grounding plug. The plug must be plugged into an appropriate outlet that is properly installed and grounded in accordance with all local codes and ordinances. This product is also provided with a "Patient Equipment Grounding Terminal" (or jack) for connection of a "Patient Equipment Grounding Conductor" which in turn must be connected to the "Patient Equipment Grounding Point" before use within any "Patient Care Vicinity" 6ft (1.8m), beyond the patient bed, chair, table, treadmill, or other device that supports the patient during examination and treatment.

DANGER: Improper connection of the equipment-grounding conductor and Protective Earth Grounding Conductor can result in a risk of electric shock.

Check with a qualified electrician or service person if you are in doubt as to whether the product is properly grounded.

Check to see that the HCOA rating is suitable for the application. The total true R.M.S. current draw of the devices to be protected should not exceed 15 Amps (or 20 Amps based on the model).

SAVE THESE INSTRUCTIONS

TECHNICAL SUPPORT

Please contact our Tech Support Department with installation, troubleshooting, or general product questions.

- Phone: 1-877-297-6937
- Email: tech@cpsww.com
- Hours of Operation: Monday – Friday 7:00am – 6:00pm CST

LIMITED LIFETIME WARRANTY AND CONNECTED EQUIPMENT GUARANTEE

Read the following terms and conditions carefully before using the CyberPower MPV615S (the "product"). By using the product, you consent to be bound by the terms and conditions of this limited lifetime warranty and connected equipment guarantee (together referred to as this "warranty"). **IF YOU DO NOT AGREE TO THE TERMS AND CONDITIONS OF THIS WARRANTY, YOU SHOULD RETURN THE PRODUCT FOR A FULL REFUND PRIOR TO USING IT.**

Who is providing this warranty, and what does it cover?

Cyber Power Systems (USA), Inc. ("CyberPower") provides this limited lifetime warranty. It only covers the original purchaser and ends if you no longer own the product. This warranty covers defects in materials and workmanship in the product under normal use and conditions. It also covers equipment connected to the product and damaged because of the failure of the product. This warranty covers the product and connected equipment for as long as you own the product.

How do you open a connected equipment claim?

1. Call us at (877) 297-6937, or write to us at: Cyber Power Systems (USA), Inc. 4241 12th Avenue East, Suite 400 Shakopee, MN 55379, or send us an email at claims@cpsww.com within 10 days of the occurrence for instructions.
2. When you contact CyberPower, identify the product, the purchase date, and the item(s) of connected equipment. Have information on all applicable insurance or other resources of recovery/payment that are available to the initial customer, and request a claim number.
3. You must provide a dated purchase receipt (or other proof of the original purchase) for the CyberPower unit and connected equipment. You also need to provide a description of the damage to your connected equipment.
4. Pack and ship the product to CyberPower and the item(s) of connected equipment, a repair cost estimate for the damage to the connected equipment, and all claim forms that CyberPower provides to you. Show the claim number on the shipping label, or include it with the product. You must prepay all shipping costs. You are responsible for packaging and shipment, and you must pay the cost of the repair estimate.

What will CyberPower do to correct problems?

CyberPower will inspect and examine the product. If the product is defective in material or workmanship, CyberPower will replace it at CyberPower's expense, or CyberPower will refund the full purchase price you paid for the product (purchase receipt showing price paid is required). If the product failed to protect any equipment plugged into it, we will also send you forms for making your claim for the connected equipment. We will repair or replace the equipment that was damaged because of the failure of the product or pay you the **fair market value (NOT REPLACEMENT COST)**, of the equipment at the time of the damage. We will use Orion Blue Book, another third-party valuation guide, eBay, Craigslist, or other source to establish that amount. Our maximum liability is limited to \$150,000 for the MPV615S.

Who pays for shipping?

We pay shipping when we send items to you; you pay when you send items to us.

What are some things this Warranty does not cover?

1. THIS WARRANTY DOES NOT COVER: ANY SOFTWARE THAT WAS DAMAGED, SOFTWARE THAT NEEDS TO BE REPLACED DUE TO THE FAILURE OF THE PRODUCT, OR ANY DATA THAT IS LOST AS A RESULT OF THE FAILURE. THIS WARRANTY DOES NOT COVER THE RESTORATION OF DATA OR RECORDS, OR THE REINSTALLATION OF SOFTWARE.
2. This warranty does not cover: misuse, modification, operation or storage outside of the environmental limits of the product or the equipment connected to it. It does not cover damage while in transit or in storage; if there has been improper operation or maintenance, or use with items not designed or intended for use with the product, such as laser printers, appliances, aquariums, medical, or life support devices, etc.

What are the other limitations?

The sole and exclusive remedies of the initial customer are those provided by this warranty.

1. This warranty does not apply unless the product and the connected equipment were connected to properly wired and grounded outlets (including compliance with electrical and safety codes of the most current electrical code), without the use of any adapters or other connectors.
2. The product must have been plugged directly into the power source. The equipment connected to the product must be directly connected in the product, not "daisy chained" together in serial fashion with any extension cords, another product, or device similar to the product, surge suppressor, or power tap. Any such installation voids the warranty.
3. The product and connected equipment must have been used properly in a suitable environment, in conformance with any applicable license, instruction manual, or warnings.
4. The product must have been used at all times within the limitations on the product's maximum rated wattage.

Where can I get more information?

Contact us at:

Cyber Power Systems (USA), Inc.
4241 12th Avenue East, Suite 400
Shakopee, MN 55379;

Call us at (877) 297-6937;

Send us an email message at claims@cpsww.com.

PRODUCT REGISTRATION


Prompt product registration assures coverage under the limited lifetime warranty, and also allows the opportunity of notifications for product enhancements, upgrades, and other announcements.

Registration is quick and easy. Go to the Product Registration Page at CyberPowerSystems.com/registration.

CONTACT INFORMATION

Cyber Power Systems (USA), Inc.
4241 12th Avenue East, Suite 400
Shakopee, MN 55379

Toll-free: 1-877-297-6937 | CyberPowerSystems.com

 **WARNING:** This product can expose you to chemicals including bisphenol A (BPA) and styrene (ABS), which is known to the State of California to cause reproductive harm and cancer. For more information, go to www.P65Warnings.ca.gov.



Please join CyberPower in caring for the environment by recycling.



This device is manufactured using environmentally-safe procedures in compliance with the Restriction of Hazardous Substances (RoHS) directive.



UL Listed to U.S. and Canadian Safety Standards UL2930 and UL1449. This product is listed to applicable U.S. and Canadian safety standards by Underwriters Laboratories Inc.

© 2020 Cyber Power Systems (USA), Inc. All rights reserved.
All other trademarks are the property of their respective owners.

CyberPowerSystems.com