



EC5X Series Technical Accessory Guide



NOTE: This document is only for general reference. Solutions Pathway and related PMBs should be used for product availability, pricing, and final solution selection.

This document and the information contained therein (Information) are Zebra- confidential, and are provided under, and subject to, the confidentiality provision of your PartnerConnect agreement with Zebra. Any public disclosure (via posting on your website or otherwise) of the Information is strictly prohibited and will be considered a violation of your PartnerConnect agreement with Zebra.

** Zebra does not endorse or specifically recommend any **third-party products, accessories, or hardware**. ZEBRA DISCLAIMS ANY AND ALL LIABILITY, INCLUDING ANY EXPRESS OR IMPLIED WARRANTIES, WHETHER ORAL OR WRITTEN, FOR SUCH THIRD PARTY PRODUCTS, ACCESSORIES, OR HARDWARE. THE CUSTOMER ACKNOWLEDGES THAT NO REPRESENTATION HAS BEEN MADE BY ZEBRA AS TO THE FITNESS OF THE THIRD-PARTY PRODUCTS, ACCESSORIES, OR HARDWARE FOR THE CUSTOMER'S INTENDED PURPOSE.*



Cradles and Charging

Cradles





Part Number	Picture	Description	Notes	Required Items
CRD-EC5X-1SCU-01		Single Slot USB/Charging Kit	<ul style="list-style-type: none"> ▶ Will charge EC5X from 0-24% in around 15 min. and 0-90% in less than 2 hours. ▶ Supports USB 3.0 ▶ Compatible with EC5X units with hand strap, Rugged Boot or Pistol Grip Handle attached. ▶ Includes cradle insert/shim that requires removal when using a EC5X unit with the Rugged Boot or Pistol Grip Handle attached. ▶ Connects to USB-C and pogo pin charge contacts on bottom of device. ▶ Kit includes Single Slot Cradle (XXX), Power Supply (PWR-BGA12V50W0WW) and DC Line Cord (CBL-DC-388A1-01) ▶ Does not use Zebra ShareCradle design. 	<ul style="list-style-type: none"> ▶ AC Line Cord (23844-00-00R) <u>for communication to PC with standard USB-A port</u> ▶ USB-C to USB-A cable (CBL-TC5X-USBC2A-01) <u>for communication to PC with USB-C port</u> ▶ USB-C to USB-C cable (CBL-EC5X-USBC3A-01)
CRD-EC5X-1SCUE-01		Single Slot USB/Ethernet/Charging Cradle Kit	<ul style="list-style-type: none"> ▶ Will charge EC5X from 0-24% in around 15 min. and 0-90% in less than 2 hours. ▶ Supports USB 3.0 ▶ Compatible with EC5X units with hand strap, Rugged Boot or Pistol Grip Handle attached. ▶ Includes cradle insert/shim that requires removal when using a EC5X unit with the Rugged Boot or Pistol Grip Handle attached. ▶ Connects to USB-C and pogo pin charge contacts on bottom of device. ▶ 10/100 Mbps Ethernet speed ▶ Kit includes Ethernet Cradle (XXX), Power Supply (PWR-BGA12V50W0WW) and DC Line Cord (CBL-DC-388A1-01). ▶ Does not use Zebra ShareCradle 	<ul style="list-style-type: none"> ▶ AC Line Cord (23844-00-00R) <u>for communication to PC with standard USB-A port</u> ▶ USB-C to USB-A cable (CBL-TC5X-USBC2A-01) <u>for communication to PC with USB-C port</u> ▶ USB-C to USB-C cable (CBL-EC5X-USBC3A-01)

<p>CRD-EC5X-1SWS-01</p>		<p>Workstation Docking Cradle Kit</p>	<ul style="list-style-type: none"> ▶ An enhanced single-slot charging cradle allowing users to use the EC5X as a workstation or kiosk. ▶ Cradle includes the following additional ports: <ul style="list-style-type: none"> - HDMI - Ethernet - 4 USB ports for keyboard, mouse, and other supported USB devices. ▶ Two USB ports are located on both sides of cradle. One port provides 1.5A current. The remaining three provide .5A current. ▶ Also includes Kensington port to secure the cradle to a desk location. Cradle can also be screwed down to desk/counter. ▶ Will charge EC5X from 0-24% in around 15 min. and 0-90% in less than 2 hours. ▶ Compatible with EC5X units with hand strap, Rugged Boot or Pistol Grip Handle attached. ▶ Includes cradle insert/shim that requires removal when using a EC5X unit with the Rugged Boot or Pistol Grip Handle attached. ▶ Connects to USB-C and pogo pin charge contacts on bottom of device. ▶ Kit includes Docking Cradle (XXXX), Power Supply (PWR-BGA12V50W0WW) and DC Line Cord (CBL-DC-388A1-01). 	<ul style="list-style-type: none"> ▶ AC Line Cord (23844-00-00R) or country specific)
<p>CRD-EC5X-4SCO-01</p>		<p>4-Slot Charge-Only Cradle KIT</p>	<ul style="list-style-type: none"> ▶ Charges up to four EC5X units. ▶ Will charge EC5X from 0-24% in around 15 min. and 0-90% in less than 2 hours. ▶ Compatible with EC5X units with hand strap, Rugged Boot or Pistol Grip Handle attached. ▶ Includes cradle insert/shim that requires removal when using a EC5X unit with the Rugged Boot or Pistol Grip Handle attached. ▶ Connects to pogo pin charge contacts on bottom of device. ▶ Devices with Pistol Grip attached must use far right cradle slot position. Pistol Grip must be removed to use other cradle slots. ▶ Kit includes Cradle (XXXX), Power Supply (PWR-BGA12V108W0WW) and DC Line Cord (CBL-DC-381A1-01). ▶ Does not use Zebra ShareCradle design, but can be mounted on network rack bracket (BRKT-SCRD- 	<ul style="list-style-type: none"> ▶ AC Line Cord (23844-00-00R)


<p>CRD-EC5X-4SCOL-01</p>		<p>4-Slot Charge-Only LOCKING Cradle KIT</p>	<ul style="list-style-type: none"> ▶ Cradle secures devices to prevent unauthorized removal. Unlocking of device from cradle is controlled by the device. Colored green LED light around cradle slot indicates when device is unlocked. ▶ Charges up to four EC5X units. ▶ Will charge EC5X from 0-24% in around 15 min. and 0-90% in less than 2 hours. ▶ Compatible with EC5X units with hand strap, Rugged Boot or Pistol Grip Handle attached. ▶ Includes cradle insert/shim that requires removal when using a EC5X unit with the Rugged Boot or Pistol Grip Handle attached. ▶ Connects to pogo pin charge contacts on bottom of device. ▶ Devices with Pistol Grip attached must use top two cradle positions. Can't be inserted into two bottom row positions. ▶ Kit includes Locking Cradle (XXXX), Power Supply (PWR-BGA12V108W0WW) and DC Line Cord (CBL-DC-381A1-01). ▶ Does not use Zebra ShareCradle design. 	<p>▶ AC Line Cord (23844-00-00R)</p>
<p>CRD-EC5X-SE5ET-01</p>		<p>5-Slot Ethernet/Charging ShareCradle KIT</p>	<ul style="list-style-type: none"> ▶ Allows network speeds up to 1 Gb ▶ Connects to USB-C connector and 2-pin charge contacts on bottom of EC5X. ▶ Will charge up to five EC5X units. ▶ Will charge EC5X from 0-24% in around 15 min. and 0-90% in less than 2 hours. ▶ Does not charge spare batteries ▶ Compatible with EC5X units with hand strap or Pistol Grip Handle attached. ▶ Kit includes Ethernet Cradle (XXXX), Power Supply (PWR-BGA12V108W0WW) and DC Line Cord (CBL-DC-382A1-01). ▶ Can be racked/ mounted in a standard 19 inch rack system via the mounting accessory (BRKT-SCRD- 	<p>▶ AC Line Cord (23844-00-00R)</p>
<p>BRKT-SCRD-SMRK-01</p>		<p>5-Slot ShareCradle Mounting Bracket</p>	<ul style="list-style-type: none"> ▶ Allows for rack and wall mounting of one 5-Slot Ethernet/Charging ShareCradle (CRD-EC5X-SE5ET-01) or up to two 4-Slot Charge-Only Cradles (CRD-EC5X-4SCO-01). ▶ Bracket can be mounted on standard 19" network rack or on a wall. ▶ Has cable routing slots and removable power supply tray that stores and conceals power supplies. ▶ Adjustable tabs & screw mounts for easy hanging/installation. ▶ See the Bluetooth-Generic Accessories TAG for info on 3rd party Network Racks that can be used for mounting this bracket. 	
<p>Direct to Device Charging</p>				
Part Number	Picture	Description	Notes	Required Items

CBL-EC5X-USBC3A-01		USB-C to USB-C cable	<ul style="list-style-type: none"> ▶ USB-C to USB-C cable ▶ Attaches to USB-C port on bottom of EC5X ▶ Cable length is 4 feet (approx. 1.2m) ▶ Supports USB 3.1 Gen1 (Superspeed) and provides higher current when used with USB wall outlet power supply. ▶ Will charge EC5X from 0-24% in around 15 min. and 0-90% in less than 2 hours. 	USB Power Supply (PWR-WUA5V15W0xx)
CBL-TC5X-USBC2A-01 or CBL-TC2Y-USBC90A-01		USB-A to USB-C cable	<ul style="list-style-type: none"> ▶ USB-A to USB-C cable ▶ Attaches to USB-C port on bottom of EC5X ▶ Cable length is 1M (~3.25 ft.) ▶ CBL-TC2Y-USBC90A-01 features USB-A connector with a 90° bend allowing cable to be used in tighter locations. Cable length is about 1.1M (45"). ▶ For faster charging CBL-EC5X-USBC3A-01 is recommended. 	

Communication Cables



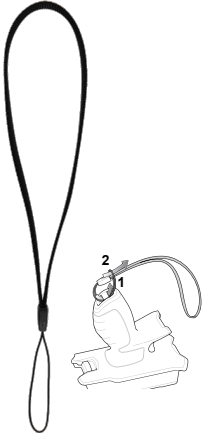
Part Number	Picture	Description	Notes	Required Items
CBL-TC5X-USBC2A-01 or CBL-TC2Y-USBC90A-01		USB-A to USB-C cable	<ul style="list-style-type: none"> ▶ USB-A to USB-C cable ▶ Attaches to USB-C port on bottom of EC5X or to Single Slot Communication Cradles. ▶ Cable length is 1M (~3.25 ft.) ▶ CBL-TC2Y-USBC90A-01 features USB-A connector with a 90° bend allowing cable to be used in tighter locations. Cable length is about 1.1M (45"). 	
CBL-TC2X-USBC-01		USB-A to USB-C cable	<ul style="list-style-type: none"> ▶ USB-A to USB-C cable ▶ Attaches to USB-C port on bottom of EC5X or to Single Slot Communication Cradles. ▶ Cable length is 1.5M (~5 ft.) ▶ This cable includes an additional ferrite bead and is typically used with TC25 devices. 	
3rd party *		USB-A to USB-C cable	<ul style="list-style-type: none"> ▶ Attaches to USB-C port on bottom of EC5X or to Single Slot Communication Cradles. 	
CBL-EC5X-USBC3A-01		USB-C to USB-C cable	<ul style="list-style-type: none"> ▶ USB-C to USB-C cable ▶ Attaches to USB-C port on bottom of EC5X or to Single Slot Communication Cradles (for communication to host devices with USB-C port). ▶ Cable length is 4 feet (approx. 1.2m) ▶ Supports USB 3.0 	

Snap-On Accessories



Part Number	Picture	Description	Notes	Required Items
TRG-EC5X-SNP1-01		Pistol Grip Trigger Handle	<ul style="list-style-type: none"> ▶ Uses electrical trigger via contacts on back side of EC5X. ▶ Trigger Handle accessory offers customers the option of using the product in a gun form factor, ideal for scan-intensive situations. ▶ Compatible with standard or extended capacity battery. ▶ NOT compatible with Rugged Boot or Hand Strap. ▶ Optional Wrist Strap (SG-PD40-WLD1-01) also available. ▶ Allows use of rear facing camera. 	<ul style="list-style-type: none"> ▶ EC5X must be ordered with 2-pin or 8-pin I/O connector option.




Soft Goods - Cases/Holsters






Part Number	Picture	Description	Notes	Required Items
SG-EC5X-HLSTR1-01		Soft Holster	<ul style="list-style-type: none"> ▶ Vertical (portrait) orientation with Open Bucket design to accommodate base EC5X, unit with optional Rugged Boot or optional Pistol Grip Trigger Handle. ▶ Compatible with standard or extended capacity battery. ▶ Strap on rear of holster allows adjustment for use with the accessory options mentioned above. ▶ Leather material. ▶ Non rotating for maximum durability. ▶ Device should be inserted into holster with speaker up and display in to allow for PTT operations. 	
SG-EC5X-BOOT1-01		Rugged Boot	<ul style="list-style-type: none"> ▶ Boot increases drop spec of device: <ul style="list-style-type: none"> - without boot: 4 ft. to plywood over concrete (MIL-STD-810G) - with boot: 5 ft. to concrete over entire operating temperature ▶ Boot increases tumble spec of device <ul style="list-style-type: none"> - without boot: 300 .5 meter tumbles - with boot: 500 .5 meter tumbles ▶ Compatible with standard or extended capacity battery. 	

<p>SG-EC5X-HSTRP1-01</p>		<p>Handstrap</p>	<ul style="list-style-type: none"> ▶ Handstrap attaches to Rugged Boot and "towel bar" on device. ▶ Elastic and Velcro design 	<p>Rugged Boot (SG-EC5X-BOOT1-01)</p>
<p>SG-EC5X-TCLIP1-01</p>		<p>Coiled Tether</p>	<ul style="list-style-type: none"> ▶ Tether attaches to "towel bar" on device and protects device from accidental drops/falls as well as preventing loss of device. 	
<p>SG-PD40-WLD1-01</p>		<p>Wrist Strap for Trigger Handle</p>	<ul style="list-style-type: none"> ▶ Attaches to bottom of Pistol Grip Trigger Handle (TRG-EC5X-SNP1-01) 	




Vehicle Cradles and Holders


Powered Cradles and Holders (provides device charging and/or communication)				
Part Number	Picture	Description	Notes	Required Items
Un-Powered Cradles and Holders (passive holders, no charging support)				
Part Number	Picture	Description	Notes	Required Items
CRD-EC5X-VCH1-01		Vehicle Holder	<ul style="list-style-type: none"> ▶ Holds EC5X in vehicle installations. ▶ Suction cup for easy installation and removal. ▶ USB-C port on bottom of device is accessible for charging. ▶ Does not support Pistol Grip Trigger Handle. ▶ Spring tension on holder provides compatibility with or without Rugged Boot attached. 	
Misc				
Part Number	Picture	Description	Notes	Required Items
SG-STYLUS-TCX-MTL-03 (pack of 3)		Fiber Tipped Stylus	<ul style="list-style-type: none"> ▶ Black Passive Stylus with Zebra logo ▶ 5" length ▶ Heavy duty - made from stainless steel and brass. No plastic parts - real pen feel. ▶ Can be used in rain. ▶ Micro-Knit Hybrid Mesh Fiber Tip provides silent, smooth gliding use. ▶ Big improvement over rubber tipped or plastic tipped stylus. ▶ Compatible with all capacitive touch screen devices. ▶ Use of tether straps is not recommended with EC5X since there are no tether attachment points available. 	
Other Stylus		Rubber or Plastic Stylus	<ul style="list-style-type: none"> ▶ Not supported - Stylus Mode is NOT supported on the EC5X. ▶ Hard Plastic/Rubber stylus such as SG-TC7X-STYLUS-03 will not work. ▶ Fiber Tipped Stylus (SG-STYLUS-TCX-MTL-03) will work - does not require Stylus Mode on device. 	
SG-EC5X-SCRNPT1-01 (single)		Screen Protector	<ul style="list-style-type: none"> ▶ Tempered glass ▶ Includes one screen protector, alcohol wipe, cleaning cloth, and tools needed for screen protector installation. 	
Headset/Audio Accessories				
Wired Headsets and Audio Accessories				
Part Number	Picture	Description	Notes	Required Items









<p>ADP-USBC-35MM1-01</p>		<p>USB-C to 3.5mm Adapter Cable</p>	<ul style="list-style-type: none"> ▶ Allows headsets with 3.5mm jack to be connected to the EC5X. ▶ Adapter provides PTT button, volume up/volume down buttons. ▶ Adapter cable length is about 2.5 ft. (78 cm). ▶ Clip on rear of adapter allows cable to be wrapped for length management. ▶ PTT button functionality tested with the following headsets: <ul style="list-style-type: none"> - HDST-35MM-PTVP-01 Other PTT headsets not listed may not work properly and their PTT button will not be detected. This includes: HDST-35MM-PTT1-01 and HDST-25MM-PTVP-01. ▶ Allows many Google compliant 3.5mm "consumer" headphones to function as a PTT headset while still allowing the headphone's "play/call/pause" button to operate as normal. 	
<p>HDST-35MM-PTVP-01</p>		<p>PTT Headset (3.5mm Locking jack)</p>	<ul style="list-style-type: none"> ▶ For Push-To-Talk (PTT) applications ▶ Uses 3.5mm rugged jack that is keyed/collared for a locking failsafe connection. NOTE: EC5X does not support this locking connection. ▶ Rotating earpiece allows for right or left ear configuration ▶ Built-in cord wrap ▶ mono with microphone ▶ includes clip for attaching PTT button to clothing. ▶ Either the PTT button on the headset or the PTT button on the required USB-C to 3.5mm Adapter (ADP-USBC-35MM1-01) can be used. 	<p>▶ USB-C to 3.5mm Adapter Cable (ADP-USBC-35MM1-01)</p>
<p>SL+1W-3.5WA (3rd party) *</p> <p>https://workforceaudio.com</p>		<p>Workforce Audio SnapLock PTT Adapter Cable</p>	<ul style="list-style-type: none"> ▶ For Push-To-Talk (PTT) applications ▶ 3.5 mm jack ▶ Adapter cable provide SnapLock connector which accepts a variety of Workforce Audio's earpieces. ▶ includes clip for attaching PTT button to clothing. 	<p>▶ USB-C to 3.5mm Adapter Cable (ADP-USBC-35MM1-01)</p> <p>▶ Also requires purchase of earpiece for connecting to cable.</p>


<p>See HS2100-HS3100 Accessories Document</p>		<p>HS2100 Rugged Wired Headset</p>	<ul style="list-style-type: none"> ▶ Built to handle the everyday inevitable drops ▶ Dustproof, sprayproof and waterproof ▶ Ready for the freezer and outdoor subzero temperatures ▶ Feather-light for extraordinary comfort ▶ Noise cancellation for a superior voice experience in the noisiest environments ▶ Detachable swivel boom minimizes costs. ▶ Swivelling boom mutes microphone allowing uses to prevent voice pick applications from recognizing non-voice pick conversations. ▶ User-replaceable pads and windscreens maximize comfort and hygiene. ▶ Can be used as a PTT headset when used with the required USB-C to 3.5mm Adapter (ADP-USBC-35MM1-01). 	<ul style="list-style-type: none"> ▶ USB-C to 3.5mm Adapter Cable (ADP-USBC-35MM1-01) ▶ HS2100 to 3.5mm Standard Cable (CBL-HS2100-3MS1-01) <p>See HS2100/HS3100 Accessories Document for additional headset accessories</p>
<p>VR12 (3rd party) * http://www.blueparrott.com</p>		<p>BlueParrott VR12 Wired Noise Cancelling Headset</p>	<ul style="list-style-type: none"> ▶ Audio accuracy for voice picking and other speech recognition applications. ▶ High quality durability stands up to all-day, every-day use. ▶ Lightweight design is easy and comfortable to wear all day. ▶ Compatible with most major wearable computers and devices used in voice-picking environments. ▶ G type (GN Netcom) Quick Disconnect. ▶ Convertible design gives choice of over-the-head and behind-the-neck wearing styles 	<ul style="list-style-type: none"> ▶ USB-C to 3.5mm Adapter Cable (ADP-USBC-35MM1-01) ▶ RCH50/RCH51 Quick Disconnect Headset Adapter Cable (ADP-35M-QDCBL1-01)
<p>3rd party *</p>		<p>USB-C Headsets</p>	<ul style="list-style-type: none"> ▶ Headset connects via the bottom USB-C connector on device. ▶ Must be Google certified USB-C headset. 	
<p>CBL-HS2100-3MS1-01</p>		<p>HS2100 Headset Standard Cable (3.5 mm jack)</p>	<ul style="list-style-type: none"> ▶ 3.5mm barrel jack connector ▶ For use with EC5X, TC20, TC21/TC26, TC5X, TC7X, TC8X, or other devices using a 3.5mm barrel jack audio connector ▶ Cable is 43" (1.1 M) long ▶ Rugged cable with rugged connectors that are keyed/collared for a locking failsafe connection. NOTE: EC5X does not support this locking connection. ▶ Includes one clothing clip. Additional clips can be purchased separately. 	<ul style="list-style-type: none"> ▶ USB-C to 3.5mm Adapter Cable (ADP-USBC-35MM1-01)
<p>ADP-35M-QDCBL1-01</p>		<p>RCH50/RCH51 Quick Disconnect Headset Adapter Cable</p>	<ul style="list-style-type: none"> ▶ Connects RCH50/RCH51 headset (or headsets with Quick-Disconnect connector) to devices with 3-pole 3.5mm barrel jack connector. ▶ Cable features a rugged keyed/collared jack for a locking failsafe connection. NOTE: EC5X does not support this locking connection. 	<ul style="list-style-type: none"> ▶ USB-C to 3.5mm Adapter Cable (ADP-USBC-35MM1-01)

Bluetooth Headsets and Audio Accessories


Part Number	Picture	Description	Notes	Required Items
See HS2100-HS3100 Accessories Document		HS3100 Rugged Bluetooth Headset	<ul style="list-style-type: none"> ▶ HD Voice, also known as Wide Band Audio, brings incredible audio clarity ▶ Built to handle the everyday inevitable drops ▶ Dustproof, sprayproof and waterproof ▶ Ready for the freezer and outdoor subzero temperatures ▶ Feather-light for extraordinary comfort ▶ Noise cancellation for a superior voice experience in the noisiest environments ▶ Swap batteries on the fly — without losing the Bluetooth connection ▶ Split-second tap-to-pair simplicity using NFC. ▶ Detachable swivel boom minimizes costs. ▶ Swivelling boom mutes microphone allowing uses to prevent voice pick applications from recognizing non-voice pick conversations. ▶ User-replaceable pads and windscreens maximize comfort and hygiene ▶ 15 hours of battery power 	See HS2100/HS3100 Accessories Document for headset accessories
various Bluetooth models B550-XT B350-XT C400-XT C300-XT (3rd party) * http://www.blueparrott.com		BlueParrott Bluetooth Headsets	<ul style="list-style-type: none"> ▶ Various Bluetooth models available with options that include: <ul style="list-style-type: none"> - Blocking out 96% of background noise - Over 24 hours of talk time - NFC Tap to Pair capable - Bluetooth wireless range capable up to 300 ft. - Convertible wearing options: over the head, behind the neck. See BlueParrot site for model specific options.	
APTT1 (3rd party) * https://www.aina-wireless.com/		Aina Push-To-Talk (PTT) Bluetooth Voice Responder Remote Speaker/Mic (RSM)	<ul style="list-style-type: none"> ▶ Bluetooth speaker-microphone designed to work with different walkie talkie style Push-to-Talk applications, including Zebra PTT Pro (check with Zebra PTT Pro engineering team for current device/OS support). ▶ Includes clip for attaching device to clothing for lapel speaker/mic usage. ▶ Features several buttons which the application developers can assign to different functions. ▶ Users can remotely control functions such as push-to-talk, phone calls, channel switching and emergency alerts. ▶ Device is ruggedized, MIL-STD 810G and IP67. ▶ Long lasting battery designed for 24 hour approx battery life. Can be recharged via micro-USB port. ▶ Includes 3.5mm headset jack allowing headphones to be connected for keeping conversations more private. ▶ Can be easily paired to mobile computer using NFC tap-to-pair. 	

<p>H3-B-1 (3rd party) *</p> <p>https://www.dellking.com</p>		<p>Wandfu H3 Push-To-Talk (PTT) Bluetooth Remote Speaker/Mic (RSM)</p>	<ul style="list-style-type: none"> ▶ Bluetooth speaker-microphone designed to work with different walkie talkie style Push-to-Talk applications, including Zebra PTT Pro (check with Zebra PTT Pro engineering team for current device/OS support). ▶ Includes clip for attaching device to clothing for lapel speaker/mic usage. ▶ Includes 3.5mm headset jack allowing headphones to be connected for keeping conversations more private. 	
<p>BTR-155 (3rd party) *</p> <p>K551011 (Zebra orderable SKU) ▶ Discontinued 3/2019, now order from Savox</p> <p>https://www.savoxaccessories.com</p>		<p>Savox BTR-155 Bluetooth Remote Speaker/Mic (RSM)</p>	<ul style="list-style-type: none"> ▶ Bluetooth speaker-microphone designed to work with different walkie talkie style Push-to-Talk applications, including Zebra PTT Pro (check with Zebra PTT Pro engineering team for current device/OS support). ▶ Includes clip for attaching device to clothing for lapel speaker/mic usage. ▶ Rugged wireless speaker microphone IP55. ▶ Allows cable-free movement ▶ Familiar speaker microphone functions; PTT and volume buttons ▶ Includes 2.5mm headset jack allowing headphones to be connected for keeping conversations more private. ▶ LED status indication ▶ High speaker volume ▶ Includes: <ul style="list-style-type: none"> - Savox RSM - Modular Wired earpiece - Wall Charger - USB Cable - Quick Start Guide - Carrying Strap 	
<p>BTH-101 (3rd party) *</p> <p>https://www.savoxaccessories.com</p>		<p>Savox Push-To-Talk (PTT) Bluetooth Headset</p>	<ul style="list-style-type: none"> ▶ Bluetooth headset designed to work with different walkie talkie style Push-to-Talk applications, including Zebra PTT Pro (check with Zebra PTT Pro engineering team for current device/OS support). ▶ Also operates as standard Bluetooth headset for taking phone calls. ▶ Device is lightweight and ruggedized, IP55. 	
<p>Power Cords/Power Supplies</p>				
<p>AC Cords and Power Supplies</p>				
Part Number	Picture	Description	Notes	Required Items



CBL-DC-388A1-01		DC Power Cord	<ul style="list-style-type: none"> ▶ Used to power Single Slot Cradles and 4-Slot Battery Chargers when using Level VI Efficiency power supply (PWR-BGA12V50W0WW) ▶ Cable length is 1.8 meters ▶ NOTE: All EC5X Single Slot Cradles include this cable. 	
PWR-BGA12V50W0WW		Power Supply	<ul style="list-style-type: none"> ▶ Replaces PWRS-14000-148R ▶ Used to power Single Slot Cradle and 4-Slot Battery Charger ▶ 100-240 VAC, 12VDC, 3.33A ▶ Level VI Efficiency rated ▶ NOTE: All EC5X Single Slot Cradles include this power supply. 	DC Power Cord (CBL-DC-388A1-01) and AC Line Cord (23844-00-00R)
KIT-PWR-12V50W		Power Supply Kit	<ul style="list-style-type: none"> ▶ Includes Power Supply (PWR-BGA12V50W0WW) and DC Line Cord (CBL-DC-388A1-01) 	AC Line Cord (23844-00-00R)
CBL-DC-381A1-01		DC Power Cord	<ul style="list-style-type: none"> ▶ Used to power 4-Slot Cradles when using Level VI Efficiency power supply (PWR-BGA12V108W0WW). ▶ NOTE: EC5X 4-Slot Cradle KITS include this cable. ▶ This cable does not include the black extension release latch which is not required when used on Multi-Slot Cradles. 	
CBL-DC-382A1-01		DC Power Cord	<ul style="list-style-type: none"> ▶ Used to power 4-Slot Cradles when using Level VI Efficiency power supply (PWR-BGA12V108W0WW). ▶ NOTE: EC5X 5-Slot Ethernet ShareCradle KIT includes this cable. ▶ Cable has black extension tab for releasing the cable from the back of the cradle. This isn't required when using Multi-Slot Cradles. 	
PWR-BGA12V108W0WW		Power Supply	<ul style="list-style-type: none"> ▶ Replaces PWRS-14000-241R ▶ Used to power 4-Slot and 5-Slot Cradles ▶ 9A, 108W ▶ Level VI Efficiency rated 	DC Line Cord (CBL-DC-381A1-01 or CBL-DC-382A1-01) and AC Line Cord (23844-00-00R)
23844-00-00R		AC Line Cord	<ul style="list-style-type: none"> ▶ Used to power Cradles. ▶ This AC Line Cord is for use in North America. See the AC Line Cords by Country TAG for comparable line cords to use in other countries. 	
PWR-WUA5V12W0US (US plug style) PWR-WUA5V12W0GB (UK plug style) PWR-WUA5V12W0EU (EU plug style) PWR-WUA5V12W0AU (Australia plug style) PWR-WUA5V12W0CN (China plug style) PWR-WUA5V12W0IN (India plug style) PWR-WUA5V12W0KR (Korea plug style) PWR-WUA5V12W0BR (Brazil plug style)		USB Power Supply	<ul style="list-style-type: none"> ▶ Used with USB-A to USB-C cable ▶ Provides 2.5A current for fast charging ▶ 100-240 VAC, 5 V, 2.5 A 	

<p>PWR-WUA5V15W0US (US plug style) PWR-WUA5V15W0GB (UK plug style) PWR-WUA5V15W0EU (EU plug style) PWR-WUA5V15W0AU (Australia plug style) PWR-WUA5V15W0CN (China plug style) PWR-WUA5V15W0IN (India plug style) PWR-WUA5V15W0KR (Korea plug style) PWR-WUA5V15W0BR (Brazil plug style)</p>		<p>USB Power Supply</p>	<ul style="list-style-type: none"> ▶ Used with USB-C to USB-C cable (CBL-EC5X-USBC3A-01). ▶ Provides higher current (3A) for faster charging ▶ 100-240 VAC, 5 V, 3A 	
--------------------------------------------------------------------------------------------------------------------------------------------------------------------------------------------------------------------------------------------------------------------------------------------------------------------------------------------------------	-----------------------------------------------------------------------------------	-------------------------	------------------------------------------------------------------------------------------------------------------------------------------------------------------------------------------------------	--

In-Vehicle Power Supplies

Part Number	Picture	Description	Notes	Required Items
<p>CHG-AUTO-USB1-01 CHG-AUTO-USB1-BR (for Brazil)</p>		<p>USB Cigarette Lighter Adapter</p>	<ul style="list-style-type: none"> ▶ Used with USB-C Cable ▶ Includes two USB A ports providing higher current (2.5A) for faster charging 	

Batteries

Part Number	Picture	Description	Notes	Required Items
<p>BTRY-EC5X-ST1-01</p>	<p>coming soon</p>	<p>Replacement Battery, Standard Capacity</p> 	<ul style="list-style-type: none"> ▶ 3060 mAh ▶ PowerPrecision enabled 	
<p>BTRY-EC5X-EX1-01</p>	<p>coming soon</p>	<p>Extended Capacity Battery</p> 	<ul style="list-style-type: none"> ▶ 4180 mAh ▶ PowerPrecision enabled 	<p>Battery Door for Extended Capacity Battery (KT-EC5X-EXBYD1-01)</p>

KT-EC5X-EXBTYD1-01	coming soon	Battery Door for Extended Capacity Battery	► Door is required when using Extended Capacity Battery (BTRY-EC5X-EX1-01)	
--------------------	-------------	--------------------------------------------	----------------------------------------------------------------------------	--