



* 65 inch

* All images are for illustrative purposes only.

Commercial TV WS960H (EU/CIS)

Gallery Design 4K OLED Hospitality TV with Pro:Centric Solutions

Full Design Experience

TV furniture is no more necessary. WS960H can naturally blend into your space with gallery design and a flush mount.

EAN CODE:

8806098751648 (65")

8806098751662 (55")



OLED




Pro:Centric Solutions



Voice Recognition

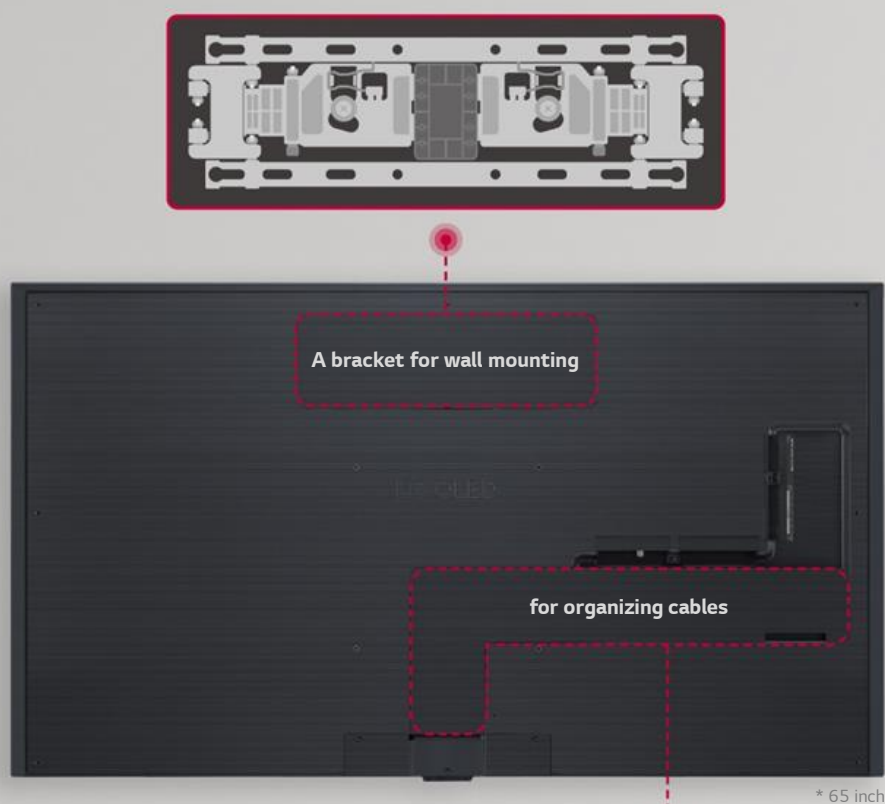


webOS



LG OLED Self-lit

LG Hospitality TV is unique thanks to its self-lit technology. Millions of OLED pixels come together to deliver the next level of TV. Enjoy the deep black, the rich colors and the vivid picture quality.



19.9mm
(65 inch)

23.1mm
(55 inch)

Artwork Adorning Your Walls

WS960H is an art-inspired TV with perfect lines, ultra-thin bezel, and sleek design, featuring a narrow gap between the wall and the screen. LG Hospitality TVs shine the spotlight on your content and complement the interior of hotel rooms even when they're turned off.

Pro:Centric HOTEL MANAGEMENT SOLUTION




Pro:Centric Direct

The hotel content management solution Pro:Centric Direct offers easy and simple editing tools, making it easy to perform service and IP network-based remote management. The Pro:Centric Direct solution enables users to edit their interface easily by providing customized interface and efficiently manages all TVs in the room. The current PCD version provides IoT-based in-room control as well as voice control function through LG Natural Language Processing (NLP). These IoT and voice-related functions will be your starting point to prepare for the hotel rooms of next generation through artificial intelligence.

* Some devices may have limited compatibility with the IoT function.

VALUE ADDED FEATURES



Voice Recognition

From seamless interaction to consistent user experience, LG is going one step further to lead the commercial TV market by including voice recognition, allowing users to easily control LG TVs. Our stable and dependable solutions based on webOS and Pro:Centric Direct will significantly enhance the competitiveness of our products and services, helping you achieve a successful business in the future.

* TV native Control

* Server Based Control

* Magic Motion Remote is required (sold separately)



More Innovative LG webOS 5.0

Explore the latest LG Smart TV features. Newly added Mood Display & Gallery modes enable you to utilize the TV as a customized clock and an artwork which perfectly harmonizes with your space and life.

SPECIFICATIONS

		65WS960H	55WS960H
Category	Category	Pro.Centric Smart	Pro.Centric Smart
Design	Stand Type	No Stand For Accessory : 2 Pole * Sold separately	No Stand For Accessory : 2 Pole * Sold separately
	Front Color	N/A (Cinema Screen)	N/A (Cinema Screen)
Display	Inch	65"	55"
	Resolution	3,840 × 2,160 (UHD)	3,840 × 2,160 (UHD)
	NanoCell	No	No
	Dolby Vision / HDR 10 Pro / HLG	No / Yes / Yes	No / Yes / Yes
Audio	Sound Output	20 W + 20 W	20 W + 20 W
	Speaker System	2.2 ch	2.2 ch
	DOLBY ATMOS	No	No
	LG Sound Sync	Yes (Required Bluetooth)	Yes (Required Bluetooth)
Broadcasting System	Digital (Terrestrial, Cable, Satellite)	DVB - T2 / C / S2	DVB - T2 / C / S2
	Analog (NTSC / SECAM / PAL)	PAL	PAL
Hospitality Solution	Solution Type	Pro.Centric (Smart, Direct, V), Quick Menu 4.0	Pro.Centric (Smart, Direct, V), Quick Menu 4.0
	Server	PCS400R	PCS400R
	DRM	ProIdiom (S/W Type), ProIdiom Media	ProIdiom (S/W Type), ProIdiom Media
Smart Feature	webOS 5.0, Gallery Mode, Web Browser, CP App, Magic Remote Compatibility, Mood Display, Soft AP, WiFi (802.11ac), Screen Share (Miracast), Smart Share (DLNA), Bluetooth Audio Playback, LG Sound Sync / Bluetooth, Voice Recognition (Standalone / Solution), IoT, USB Cloning, SI Compatible (TV Link Tuner, RS232C), IR Out (RS-232C, HDMI)		
Hospitality Feature	Hotel Mode, One Channel Map, IP Channel Manager, External Speaker Out (Int / Ext Variable / Fixed, 3.5mm, Stereo, Single ended Type (GND,L+,R+), 2 W with 8Ω), Instant ON, V-Lan Tag, Healthcare Headphone Mode, Video Tag (MR, *TBD)		
Jack Interface	Set Side	HDMI In 2 (2.0), USB 2 (2.0), CI Slot	
	Set Rear	HDMI In (HDCP, 2.0), Headphone Out, RF In 2, Digital Audio Out (Optical), RS-232C (Phone Jack), RJ45 2 (Ethernet, Aux), External Speaker Out (3.5 mm Phone Jack) 2 (Spk-out 1, 4 W (Stereo, R: 2.0 W, L: 2.0 W, 8Ω) Vol. Control 1)	
Dimension	VESA Compatible	300 × 300 mm	300 × 300 mm
	W × H × D / Weight (with Stand)	1,446 × 284 × 888 mm / 29.8 kg	1,225 × 271 × 765 mm / 22.5 kg
	W × H × D / Weight (without Stand)	1,446 × 19.9 × 830 mm / 29.0 kg	1,225 × 23.1 × 706 mm / 21.8 kg
	W × H × D / Weight (Shipping)	1,600 × 175 × 970 mm / 37.6 kg	1,360 × 175 × 810 mm / 28.0 kg
Power	Power Supply (Voltage, Hz)	100 ~ 240 V, 50/60 Hz	100 ~ 240 V, 50/60 Hz
	Power Consumption (Typ. / Max.)	*TBD / *TBD	267 W / 304 W
	Standby Power Consumption	0.5 W	0.5 W

* Specifications are subject to change without notice. Please make sure to check the product manual for details about product usage.



Download
LG C-Display+
Mobile App
Google Play Store




www.lg.com/global/business/information-display
www.youtube.com/c/LGCommercialDisplay
www.facebook.com/LGInformationDisplay
www.linkedin.com/company/lginformationdisplay
twitter.com/LG_ID_HQ

LG may make changes to specifications and product descriptions without notice. Copyright © 2020 LG Electronics Inc. All rights reserved. "LG Life's Good" is a registered trademark of LG Corp. The names of products and brands mentioned here may be the trademarks of their respective owners.

PRODUCT INFORMATION

* 65 inch



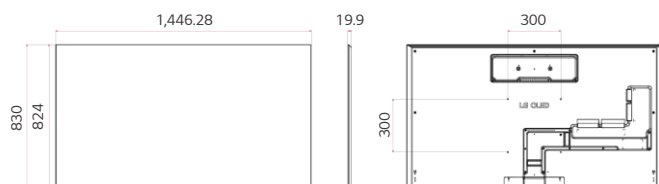
WS960H (EU/CIS)

Design	Stand Type	No Stand For Accessory : 2 Pole * Sold separately
	Front Color	N/A (Cinema Screen)
Display	Inch	65" / 55"
	Resolution	3,840 × 2,160 (UHD)
	Type	OLED
Broadcasting System	Digital	DVB - T2 / C / S2
	Analog	PAL
Solution	Pro:Centric (Smart, Direct, V), Quick Menu	

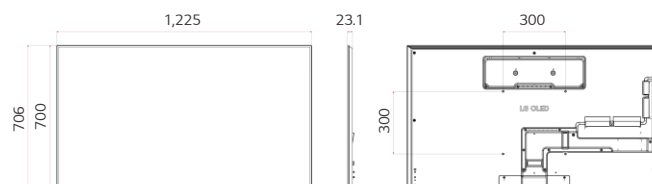
DIMENSION

(unit: mm)

65"

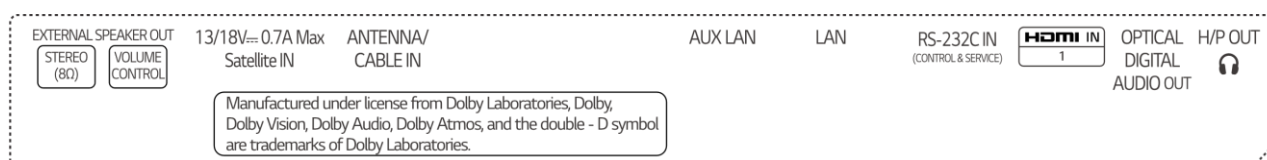


55"



CONNECTIVITY

Rear



Side

