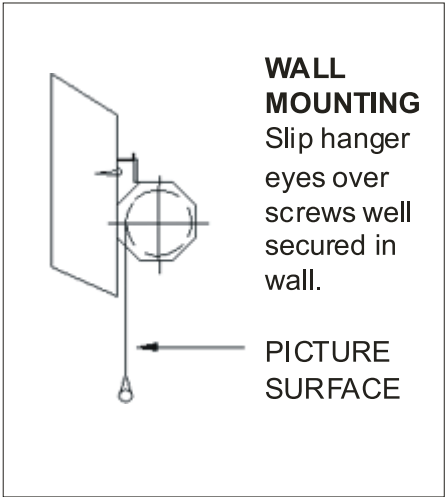
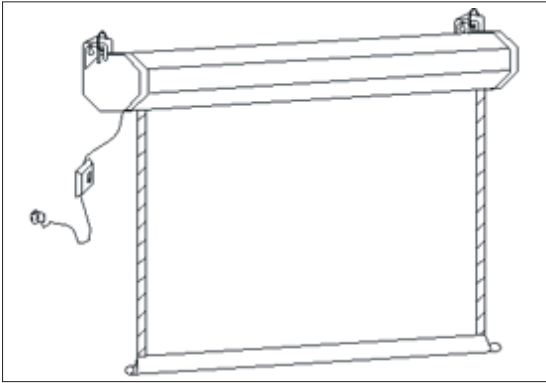


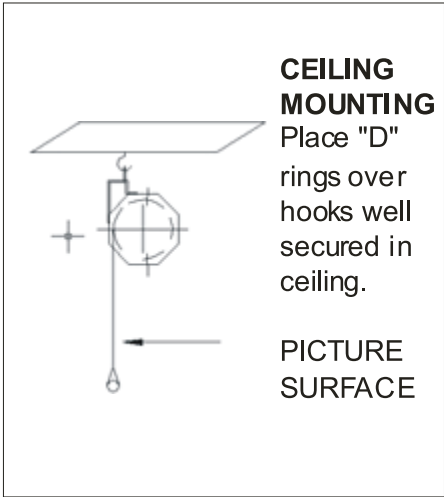
ECONOMY projection screen
ELECTRICAL 220/240v AC



WALL MOUNTING
Slip hanger eyes over screws well secured in wall.

PICTURE SURFACE

For wall suspension



CEILING MOUNTING
Place "D" rings over hooks well secured in ceiling.

PICTURE SURFACE

For ceiling suspension

To lower screen
Press lower end of slide switch. Screen will stop in the "DOWN" position automatically.

To stop the screen
Screen may be stopped in any intermediate position by positioning the slide switch to center "OFF" position.

NOTE:
It is advised that when the screen is not in use, the slide switch should be positioned to center "OFF" position.

To raise screen
Press upper end of slide switch. Screen will stop in the "UP" position automatically.

Legamaster International B.V.
Lochem – The Netherlands
www.legamaster.com



<div>备注</div> <div>技术要求： 1、白底黑字，A4 80g书写纸单面印刷。 2、印刷内容正确；清晰无重影； 表面清洁无脏污，等现象。 3、符合ROHS要求。</div>							材质/MATERIAL: A4 80g书写纸	
							系列/MODEL NAME:	型号/MODEL NO:
							EDDING	八方电动幕
							部品名/PART NAME:	部品号/PART NO:
<div>△</div>	TEN NO.		日期		设变		部品名/PART NAME:	部品号/PART NO:
初版	TEN NO.	TEN1103058	日期	11.03.21	比例	1:1		
批准		审核	设计		页次	1/1	说明书	3005000137000
吴志勇		邹景旺	刘芳		单位	MM		
							东莞澳星视听器材有限公司	