

Dell Chromebook 3100 2-in-1

Setup and Specifications

Notes, cautions, and warnings

 **NOTE:** A NOTE indicates important information that helps you make better use of your product.

 **CAUTION:** A CAUTION indicates either potential damage to hardware or loss of data and tells you how to avoid the problem.

 **WARNING:** A WARNING indicates a potential for property damage, personal injury, or death.

Chapter 1: Chassis overview.....	4
Front.....	4
Left.....	4
Right.....	4
Palmrest.....	4
Bottom.....	4
Chapter 2: System information.....	5
System specifications.....	5
System information.....	5
Processor.....	5
Memory.....	6
Media card-reader.....	6
Audio.....	6
Video card.....	7
Camera.....	7
World facing camera.....	7
Wireless.....	8
Ports and connectors.....	8
Display.....	8
Keyboard.....	9
Touchpad.....	9
Operating system.....	9
Battery.....	9
Power adapter.....	10
Dimensions and weight.....	10
Computer environment.....	11
Security.....	11
Services and support.....	11
Chapter 3: Software.....	13
Operating system.....	13
Chrome OS.....	13
Verified Boot.....	14
Disk Partition Map.....	16
Developer and Recovery mode.....	18
Coreboot and U-boot Custom Firmware.....	18
Chrome vs Chromium OS.....	18
View system information.....	19
Chapter 4: Getting help.....	22
Contacting Dell.....	22

Chassis overview

Topics:

- [Front](#)
- [Left](#)
- [Right](#)
- [Palmrest](#)
- [Bottom](#)

Front

1. Camera
2. Microphone
3. Display panel

Left

1. Power button
2. Power/Battery status indicator
3. USB Type-C port with Power delivery
4. USB 3.1 Gen 1 port with Powershare
5. microSD card
6. Headset port

Right

1. Volume button
2. USB 3.1 Gen 1 port
3. USB Type-C port with Power delivery
4. Wedge-shaped cable lock slot

Palmrest

1. Microphone (Optional)
2. Camera status light (Optional)
3. Camera (Optional)
4. Keyboard
5. Touchpad

Bottom

1. Service Tag label
2. Speaker

System information

The system information chapter provides detailed information of your computer.

Topics:

- [System specifications](#)

System specifications

NOTE: Offerings may vary by region. The following specifications are only those required by law to ship with your computer. For more information about the configuration of your computer, go to **Help and Support** in your Windows operating system and select the option to view information about your computer.

System information

Table 1. System information

Feature	Specifications
Chipset	Integrated in the processor (6 W/4.5 W SDP Gemini Lake - Celeron)
DRAM bus width	64-bit
FLASH EPROM	16 MB
PCIe bus	Internal PCIe

Processor

NOTE: Processor numbers are not a measure of performance. Processor availability is subject to change and may vary by region/country.

Table 2. Processor specifications

Type	UMA Graphics	Discrete Graphics
Intel Celeron N4000 Dual core Processor (6 W TDP, 2 core count/ 2 threads, 4 MB cache, 2.6 GHz)	Intel UHD Graphics 600	No
Intel Celeron N4020 Dual core processor (6 W TDP, 2 core count/2 threads, 4M Cache, up to 2.8GHz)	Intel UHD Graphics 600	No

Memory

Table 3. Memory specifications

Feature	Specifications
Minimum memory configuration	4 GB
Maximum memory configuration	8 GB
Type	LPDDR4 (On-board memory)
Speed	2400 MHz

Storage

Table 4. Storage specifications

Type	Capacity	MMC Interface	Voltage
eMMC	32 GB	eMMC V5.1	3.3 V
eMMC	64 GB	eMMC V5.1	3.3 V

Media card-reader

Table 5. Media-card reader specifications

Feature	Specifications
Type	One microSD card slot

Audio

Table 6. Audio specifications

Feature	Specifications
Controller	Dialog DA7219
Stereo conversion	Supported
Type	High Definition Audio
Speakers	2
Interface	12S
External Interface	Digital microphone input on camera module Headset combo jack (stereo headphone/microphone-in)
Internal speaker amplifier	Supported
External speaker amplifier	MAX98357A
External volume controls	Supported
Speaker output	<ul style="list-style-type: none">Average - 2 W

Table 6. Audio specifications (continued)

Feature	Specifications
	<ul style="list-style-type: none"> Peak - 2.5 W
Subwoofer output	Not supported
Microphone	Supported

Video card

Table 7. Video card specifications

Controller	Type	CPU Dependency	Graphics memory type	Capacity	External display support	Maximum resolution
Intel UHD Graphics 600	UMA	Intel Celeron N4000 Dual core CPU	Integrated	Shared system memory	Supported via USB Type-C port	3840 x 2160 @ 60Hz

Camera

Table 8. Camera specifications

Feature	Specifications
Camera type	HD fixed focus
Resolution	Still image: HD resolution 1280 x 720 (1MP) Video: HD resolution 1280 x 720 (1MP)
Imaging rate	Up to 30 frames per second
Sensor type	CMOS sensor technology

World facing camera

Table 9. Camera specifications

Feature	Specifications
Camera type	HD fixed focus
Resolution	Still image: HD resolution 1280 x 720 (8MP) Video: HD resolution 1080 (8MP)
Imaging rate	Up to 30 frames per second
Sensor type	CMOS sensor technology
Diagonal viewing angle	77.3 degrees

Wireless

Table 10. Wireless specifications

Specifications
Intel Jefferson Peak 2 CNVi (Integrated Connectivity) M.2 1216 Solder Down Module

Ports and connectors

Table 11. Ports and connectors

Feature	Specifications
Memory card reader	One microSD card reader
USB	<ul style="list-style-type: none">• Two USB 3.1 Gen 1 ports• Two USB Type-C port with Power delivery
Security	Noble wedge lock slot
Audio	One Universal Jack (Global Headset Jack + microphone + line in support) port
Video	Supported via USB Type C

Display

Table 12. Display specifications

Feature	Specifications
Type	HD IPS Touchscreen, Wide Viewing Angle, and 187nits min, Gorilla Glass.
Height (Active area)	144.00 mm
Width (Active area)	256.125 mm
Diagonal	293.83 mm
Pixels Per Inch (PPI)	135
Contrast ratio (Typical)	800:1
Luminance/Brightness (typical)	220 nits
Refresh rate	60 Hz
Horizontal viewing angle (min)	HD +80/- 80 degrees
Vertical viewing angle (min)	HD +80/- 80 degrees
Power consumption (max)	3.1W

Keyboard

Table 13. Keyboard specifications

Feature	Specifications
Number of keys	<ul style="list-style-type: none">• 74 (U.S. and Canada)• 75 (UK)• 76 (Brazil)• 78 (Japan)
Size	Full sized <ul style="list-style-type: none">• X= 19.05 mm (0.75 inches) key pitch• Y= 18.05 mm (0.71 inches) key pitch
Backlit keyboard	No
Layout	QWERTY

Touchpad

Table 14. Touchpad specifications

Feature	Specifications
Resolution	1229 x 749
Dimensions	<ul style="list-style-type: none">• X-axis: 99.4 mm (3.91 inches)• Y-axis: 54.4 mm (2.14 inches)
Multi-touch	Supports five fingers

Operating system

Table 15. Operating system

Feature	Specifications
Operating systems supported	Google Chrome operating system

Battery

Table 16. Battery

Feature	Specifications			
Type	3-cell Lithium-ion (42 WHr)		3-cell Lithium-polymer (42 WHr)	
Dimension	Width	97.15 mm (3.82 inches)	Width	97.15 mm (3.82 inches)
	Depth	184.15 mm (7.25 inches)	Depth	184.15 mm (7.25 inches)
	Height	5.90 mm (0.23 inches)	Height	5.90 mm (0.23 inches)
Weight (maximum)	0.2 kg (0.44 lb)		0.195 kg (0.43 lb)	
Voltage	11.40 VDC		11.40 VDC	

Table 16. Battery (continued)

Feature	Specifications	
Life span	300 discharge/charge cycles	300 discharge/charge cycles
Operating time	Varies depending on operating conditions and can significantly reduce under certain power-intensive conditions	Varies depending on operating conditions and can significantly reduce under certain power-intensive conditions
Temperature range: Operating	<ul style="list-style-type: none"> 0°C to 35°C (32°F to 95°F) Charge : 0 °C to 50 °C (32 °F to 122 °F) Discharge: 0 °C to 70 °C (32 °F to 158 °F) 	<ul style="list-style-type: none"> 0°C to 35°C (32°F to 95°F) Charge : 0 °C to 50 °C (32 °F to 122 °F) Discharge: 0 °C to 70 °C (32 °F to 158 °F)
Temperature range: Storage	- 20 °C to 65 °C (- 4 °F to 149 °F)	- 20 °C to 65 °C (- 4 °F to 149 °F)

Power adapter

Table 17. Power adapter specifications

Feature	Specifications (Pecos Type-C 65 W)
Type	65 W
Input Voltage	100 VAC - 240 VAC
Input current (maximum)	1.7 A
Adapter size	Dimensions In Inches: 1.1 x 2.01 x 4.41 In mm: 28 x 51 x 112
Weight	0.20 kg (0.44 lbs)
Input frequency	50 Hz to 60 Hz
Output current	<ul style="list-style-type: none"> 20 V/3.25 A (continuous) 15 V/3 A (continuous) 9.0 V/3 A (continuous) 5.0 V/3 A (continuous)
Rated output voltage	<ul style="list-style-type: none"> 20 VDC 15 VDC 9 VDC 5 VDC
Temperature range (Operating)	0°C to 40° C (32°F to 104°F)
Temperature range (Non-Operating)	-40°C to 70°C (-40°F to 158°F)

Dimensions and weight

Table 18. Dimensions and weight

Feature	Specifications
Height	Front: 21.5 mm (0.85 inches)

Table 18. Dimensions and weight (continued)

Feature	Specifications
	Rear: 21.5 mm (0.85 inches)
Width	303.9 mm (11.96 inches)
Depth	207.9 mm (8.19 inches)
Weight	1.41 kg (3.10 lbs)

Computer environment

Table 19. Computer environment

	Operating	Storage
Temperature range	0°C to 35°C (32°F to 95°F)	-40°C to 65°C (-40°F to 149°F)
Relative humidity (maximum)	10% to 90% (non-condensing) <i>i</i> NOTE: Maximum dew point temperature = 26°C	0% to 95% (non-condensing) <i>i</i> NOTE: Maximum dew point temperature = 33°C
Vibration (maximum)	2 to 600 Hz at 0.66 Grms	2 to 600 Hz at 1.33 Grms
Shock (maximum)	160 G with pulse duration of 2 ms (equivalent to 80 in/sec)	160 G with pulse duration of 2 ms (equivalent to 80 in/sec)
Altitude (maximum)	0 m to 3048 m (0 ft to 10,000 ft)	0 m to 10668 m (0 ft to 35,000 ft)

Security

Table 20. Security

Feature	Specifications
Trusted Platform Module (TPM) 2.0	No
Firmware TPM	NA
Cable lock	Wedge-shaped lock slot

Services and support

Table 21. Services and support specifications

Feature	Specifications
1-Year Mail-In Service	Standard
Onsite NBD <i>i</i> NOTE: Service may be provided by third party. Technician will be dispatched if necessary following phone-based troubleshooting, subject to parts availability, and other terms of service contract.	Yes
Warranty Extensions	Up to 4 years

Table 21. Services and support specifications (continued)

Feature	Specifications
ProSupport	Optional

Software

This chapter details the supported operating systems along with instructions on how to install the drivers.

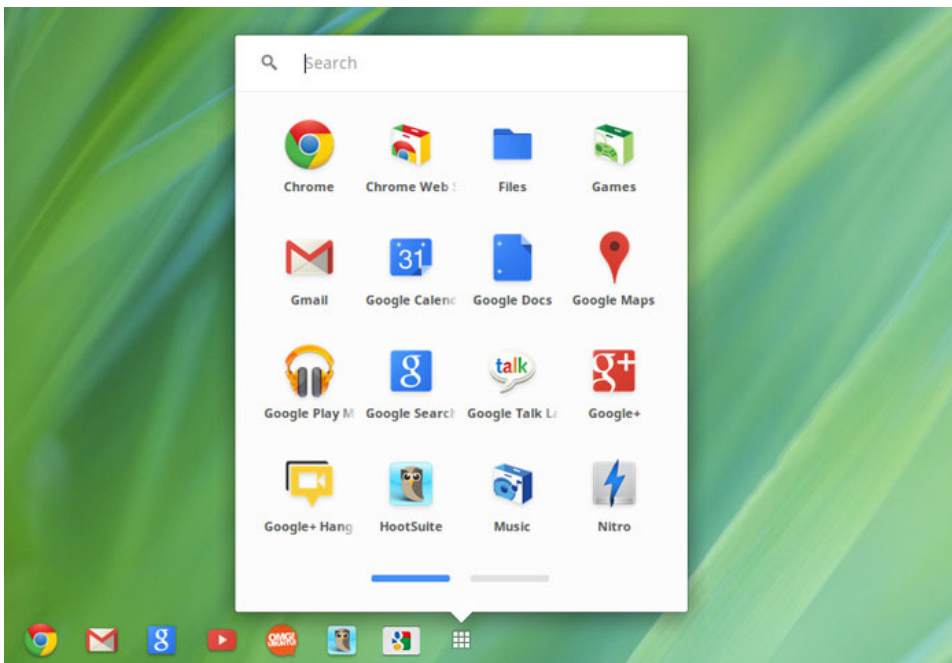
Topics:

- [Operating system](#)
- [View system information](#)

Operating system

This page contains information about the operating system used by the Dell Chromebook 11 (3189) Chromebook 11 (3180) Chromebook 5190 Chromebook 5190 2-in-1 Chromebook 3400 Chromebook 3100 Chromebook 3100 2-in-1.

Chrome OS



Chromebooks are powered by the Google Chrome operating system, based on Google's popular Chrome browser. It has been developed to provide a fast, simple, and more secure computing experience for users who spend most of their time online.

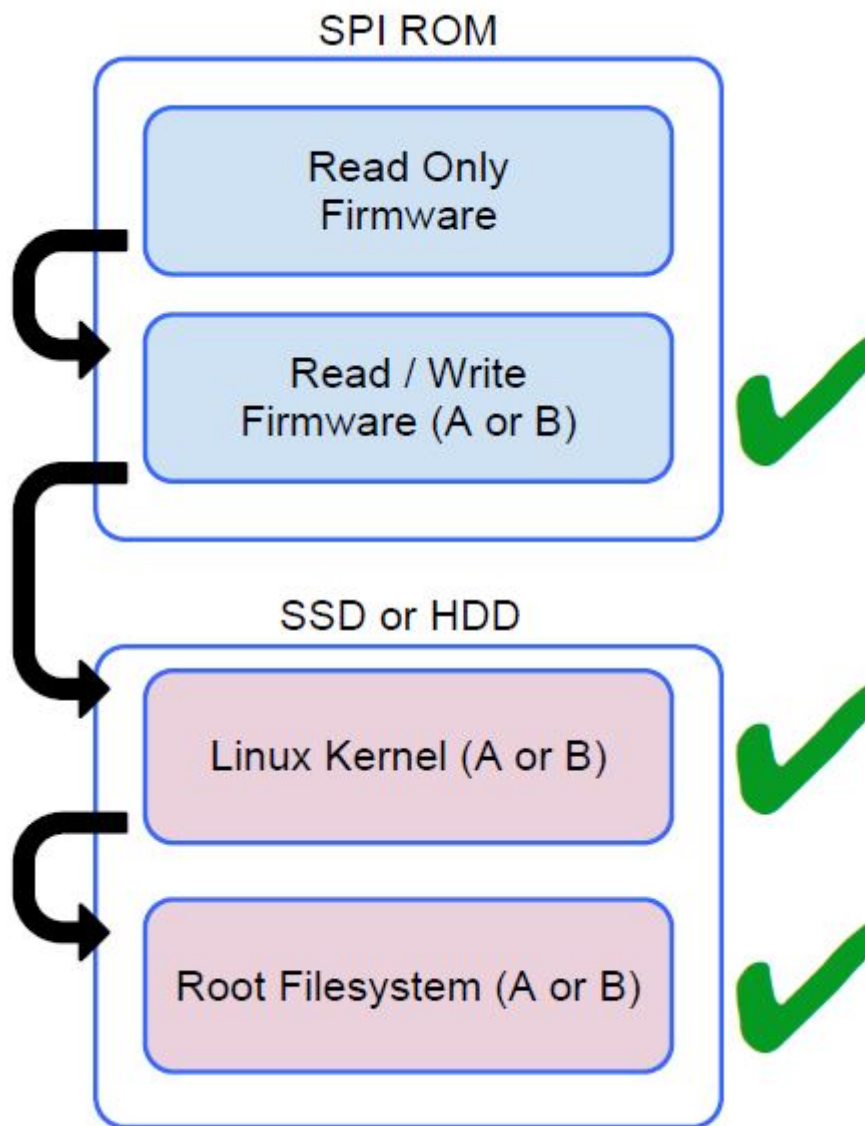
Key Benefits

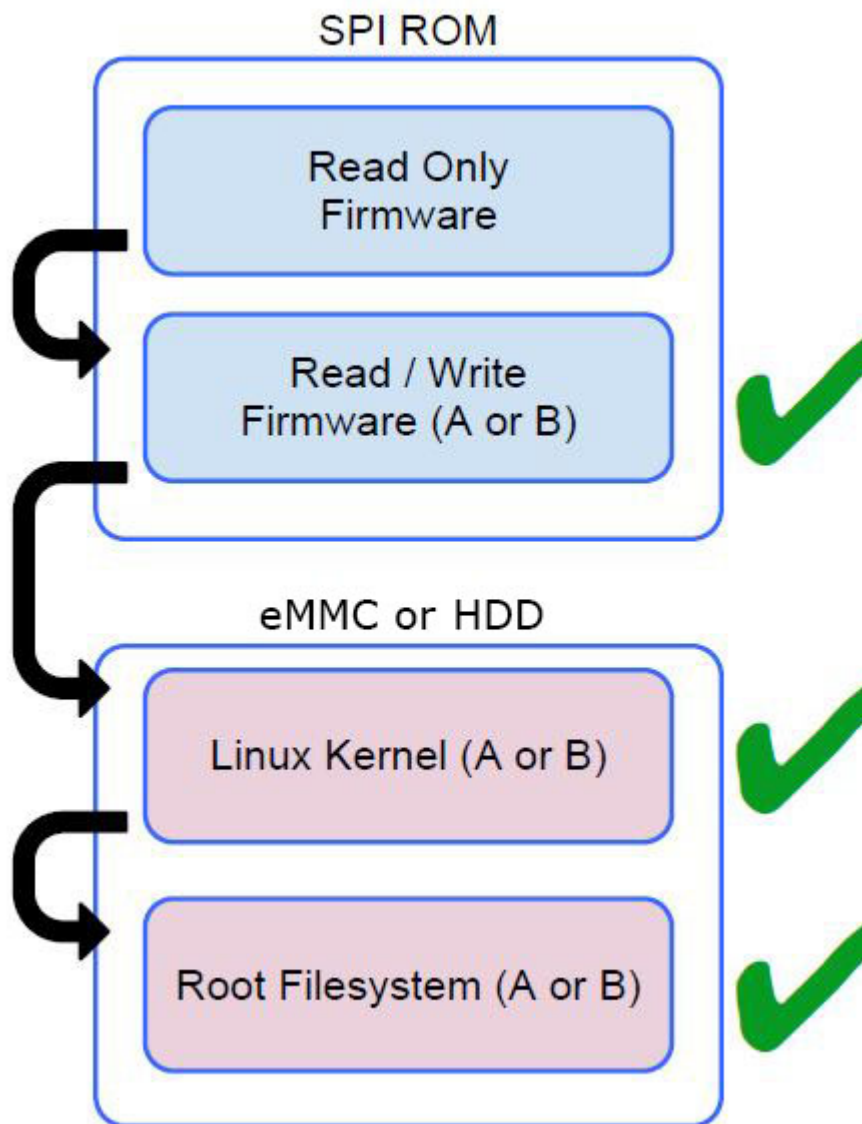
- Speed
- Simplicity
- Security
- Updatability
- Synchronisability
- High power at low cost
- Easy to learn and use
- Documents, calendar, e-mail, contacts, and tasks available online and offline, and all securely backed-up and synchronised in the cloud.
- Access to the Chrome web app store

- Killer web apps
- The latest Intel Core processors
- Fun games
- Built-in support for popular file types and external devices

For more information about the Chrome OS, please visit the [Chrome OS training page](#).

Verified Boot



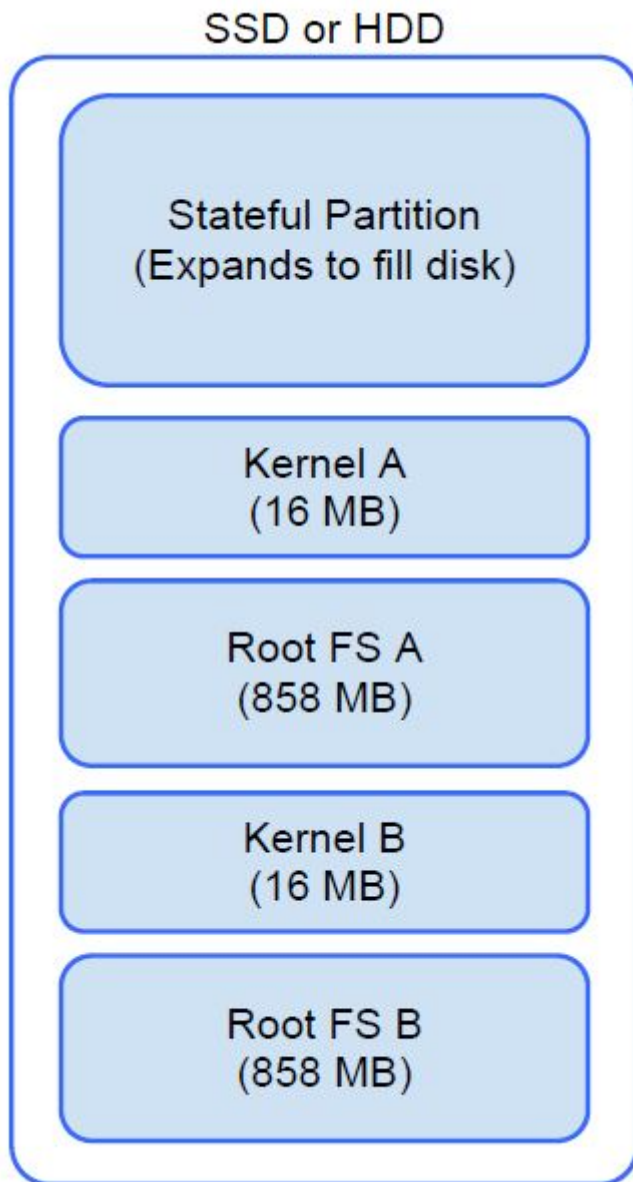


Read Only firmware verifies the integrity of Read/Write (R/W) firmware. R/W firmware verifies the active Linux kernel. During run time, the kernel verifies each block read from disk.

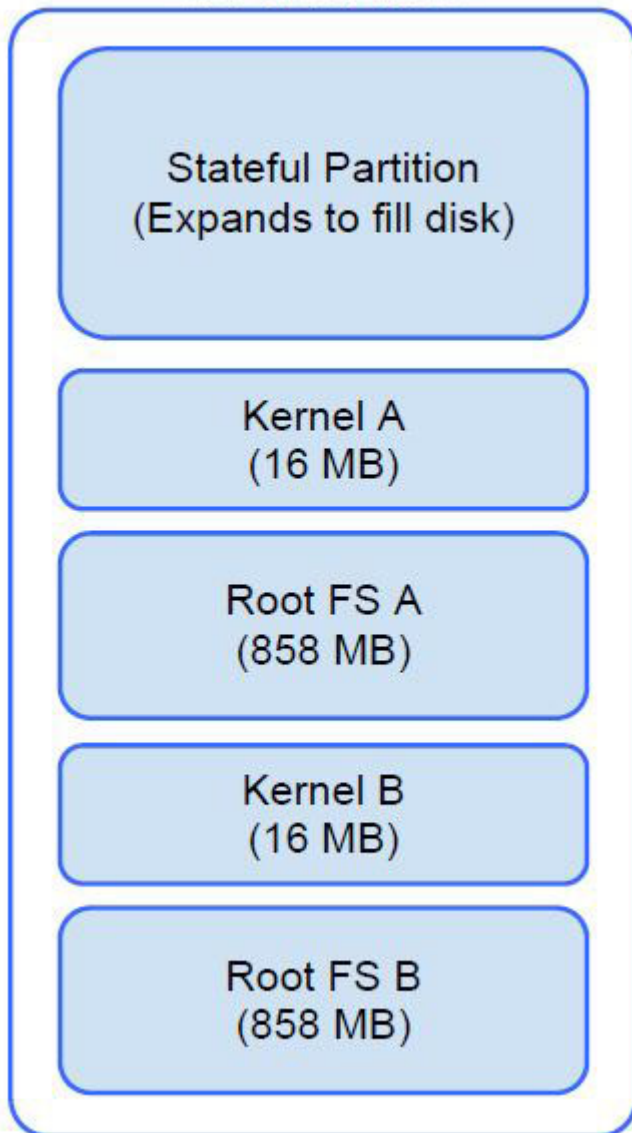
If a verification step fails and there is no backup option, the machine enters recovery mode.

The Developer Mode switch turns off verified boot (at the Kernel stage) to enable users to run Chromium OS (or other OS). The BIOS is always verified.

Disk Partition Map





eMMC or HDD



There are two copies of Chrome OS on disk: an active copy and a backup copy. Each copy consists of a kernel partition and a root file system. The backup copy is updated automatically in the background. Users only need to reboot. The partition contains encrypted user data and is also used in the factory for storing test software.

Developer and Recovery mode

Table 22. Developer and Recovery mode

Developer Mode	Recovery Mode
<p style="text-align: center;">Developer Mode BIOS screen</p> 	<p style="text-align: center;">Recovery Mode BIOS screen</p> 
<ul style="list-style-type: none"> • Used to boot without verification. • Can be turned on via key combination during boot. • Stateful partition is wiped during transitions. • Used in the factory to boot test image. 	<ul style="list-style-type: none"> • Allows a user to reinstall the Chrome OS from a USB key or SD card. • Recovery mode is entered if verified boot fails. • A user can force recovery mode via a key combination during boot.

Coreboot and U-boot Custom Firmware

Coreboot (x86 only)

- Memory and chipset initialization
- Open-source, except for MRC binary from Intel.

U-Boot

- Performs verified boot
- Handles recovery and Developer Mode
- Open source code

Normal boot is very fast, as it takes less than 1 second to start loading kernel. Chromebook does not boot other operating systems such as Windows or OS X.

Chrome vs Chromium OS

Table 23. Difference between Chromium and Chrome OS

Difference between Chromium and Chrome OS	
Chromium OS	Chrome OS
<ul style="list-style-type: none"> • Is an open source project: http://www.chromium.org/chromium-os • Runs on regular PCs and Chrome devices 	<ul style="list-style-type: none"> • Is based on Chromium OS • Only runs on the Chrome devices with required hardware features (TPM, RO firmware, recovery button, developer switch). • Includes additional licensed features such as the Netflix plugin, video codecs, and fonts

View system information

This page contains all the information about viewing system information for the Dell Chromebook.

Dell Chromebook 11 (3189) 11 (3180) 5190 5190 2-in-1 does not support Dell BIOS. Hence, there are several ways to check system specifications depending on the information you are searching for. The table below lists some of the most commonly used methods to view system information and specifications.

Table 24. View system information

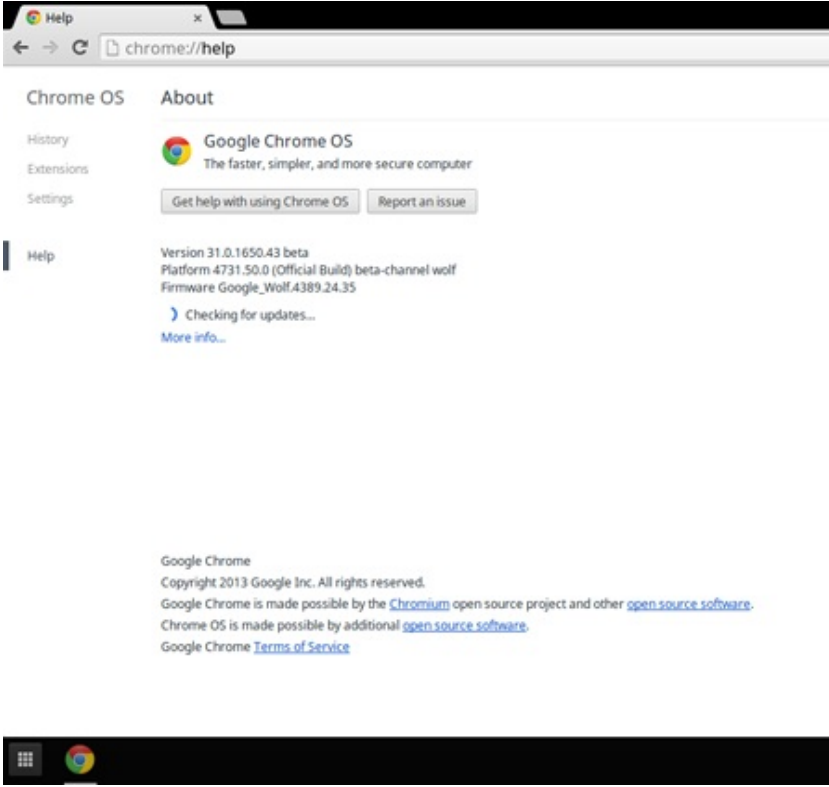
Commands	Action and Purpose	Screenshot
<pre>Chrome:help</pre>	View basic OS information.	 <p>The screenshot shows a Chrome browser window with the address bar at 'chrome://help'. The page title is 'Chrome OS About'. On the left, there is a navigation menu with 'History', 'Extensions', 'Settings', and 'Help' (which is selected). The main content area displays the Google Chrome OS logo and the tagline 'The faster, simpler, and more secure computer'. Below this, there are two buttons: 'Get help with using Chrome OS' and 'Report an issue'. The system information section lists: 'Version 31.0.1650.43 beta', 'Platform 4731.50.0 (Official Build) beta-channel wolf', and 'Firmware Google_Wolf.4389.24.35'. There is also a 'Checking for updates...' indicator and a 'More info...' link. At the bottom, there is copyright information for Google Inc. 2013 and links to Chromium, open source software, and Terms of Service.</p>

Table 24. View system information (continued)

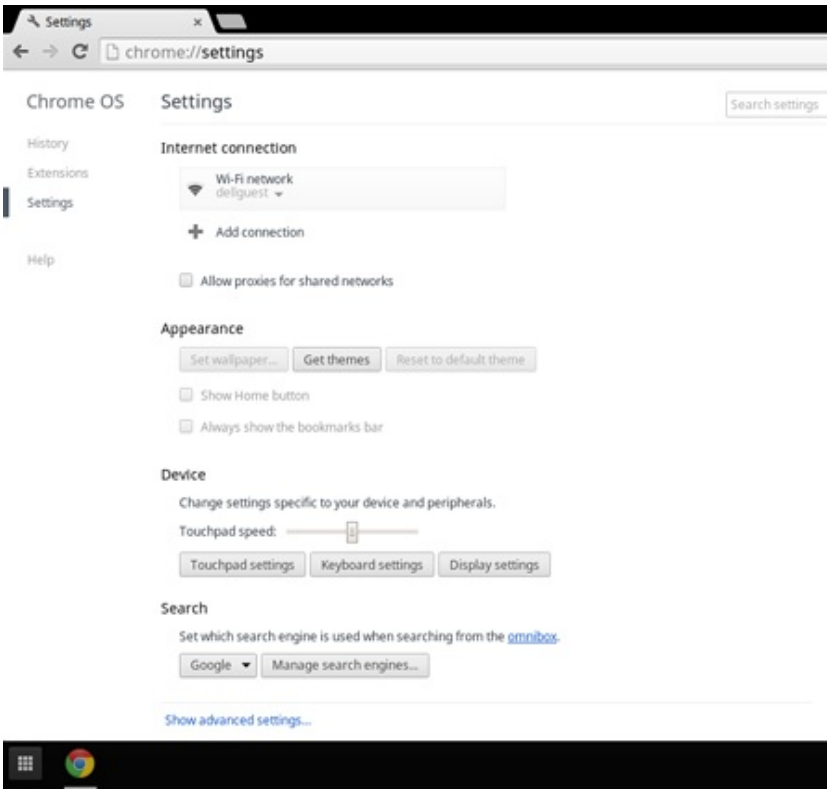
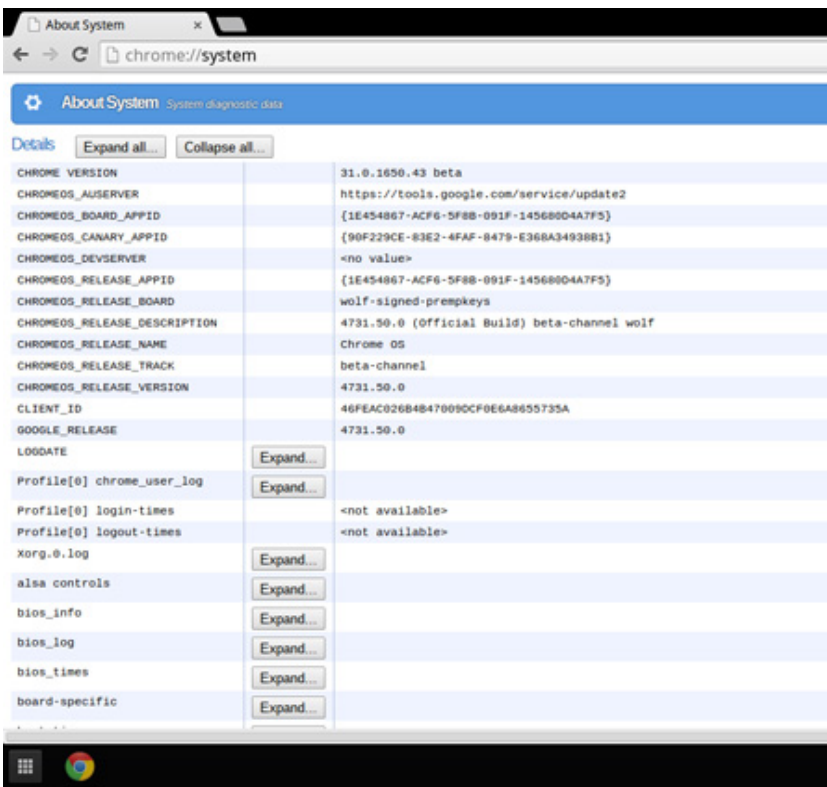
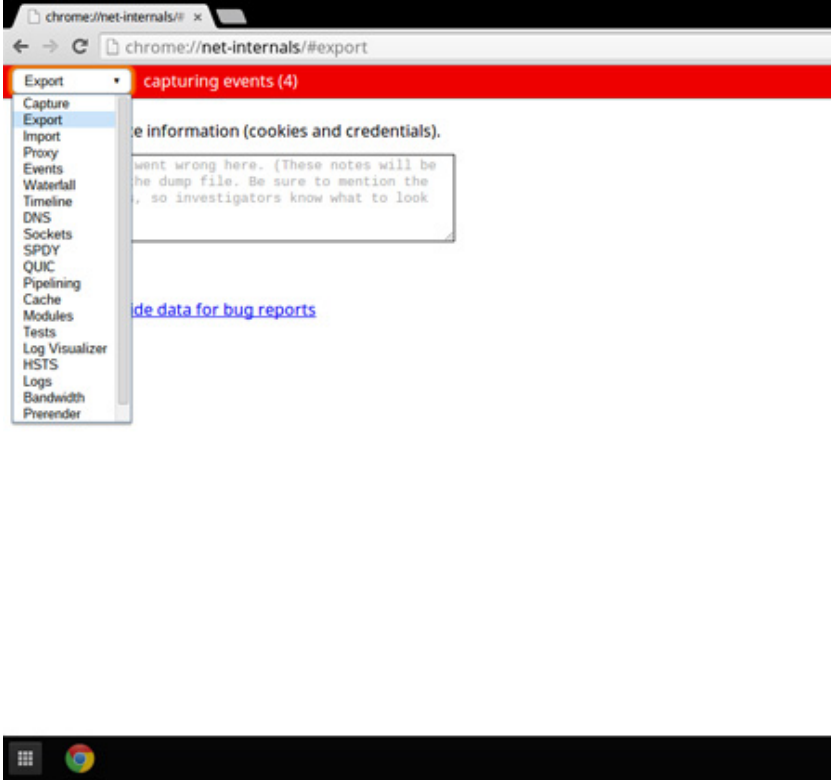
Commands	Action and Purpose	Screenshot																																																
<p>Chrome:settings</p>	<p>View information such as screen resolution options (Device>Display settings), touchpad, and other basic hardware information.</p>	 <p>The screenshot shows the Chrome OS Settings application. The left sidebar contains 'History', 'Extensions', 'Settings', and 'Help'. The main content area is titled 'Settings' and includes sections for 'Internet connection' (with a Wi-Fi network dropdown and an 'Add connection' button), 'Appearance' (with buttons for 'Set wallpaper...', 'Get themes', and 'Reset to default theme', and checkboxes for 'Show Home button' and 'Always show the bookmarks bar'), 'Device' (with a 'Touchpad speed' slider and buttons for 'Touchpad settings', 'Keyboard settings', and 'Display settings'), and 'Search' (with a dropdown for 'Google' and a 'Manage search engines...' button). A 'Show advanced settings...' link is at the bottom.</p>																																																
<p>Chrome:system</p>	<p>View advanced system information such as the Google Chrome version, BIOS information, CPU information, memory information, network status, power supply information, etc.</p>	 <p>The screenshot shows the 'About System' page in Chrome OS. It features a 'Details' section with 'Expand all...' and 'Collapse all...' buttons. Below is a table of system diagnostic data:</p> <table border="1" data-bbox="655 1227 1485 1794"> <thead> <tr> <th>Parameter</th> <th>Value</th> </tr> </thead> <tbody> <tr> <td>CHROME_VERSION</td> <td>31.0.1650.43 beta</td> </tr> <tr> <td>CHROMEOS_AUERVER</td> <td>https://tools.google.com/service/update2</td> </tr> <tr> <td>CHROMEOS_BOARD_APPID</td> <td>{1E454867-ACF6-5F88-091F-145680D4A7F5}</td> </tr> <tr> <td>CHROMEOS_CANARY_APPID</td> <td>{90F229CE-83E2-4FAF-8479-E368A3493881}</td> </tr> <tr> <td>CHROMEOS_DEVSERVER</td> <td><no value></td> </tr> <tr> <td>CHROMEOS_RELEASE_APPID</td> <td>{1E454867-ACF6-5F88-091F-145680D4A7F5}</td> </tr> <tr> <td>CHROMEOS_RELEASE_BOARD</td> <td>wolf-signed-premkeys</td> </tr> <tr> <td>CHROMEOS_RELEASE_DESCRIPTION</td> <td>4731.50.0 (Official Build) beta-channel wolf</td> </tr> <tr> <td>CHROMEOS_RELEASE_NAME</td> <td>Chrome OS</td> </tr> <tr> <td>CHROMEOS_RELEASE_TRACK</td> <td>beta-channel</td> </tr> <tr> <td>CHROMEOS_RELEASE_VERSION</td> <td>4731.50.0</td> </tr> <tr> <td>CLIENT_ID</td> <td>46FEAC026B4B470090CF0E6A8655735A</td> </tr> <tr> <td>GOOGLE_RELEASE</td> <td>4731.50.0</td> </tr> <tr> <td>LOGDATE</td> <td></td> </tr> <tr> <td>Profile[0] chrome_user_log</td> <td></td> </tr> <tr> <td>Profile[0] login-times</td> <td><not available></td> </tr> <tr> <td>Profile[0] logout-times</td> <td><not available></td> </tr> <tr> <td>xorg.0.log</td> <td></td> </tr> <tr> <td>alsa controls</td> <td></td> </tr> <tr> <td>bios_info</td> <td></td> </tr> <tr> <td>bios_log</td> <td></td> </tr> <tr> <td>bios_times</td> <td></td> </tr> <tr> <td>board-specific</td> <td></td> </tr> </tbody> </table> <p>Each row in the table has an 'Expand...' button to the right. The bottom of the page shows the Chrome OS taskbar with the system tray icons.</p>	Parameter	Value	CHROME_VERSION	31.0.1650.43 beta	CHROMEOS_AUERVER	https://tools.google.com/service/update2	CHROMEOS_BOARD_APPID	{1E454867-ACF6-5F88-091F-145680D4A7F5}	CHROMEOS_CANARY_APPID	{90F229CE-83E2-4FAF-8479-E368A3493881}	CHROMEOS_DEVSERVER	<no value>	CHROMEOS_RELEASE_APPID	{1E454867-ACF6-5F88-091F-145680D4A7F5}	CHROMEOS_RELEASE_BOARD	wolf-signed-premkeys	CHROMEOS_RELEASE_DESCRIPTION	4731.50.0 (Official Build) beta-channel wolf	CHROMEOS_RELEASE_NAME	Chrome OS	CHROMEOS_RELEASE_TRACK	beta-channel	CHROMEOS_RELEASE_VERSION	4731.50.0	CLIENT_ID	46FEAC026B4B470090CF0E6A8655735A	GOOGLE_RELEASE	4731.50.0	LOGDATE		Profile[0] chrome_user_log		Profile[0] login-times	<not available>	Profile[0] logout-times	<not available>	xorg.0.log		alsa controls		bios_info		bios_log		bios_times		board-specific	
Parameter	Value																																																	
CHROME_VERSION	31.0.1650.43 beta																																																	
CHROMEOS_AUERVER	https://tools.google.com/service/update2																																																	
CHROMEOS_BOARD_APPID	{1E454867-ACF6-5F88-091F-145680D4A7F5}																																																	
CHROMEOS_CANARY_APPID	{90F229CE-83E2-4FAF-8479-E368A3493881}																																																	
CHROMEOS_DEVSERVER	<no value>																																																	
CHROMEOS_RELEASE_APPID	{1E454867-ACF6-5F88-091F-145680D4A7F5}																																																	
CHROMEOS_RELEASE_BOARD	wolf-signed-premkeys																																																	
CHROMEOS_RELEASE_DESCRIPTION	4731.50.0 (Official Build) beta-channel wolf																																																	
CHROMEOS_RELEASE_NAME	Chrome OS																																																	
CHROMEOS_RELEASE_TRACK	beta-channel																																																	
CHROMEOS_RELEASE_VERSION	4731.50.0																																																	
CLIENT_ID	46FEAC026B4B470090CF0E6A8655735A																																																	
GOOGLE_RELEASE	4731.50.0																																																	
LOGDATE																																																		
Profile[0] chrome_user_log																																																		
Profile[0] login-times	<not available>																																																	
Profile[0] logout-times	<not available>																																																	
xorg.0.log																																																		
alsa controls																																																		
bios_info																																																		
bios_log																																																		
bios_times																																																		
board-specific																																																		

Table 24. View system information (continued)


Commands	Action and Purpose	Screenshot
<p>Chrome:net-internals</p>	<p>View advanced networking information.</p>	 <p>The screenshot shows the Chrome browser interface at the URL chrome://net-internals/#export. The 'Export' menu is open, listing options: Capture, Export, Import, Proxy, Events, Waterfall, Timeline, DNS, Sockets, SPDY, QUIC, Pipelining, Cache, Modules, Tests, Log Visualizer, HSTS, Logs, Bandwidth, and Prerender. The 'Export' option is highlighted. The main content area shows a red header 'capturing events (4)' and a text box with the message: '...e information (cookies and credentials). ... went wrong here. (These notes will be ... he dump file. Be sure to mention the ... , so investigators know what to look ...'. Below this is a blue link that says '...de data for bug reports'. The browser's taskbar is visible at the bottom.</p>

Getting help

Topics:

- [Contacting Dell](#)

Contacting Dell

 **NOTE:** If you do not have an active Internet connection, you can find contact information on your purchase invoice, packing slip, bill, or Dell product catalog.

Dell provides several online and telephone-based support and service options. Availability varies by country and product, and some services may not be available in your area. To contact Dell for sales, technical support, or customer service issues:

1. Go to **Dell.com/support**.
2. Select your support category.
3. Verify your country or region in the **Choose a Country/Region** drop-down list at the bottom of the page.
4. Select the appropriate service or support link based on your need.