


MFXKIT COOLING FANS USER MANUAL




WWW.MARSGAMING.EU

The MFXKIT provides 3 ARGB cooling fans with a 1100 RPM cooling performance and a powerful lighting system that gives up to 220 effects.

Follow this sheet to enjoy all its features.

Remote Control functions



- S+/S-: Increase/Decrease the speed of the fans
- M+/M-: Next/Previous lighting mode
-   : Increase/Decrease lighting brightness
-  : Predefined colors
- Switch between Remote Control mode and Motherboard Control mode
- AUTO: Lighting effect automatic change

Lighting control

- RF remote control system

Choose between 220 default lighting modes thanks to a quick and easy controller

- ARGB motherboard connection system

1. Hold the M/B button in the controller to switch between Remote Control mode to Motherboard Control mode. (NOTE: The controller won't work in this mode)
2. Press M/B again for 5 seconds to switch back to RC.

Note to user: Check for ARGB compatibilities on your motherboard's user manual. Please keep this sheet for future reference. Visit our website www.marsgaming.eu for more info about your product.

