

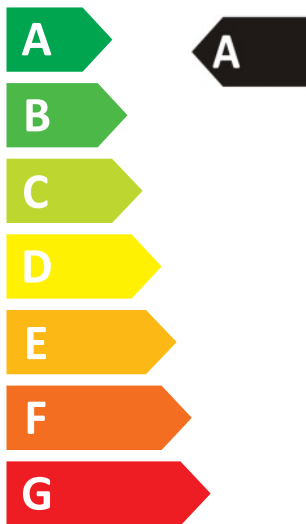



ENERG



CANDY

ROW41494DWMCE-S



586 kWh /

56 kWh /

9,0 kg



14,0kg

99 L



56 L

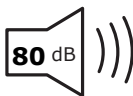
10:0



4:00



A **B** C D E F G



80 dB
A B **C** D