

LG Portable Air Conditioner DUAL Inverter

SPECIFICATION



Model	PA11WS	
PERFORMANCE	Cooling Capacity (W)	2,500
	EER	3.1(A+)
	Voltage / Hz	220~240 V / 50Hz
	Drain weight (L/h)	1.2
	Air Flow (CFM)	166.9
	Sound Pressure Level dB(A) (Po/High/Mid/Low/Silent)	53/50/47/44/42
	Refrigerant (g)	R290 (220g)
	Compressor	Inverter Rotary
DIMENSIONS	Product Net size (W x H x D) (mm)	493 x 773 x 460
	Product Gross size (W x H x D) (mm)	562 x 822 x 504
	Net Weight (kg)	34.2
	Gross Weight (kg)	37.2
	Hose diameter (mm)	150
	Hose length (m)	1.5
FEATURES	Jet Cool	Yes
	Wi-Fi Connection	Yes
	Remote Controller	LCD Remote Controller
	Window Installation Kit	Yes
	3 in 1 Operation	Cool / Dry / Fan
	Water Full Indicator	Yes
	Timer	24Hr, On/Off
	Auto Evaporating system	Yes
	Auto Clean	Yes
	Child Lock	Yes
	Light On/Off	Dimming(100/50/0)

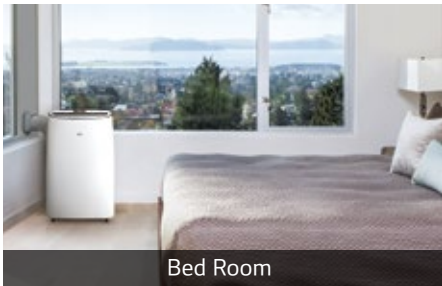


Comfort Wherever
You Need It

LG Portable Air Conditioner DUAL Inverter
PA11WS



VARIOUS INSTALLATION PLACE



LG Portable Air Conditioner DUAL Inverter

SPECIFICATION



Comfort Wherever
You Need It

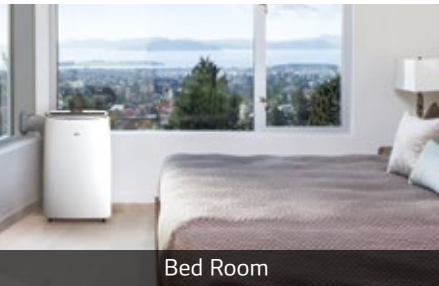
LG Portable Air Conditioner DUAL Inverter
PA11WS



Model	PA11WS	
PERFORMANCE	Cooling Capacity (W)	2,500
	EER	3.1(A+)
	Voltage / Hz	220~240 V / 50Hz
	Drain weight (L/h)	1.2
	Air Flow (CFM)	166.9
	Sound Pressure Level dB(A) (Po/High/Mid/Low/Silent)	53/50/47/44/42
	Refrigerant (g)	R290 (220g)
	Compressor	Inverter Rotary
DIMENSIONS	Product Net size (W x H x D) (mm)	493 x 773 x 460
	Product Gross size (W x H x D) (mm)	562 x 822 x 504
	Net Weight (kg)	34.2
	Gross Weight (kg)	37.2
	Hose diameter (mm)	150
	Hose length (m)	1.5
FEATURES	Jet Cool	Yes
	Wi-Fi Connection	Yes
	Remote Controller	LCD Remote Controller
	Window Installation Kit	Yes
	3 in 1 Operation	Cool / Dry / Fan
	Water Full Indicator	Yes
	Timer	24Hr, On/Off
	Auto Evaporating system	Yes
	Auto Clean	Yes
	Child Lock	Yes
	Light On/Off	Dimming(100/50/0)



VARIOUS INSTALLATION PLACE

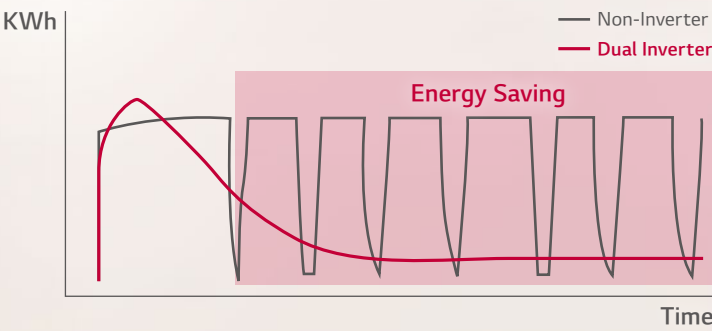




What is LG Inverter Technology?

LG Inverter Technology is applied to various electronics including refrigerators and washing machines, especially to air conditioners which continuously receive global attention. With Inverter technology, consumer may have better energy saving and more saving money on their utility bills.

Power Consumption Change



SMART CONTROL



Control Your Cool from Anywhere

Control key features by using the ThinQ™ app on your smartphone and get important notifications from anywhere. It even works with the Google Assistant, so you can operate smart features with your voice.



Maximum Usability

Operate with LED display and simple selection control panel, up/down temperature adjustments, and fan speed selection, using the full-featured remote without leaving your bed, workspace, or couch.



INVERTER TECHNOLOGY



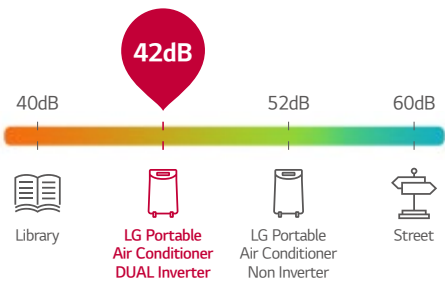
Efficient Energy Saving

The DUAL Inverter compressor runs at a lower rotational frequency than regular air conditioners that can only turn on and off, thus saving more energy. While the LG Inverter Technology can control rotation frequency to cool more efficiently.



Quiet Operation

The use of twin rotaries reduces vibration, which cuts down on the noise. The LG portable air conditioners operate at sound levels as low as 42dB*. (Silent mode)



COMFORT



3 in 1 Operation

The cool mode is ideal for powerful cooling and dehumidifying in hot days. In fan mode, the fan circulates air while dry mode is ideal for rainy and damp days.



Easy Installation

The installation kit and hose make it easy to install and store, saving you space. Smooth gliding caster wheels allow you to move it around the home and office.

