

# Vostro 5890

## Setup and Specifications



## Notes, cautions, and warnings

 **NOTE:** A NOTE indicates important information that helps you make better use of your product.


 **CAUTION:** A CAUTION indicates either potential damage to hardware or loss of data and tells you how to avoid the problem.

 **WARNING:** A WARNING indicates a potential for property damage, personal injury, or death.


# Set up your computer

## Steps

1. Connect the keyboard and mouse.



2. Connect to your network using a cable, or connect to a wireless network.




3. Connect the display.




**NOTE:** If you ordered your computer with a discrete graphics card, connect the display cable to the discrete graphics card connectors.

4. Connect the power cable.



5. Press the power button.



6. Finish operating system setup.

**For Windows:** Follow the on-screen instructions to complete the setup. When setting up, Dell recommends that you:

- Connect to a network for Windows updates.

**NOTE:** If connecting to a secured wireless network, enter the password for the wireless network access when prompted.

- If connected to the internet, sign in with or create a Microsoft account. If not connected to the Internet, create an offline account.
- On the **Support and Protection** screen, enter your contact details.

a. Connect to a network.





b. Sign-in to your Microsoft account or create a new account.

7. Locate and use Dell apps from the Windows Start menu.

**Table 1. Locate Dell apps**


	<p><b>Dell Product Registration</b></p> <p>Register your computer with Dell.</p>
	<p><b>Dell Help &amp; Support</b></p> <p>Access help and support for your computer.</p>

**Table 1. Locate Dell apps**

	<p><b>SupportAssist</b></p> <p>Proactively checks the health of your computer's hardware and software.</p> <p> <b>NOTE:</b> Renew or upgrade your warranty by clicking the warranty expiry date in SupportAssist.</p>
	<p><b>Dell Update</b></p> <p>Updates your computer with critical fixes and important device drivers as they become available.</p>
	<p><b>Dell Digital Delivery</b></p> <p>Download software applications including software that is purchased but not preinstalled on your computer.</p>

## Views of Vostro 5890

### Front



#### 1. Optical drive (optional)

An Optical drive reads from and writes to CDs and DVDs

#### 2. Power button with diagnostics LED

Press to turn on the computer if it is turned off, in sleep state, or in hibernate state.

When the computer is turned on, press the power button to put the computer into sleep state; press and hold the power button for 10 seconds to force shut-down the computer.

#### 3. SD-card reader (optional)

Reads from and writes to the SD card. The computer supports the following card types:

- Secure Digital (SD)
- Secure Digital High Capacity (SDHC)
- Secure Digital Extended Capacity (SDXC)
- MultiMediaCard (MMC)



- MultiMediaCard Plus (MMC+)

#### 4. Hard drive activity light

The Hard drive activity light turns on when the computer reads from or writes to an hard drive or solid state drive.

#### 5. Universal Audio Jack

Connect headphones or a headset (headphone and microphone combo).

#### 6. USB 2.0 port with PowerShare

Charge other USB devices or connect devices such as external storage devices and printers. Provides data transfer speeds up to 480 Mbps.

#### 7. USB 2.0 port

Connect devices such as external storage devices and printers. Provides data transfer speeds up to 480 Mbps.

#### 8. USB 3.2 Gen 1 Type-C port with PowerDelivery

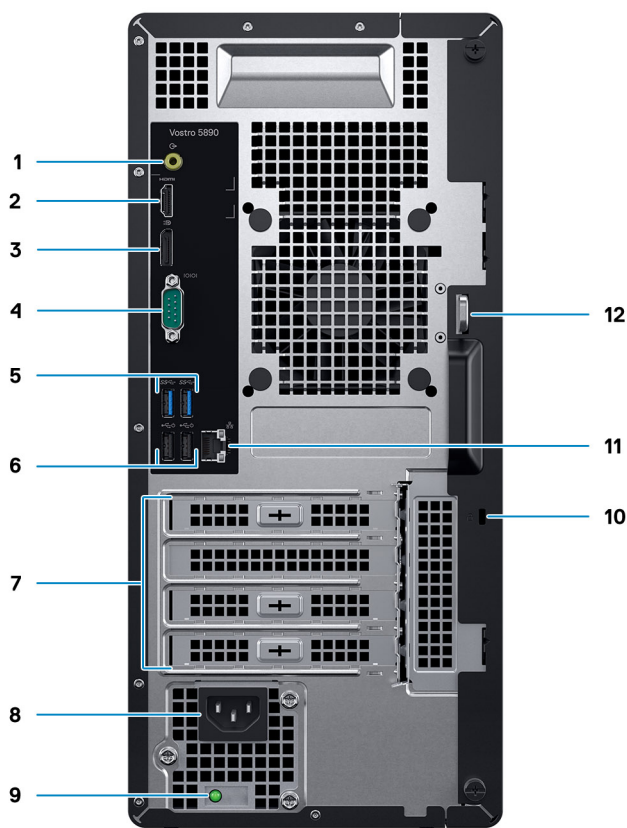
Connect to external storage devices. Provides data transfer speeds up to 5 Gbps.

**NOTE:** This port does not support video/audio streaming.

#### 9. USB 3.2 Gen 1 Type-A port

Connect devices such as external storage devices and printers. Provides data transfer speeds up to 5 Gbps.

## Back




#### 1. Line-out audio port

Connect speakers.


## 2. **HDMI 1.4b port**

Connect to a TV or another HDMI-in enabled device. Provides video and audio output.

 **NOTE:** This port is not available for computers shipped with 11th Generation Intel Core i5-11400F and i7-11700F processors

## 3. **DisplayPort 1.4**

Connect to a display device.

 **NOTE:** This port is not available for computers shipped with 11th Generation Intel Core i5-11400F and i7-11700F processors

## 4. **Serial port**

Connect to a display devices like printers, modems.

## 5. **2 USB 3.2 Gen 1 ports**

Connect devices such as external storage devices and printers. Provides data transfer speeds up to 5 Gbps.

## 6. **2 USB 2.0 ports with Smart Power on**

Charge other USB devices or connect devices such as external storage devices and printers. Provides data transfer speeds up to 480 Mbps.

## 7. **Expansion card slots**

Provide access to ports on any installed PCI Express cards.

## 8. **Power connector port**

Connect a power cable to provide power to your computer.

## 9. **PSU indicator light**

Indicates the power-supply state.

## 10. **Kensington lock slot**

Connect a security cable to prevent unauthorized movement of your computer.

## 11. **Network port**

Connect an Ethernet (RJ45) cable from a router or a broadband modem for network or Internet access.


## 12. **Padlock ring**

Attach a standard padlock to prevent unauthorized access to the interior of your computer.

# Specifications of Vostro 5890

## Dimensions and weight

**Table 2. Dimensions and weight**

Description	Values
Height	367 mm (14.44 in.)
Width	169 mm (6.65 in.)
Depth	300.50 mm (11.83 in.)
Weight (minimum)	5.53 kg (12.19 lb)
Weight (maximum)	8.68 kg (19.14 lb)
 <b>NOTE:</b> The weight of your computer depends on the configuration ordered and the manufacturing variability.	

## Processor

The following table lists the details of the processors supported by your Vostro 5890.

**Table 3. Processor**

Description	Option one	Option two	Option three	Option Four	Option Five
Processor type	10 <sup>th</sup> Generation Intel Core i3-10105	11 <sup>th</sup> Generation Intel Core i5-11400	11 <sup>th</sup> Generation Intel Core i5-11400F	11 <sup>th</sup> Generation Intel Core i7-11700	11 <sup>th</sup> Generation Intel Core i7-11700F
Processor wattage	65 W	65 W	65 W	65 W	65 W
Processor core count	4	6	6	8	8
Processor thread count	8	12	12	16	16
Processor speed	3.7 GHz to 4.4 GHz	2.6 GHz to 4.4 GHz	2.6 GHz to 4.4 GHz	2.5 GHz to 4.9 GHz	2.5 GHz to 4.9 GHz
Processor cache	6 MB	12 MB	12 MB	16 MB	16 MB
Integrated graphics	Intel UHD Graphics 630	Intel UHD Graphics 730	NA	Intel UHD Graphics 750	NA

# Chipset

The following table lists the details of the chipset supported by your Vostro 5890.

**Table 4. Chipset**

Description	Values
Chipset	Intel B560
Processor	<ul style="list-style-type: none"><li>10<sup>th</sup> Generation Intel core i3</li><li>11<sup>th</sup> Generation Intel core i5/i7</li></ul>
DRAM bus width	64-bit
Flash EPROM	32 MB
PCIe bus	Up to Gen3

# Operating system

Your Vostro 5890 supports the following operating systems:

- Windows 10 Home, 64-bit
- Windows 10 Pro, 64-bit

# Memory

The following table lists the memory specifications of your Vostro 5890.

**Table 5. Memory specifications (continued)**

Description	Values
Memory slots	Two UDIMM slots
Memory type	Dual-channel DDR4
Memory speed	2666 MHz / 3200 MHz
Maximum memory configuration	64 GB
Minimum memory configuration	4 GB
Memory size per slot	4 GB, 8 GB, 16 GB, 32 GB
Memory configurations supported	<ul style="list-style-type: none"><li>4 GB, 1 x 4 GB, DDR4, 2666 MHz for Intel Core i3 processor, 3200 MHz for Intel Core i5/i7 processors</li><li>8 GB, 1 x 8 GB, DDR4, 2666 MHz for Intel Core i3 processor, 3200 MHz for Intel Core i5/i7 processors</li><li>8 GB, 2 x 4 GB, DDR4, 2666 MHz for Intel Core i3 processor, 3200 MHz for Intel Core i5/i7 processors</li><li>12 GB, 1 x 4GB + 1 x 8 GB, DDR4, 2666 MHz for Intel Core i3 processor, 3200 MHz for Intel Core i5/i7 processors</li><li>16 GB, 1 x 16 GB, DDR4, 2666 MHz for Intel Core i3 processor, 3200 MHz for Intel Core i5/i7 processors</li><li>16 GB, 2 x 8 GB, DDR4, 2666 MHz for Intel Core i3 processor, 3200 MHz for Intel Core i5/i7 processors</li></ul>

**Table 5. Memory specifications**

Description	Values
	<ul style="list-style-type: none"> <li>32 GB, 1 x 32 GB, DDR4, 2666 MHz for Intel Core i3 processor, 3200 MHz for Intel Core i5/i7 processors</li> <li>32 GB, 2 x 16 GB, DDR4, 2666 MHz for Intel Core i3 processor, 3200 MHz for Intel Core i5/i7 processors</li> <li>64 GB, 2 x 32 GB, DDR4, 2666 MHz for Intel Core i3 processor, 3200 MHz for Intel Core i5/i7 processors</li> </ul>

## External ports

The following table lists the external ports of your Vostro 5890.

**Table 6. External ports**

Description	Values
Network port	1 RJ-45 port
USB ports	Front <ul style="list-style-type: none"> <li>1 USB 2.0 port (Front)</li> <li>1 USB 2.0 port with Power share (Front)</li> <li>1 USB 3.2 Gen 1 port (Front)</li> <li>1 USB 3.2 Gen 1 Type-C port (Front)</li> <li>2 USB 3.2 Gen 1 ports (Rear)</li> <li>2 USB 2.0 ports with Smart Power On (Rear)</li> </ul>
Audio port	<ul style="list-style-type: none"> <li>1 Universal audio jack (front)</li> <li>1 Line-out re-tasking Line-in audio jack (rear)</li> </ul>
Video port	<ul style="list-style-type: none"> <li>1 HDMI 1.4b port               <div> <i>i</i> <b>NOTE:</b> This port is not available for computers shipped with 11th Generation Intel Core i5-11400F and i7-11700F processors.             </div> </li> <li>1 DisplayPort 1.4               <div> <i>i</i> <b>NOTE:</b> This port is not available for computers shipped with 11th Generation Intel Core i5-11400F and i7-11700F processors.             </div> </li> </ul>
Media-card reader	<ul style="list-style-type: none"> <li>1 SD-card 3.0 slot (optional)</li> </ul>
Power-adaptor port	<ul style="list-style-type: none"> <li>1 AC-in</li> </ul>
Security-cable slot	<ul style="list-style-type: none"> <li>1 padlock ring</li> </ul>


## Internal slots

The following table lists the internal slots of your Vostro 5890.

**Table 7. Internal slots**

Description	Values
M.2	<ul style="list-style-type: none"> <li>1 M.2 slot for Wi-Fi and Bluetooth</li> <li>1 M.2 2230/2280 slot for solid-state drive</li> </ul>

**Table 7. Internal slots**

Description	Values
	 <b>NOTE:</b> To learn more about the features of different types of M.2 cards, see the knowledge base article 000144170 at <a href="http://www.dell.com/support">www.dell.com/support</a> .

## Ethernet

The following table lists the wired Ethernet Local Area Network (LAN) specifications of your Vostro 5890.

**Table 8. Ethernet specifications**

Description	Values
Model number	Realtek RTL8111KD
Transfer rate	10/100/1000 Mbps

## Wireless module


The following table lists the Wireless Local Area Network (WLAN) modules supported on your Vostro 5890.

**Table 9. Wireless module specifications**

Description	Option one	Option two
Model number	Qualcomm QCA61x4A	Qualcomm QCA9377
Transfer rate	Up to 867 Mbps	Up to 433 Mbps
Frequency bands supported	2.4 GHz/ 5 GHz	2.4 GHz/ 5 GHz
Wireless standards	<ul style="list-style-type: none"> <li>Wi-Fi 802.11ac</li> </ul>	<ul style="list-style-type: none"> <li>Wi-Fi 802.11ac</li> </ul>
Encryption	<ul style="list-style-type: none"> <li>64/128-bit WEP</li> <li>AES-CCMP</li> <li>TKIP</li> </ul>	<ul style="list-style-type: none"> <li>64/128-bit WEP</li> <li>AES-CCMP</li> <li>TKIP</li> </ul>
Bluetooth	Bluetooth 5.0	Bluetooth 5.0

## Audio

The following table lists the audio specifications of your Vostro 5890.

 **NOTE:** Vostro 5890 does not support internal speaker.

**Table 10. Audio specifications**

Description	Values
Audio type	Intel High definition audio
Audio controller	Realtek ALC3246
Internal audio interface	High definition audio interface

**Table 10. Audio specifications**

Description	Values
External audio interface	<ul style="list-style-type: none"> <li>One Universal audio jack (front)</li> <li>One Line-out audio port (rear)</li> </ul>

## Storage

This section lists the storage options on your Vostro 5890.

Your computer supports one of the following configurations:

- One 3.5-inch hard drive
- One M.2 2230 SSD
- or One M.2 2280 SSD

The primary drive of your computer varies with the storage configuration. For computers:

- with a M.2 solid-state drive, the M.2 solid-state drive is the primary drive
- without a M.2 solid-state drive, the 3.5-inch hard drive is the primary drive

**Table 11. Storage specifications**

Storage type	Interface type	Capacity
3.5-inch 7200 rpm HDD	SATA 3.0	2 TB
M.2 2230/2280 PCIe NVMe SSD	SATA 3.0	512 GB

## Power rating

**Table 12. Power ratings**

Description	Values	
Type	260 W EPA Bronze	460 W EPA Bronze
Diameter (connector)	Not supported	Not supported
Input voltage	90 VAC to 264 VAC	90 VAC to 264 VAC
Input frequency	47 Hz to 63 Hz	47 Hz to 63 Hz
Input current (maximum)	4.20 A	7 A
Output current (continuous)	<ul style="list-style-type: none"> <li>+12 VA/16.50 A</li> <li>+12 VB/16 A</li> <li>+12 VSB/2.50 A</li> </ul> Standby mode: <ul style="list-style-type: none"> <li>+12 VA/0.5 A</li> <li>+12 VB/2.5 A</li> </ul>	<ul style="list-style-type: none"> <li>+12 VA1/18 A</li> <li>+12 VA2/18 A</li> <li>+12 VB/18 A</li> <li>+12 VC/18 A</li> </ul> Standby mode: <ul style="list-style-type: none"> <li>+12 VA1/1.50 A</li> <li>+12 VA2/1.50 A</li> <li>+12 VB/2.50 A</li> </ul>
Rated output voltage	<ul style="list-style-type: none"> <li>+12 VA</li> <li>+12 VB</li> </ul>	<ul style="list-style-type: none"> <li>+12 VA1</li> <li>+12 VA2</li> <li>+12 VB</li> <li>+12 VC</li> </ul>
Temperature range:		
Operating	5°C to 45°C (41°F to 113°F)	5°C to 45°C (41°F to 113°F)

**Table 12. Power ratings**

Description	Values	
Storage	-40°C to 70°C (-40°F to 158°F)	-40°C to 70°C (-40°F to 158°F)

## GPU—Integrated

The following table lists the specifications of the integrated Graphics Processing Unit (GPU) supported by your Vostro 5890.

**Table 13. GPU—Integrated**

Controller	External display support	Memory size	Processor
Intel UHD Graphics 630	<ul style="list-style-type: none"> <li>One HDMI 1.4b port</li> <li>One DisplayPort 1.4</li> </ul>	Shared system memory	10 <sup>th</sup> Generation Intel core i3
Intel UHD Graphics 730	<ul style="list-style-type: none"> <li>One HDMI 1.4b port</li> <li>One DisplayPort 1.4</li> </ul>	Shared system memory	11 <sup>th</sup> Generation Intel core i5
Intel UHD Graphics 750	<ul style="list-style-type: none"> <li>One HDMI 1.4b port</li> <li>One DisplayPort 1.4</li> </ul>	Shared system memory	11 <sup>th</sup> Generation Intel core i7

## GPU—Discrete

The following table lists the specifications of the discrete Graphics Processing Unit (GPU) supported by your Vostro 5890.

**Table 14. GPU—Discrete**

Controller	Memory size	Memory type
NVIDIA GeForce GTX 1660Ti	6 GB	GDDR6
NVIDIA GeForce GT 730	2 GB	GDDR5
AMD Radeon RX640	4 GB	GDDR5

## Media-card reader

**Table 15. Media-card reader specifications**

Description	Values
Type	One SD 3.0 card slot (optional)
Cards supported	<ul style="list-style-type: none"> <li>Secure Digital (SD)</li> <li>Secure Digital High Capacity (SDHC)</li> <li>Secure Digital Extended Capacity (SDXC)</li> <li>MultiMediaCard (MMC)</li> <li>MultiMediaCard Plus (MMC+)</li> </ul>

## Environmental

**Table 16. Environmental specifications**



**Table 16. Environmental specifications**

Feature	Vostro 5890
Recyclable packaging	Yes
BFR/PVC—free chassis	No
MultiPack packaging	Yes (US only) (optional)
Energy-Efficient Power Supply	Standard
ENV0424 compliant	Yes

**i NOTE:** Wood-based fiber packaging contains a minimum of 35% recycled content by total weight of wood-based fiber. Packaging that contains without wood-based fiber can be claimed as Not Applicable.

## Operating and storage environment

This table lists the operating and storage specifications of your Vostro 5890.

**Airborne contaminant level:** G1 as defined by ISA-S71.04-1985

**Table 17. Computer environment**

Description	Operating	Storage
Temperature range	10°C to 35°C (50°F to 95°F)	-40°C to 65°C (-40°F to 149°F)
Relative humidity (maximum)	20% to 80% (non-condensing)	5% to 95% (non-condensing)
Vibration (maximum)*	0.26 GRMS	1.37 GRMS
Shock (maximum)	40 G†	105 G†
Altitude range	0 m to 3048 m (0 ft to 10,000 ft)	0 m to 10668 m (0 ft to 35,000 ft)

\* Measured using a random vibration spectrum that simulates user environment.

† Measured using a 2 ms half-sine pulse when the hard drive is in use.

## Energy Star and Trusted Platform Module (TPM)


**Table 18. Energy Star and TPM**

Features	Specifications
TPM (Optional)	HW/FW Trusted Platform Module support
Energy Star rating	Energy Star 8.0

# Getting help

## Contacting Dell

### Prerequisites

 **NOTE:** If you do not have an active Internet connection, you can find contact information on your purchase invoice, packing slip, bill, or Dell product catalog.

### About this task

Dell provides several online and telephone-based support and service options. Availability varies by country and product, and some services may not be available in your area. To contact Dell for sales, technical support, or customer service issues:

### Steps

1. Go to **Dell.com/support**.
2. Select your support category.
3. Verify your country or region in the **Choose a Country/Region** drop-down list at the bottom of the page.
4. Select the appropriate service or support link based on your need.