




ENERG



INDESIT

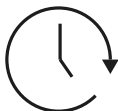
BWE 91285X WS IT



57 kWh /  100



9,0 kg



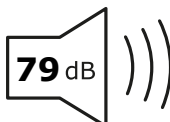
3:40



50 L



A **B** C D E F G



A B **C** D