



A SIMPLE GESTURE FOR GREATER CONVENIENCE.

Leave the lights on and take control whether in the meeting room or classroom. Epson's EB-2000 series projectors are engineered to shine outstandingly even in well-lit environments to enrich your presentation experience. With the gesture-control function and a wide variety of projector's compatible input devices, Full HD contents are projected even better and convenient. Every component is skilfully innovated with attention to detail in mind, including the integrated 3LCD technology that will provide you with stunning colour brightness for quality images.



EB-2265U/2255U/2165W
 EB-2155W/2065/2055

- Gesture Presenter
- Wireless Projection w/o Software*
- Beyond Full HD Resolution**
- Multi-PC Projection
- 2 x HDMI
- Split Screen



IT'S IN THE DETAILS.

3LCD technology that delivers quality projected images and reliable performance.

Brilliant Presentations

Deliver vivid and clear presentations even in well-lit environments with up to 5500lm of white and colour brightness.

High-Quality and Cost-Effective Connectivity

Transmit Full HD video, audio, and Ethernet at low cost through HDBaseT connectivity without compromising on performance and quality.

User-Friendly Features

The simple gesture of placing your hand over a marker on the projection allows you to navigate through your slides without using a clicker.



* Available on EB-2265U/2255U/2165W only.
 ** Available on EB-2255U/2265U only.

*Source: Futuresource Consulting.

Integrated with the latest technology, the Epson EB-2000 series projectors are designed to deliver the unparalleled convenience during a presentation. The new gesture-control function allows you to navigate between presentation slides by simply hovering your hand over an on-screen button.



Brilliant Presentations

Bright and Light

Even though its light weight and compact size enable it to be carried from room to room, the projector is capable of highly visible images thanks to its high brightness (up to 5,500lm) and superior 15,000:1 contrast ratio. Room lights don't have to be dimmed to see bright and clearly projected images, allowing meeting participants to concentrate better for improved meeting productivity.

Beyond Full HD Resolution*

Enjoy a dynamic viewing experience on a larger and wider screen size with incredible WUXGA resolution.* Deliver superb high-resolution image displays from video output devices such as PCs and smart devices and watch your 3D CAD, digital broadcast, Blu-ray, Internet movies and other graphic-intensive media come to life in Full HD video.



* Applicable on EB-2255U/2265U only.

High Quality and Cost-effective Connectivity

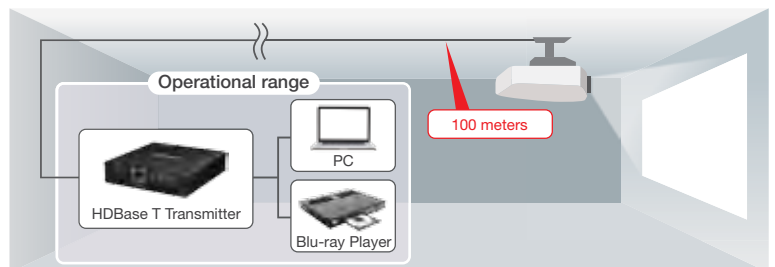
Full Compatibility

Advanced connectivity features mean convenient and hassle-free projections of your presentations. With a wide-ranging interface, these projections not only correspond with multiple conventional analogue sources, they are also compatible with HDMI input. In addition, one of the two HDMI input terminals is MHL-enabled for the mirroring of Android mobile devices.

Simply connect your MHL-compatible device with the MHL cable to fully enjoy your contents on the big screen. What's more, when connected, you can charge your Android mobile devices and operate it using the projector's remote control.



EB-2165W and EB-2265U now include the HDBaseT connectivity that can transmit Full HD video, audio and control at low cost through cat 5e/6 cables up to 100 metres.



Multi-PC Projection

With the control of a host PC, up to 50 terminals can be connected via the multi-PC projection from a single projector. The host PC acts as a moderator, selecting media from up to 4 terminals to be projected simultaneously. With the moderator function, you can maintain control and prevent tampering with what's projected on screen.

Split Screen

Split screen allows inputs from two separate sources to be displayed side by side on the same screen. In a video conference, for example, images of presentation materials and remote participants can be shown simultaneously.



Convenient Wireless Mirroring Projection*

Project contents wirelessly from compatible smart devices and laptops without any software installation with the Miracast. The technology enables easy wireless transmission of Full HD video and sound from PCs and smart devices, eliminating the hassle of a physical connection and eradicating issues with setting up. With support for screen mirroring, projecting your tablet and laptop screens has never been easier.



* Applicable for EB-2265U/2255U/2165W models only.

Screen Fit

In cases where the image extends beyond the frame of the screen or whiteboard, simply push the "Screen Fit" button to automatically adjust the image frame with the edges of the screen. This feature allows you to focus more on your presentation than on adjusting the projection output.

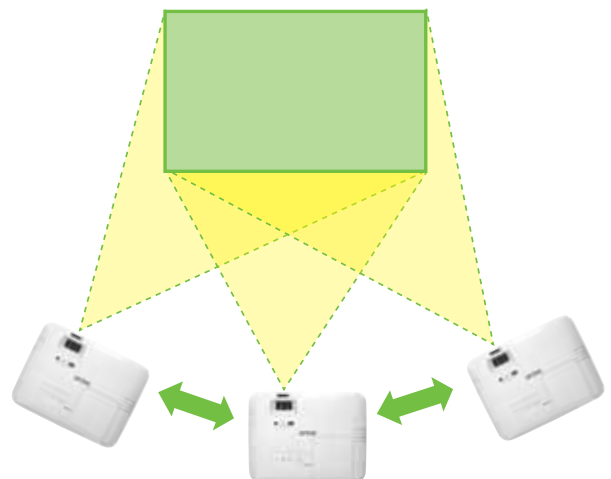


Real-Time Auto V&H Keystone Correction

These projectors are equipped with built-in camera to provide advanced, auto vertical and horizontal keystone correction. With this correction feature, you can conveniently position the projector anywhere in the room. Simply turn on the power and direct the projector towards the screen or wall, and the image will be automatically corrected in no time.



With real-time keystone adjustment, this allows the projector to display the corrected image less than a second after detecting a projector motion. This adjustment speed lets you display a rectangular screen even while you are moving the projector.



Epson iProjection

The Epson iProjection application enables a wireless connection for projecting images and files from your smart devices. The new "QR Code Reader" function makes this wireless connection even easier by simply reading the QR code that is projected on the screen from your smart devices.



* In iProjection, projector profile search, multi-screen display, distribution function, audio transfer, movie file transfer, interrupt connection disabling and encryption data transfer capabilities are not supported.



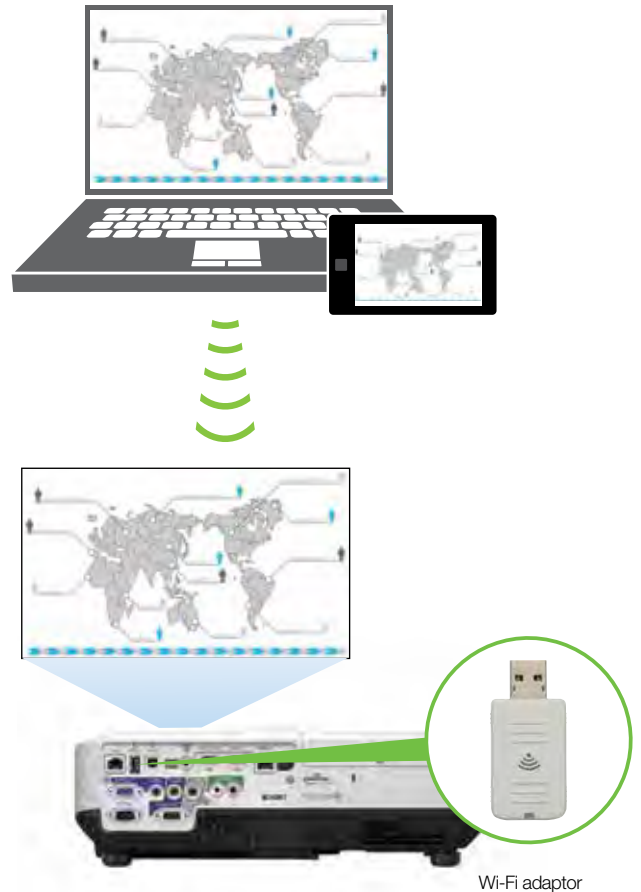
Epson Projector Management

With Epson's network monitoring and control software, you can see from a single PC which projectors are available and whether they are running efficiently – even across the biggest networks. You can configure your projectors and access their serial numbers remotely, as well as receive instant email alerts for pre-defined critical indicators such as non-functioning devices or overheating lamps. Each projector's serial number can also be accessed remotely via LAN/serial connection.



Wireless Transmission

Enjoy enhanced connectivity and flexibility with Wi-Fi connectivity*. Easily share and transmit images and files from your smart devices using the "Epson iProjection" application for smooth and smart projections. And with an additional attachment piece holding the wireless LAN adaptor in place, your transmissions will never be interrupted.



* Wireless LAN adaptor ELPAP10 is required.

User-friendly Features

Gesture Presenter

Users can control their presentations conveniently by moving their hands to a white floating marker at the bottom right side of the projection screen. This simple gesture allows users to change to the next slide without using a clicker.



Home Screen

View and access your most frequently used functions immediately on the home screen. See all source information at a glance, no matter what the source input. With all the information you need right there on the home screen, wireless connections have never been easier.



Auto Power On

With the auto power on function, projection starts automatically once a projection signal is detected via VGA cable, HDMI cable and USB port. This provides an easy and hassle-free presentation.



Scheduler Function

Reduce power consumption and do your part for the environment with the schedule projector action. With this function, you can programme the projector to automatically turn on and shut down at fixed times daily. Up to 30 programmes can be set for this series of projectors.



Focus Help

With the Focus Help button, you can adjust the focus easily by looking at the figure and bar gauge displayed on the screen during adjustment.



Firmware Updates


Easily update your projector's firmware without having to bring it to a service centre. To update, simply insert a USB memory stick with the necessary updates. Updates can be done over LAN network or via USB-B connection.



Environmentally-friendly

Light Optimiser*

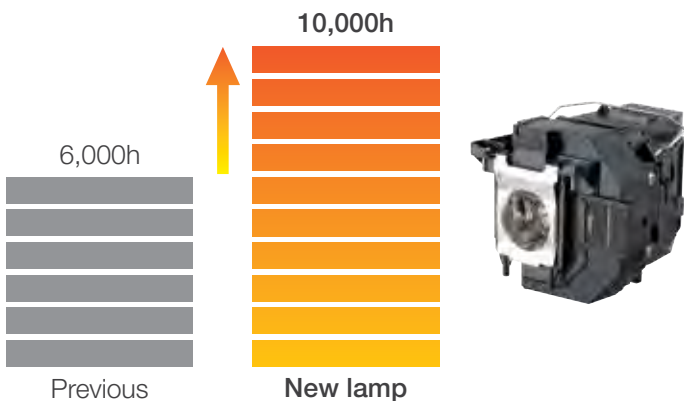
Save energy consumption and do your part for the environment with the new eco-friendly auto-brightness adjustment. The luminance sensor detects the brightness level of the environment and adjusts the projector's brightness automatically, giving you power and cost savings. This function can be turned on/off according to your preference.



* Applicable for all models except EB-2065/2055.


Longer Lamp Life

With a long lamp life of 10,000 hours in eco-mode, the frequency of costly lamp replacements is reduced, saving you time and money.



Air Filter

With a maintenance cycle of 10,000 hours in eco-mode, the need for regular maintenance of the air filter is minimised to save you time and money.



Eco Features

- Uses just 0.31W of power in standby mode
- Projector optics employ lead-free lenses
- Unpainted plastic housing reduces the environment impact
- The flame retardants used in the plastic housing do not contain chlorine or bromine

Better Products for a Better Future™

For more information on Epson's environmental programmes, visit <http://global.epson.com/SR/environment>.

PARTNERS IN PERFECTION

Wireless LAN Adaptor ELPAP10



Supports 802.11 b/g/n connection
Compatible with all Epson wireless-enabled projectors

Desktop Document Camera ELPDC21



2.6kg
2 megapixels with 30 fps
12 x optical zoom
1080p output resolution
HDMI digital connectivity

HDBaseT Transmitter ELPHD01 (selected model only)



HDMI Input
RS232C for control
LAN for Ethernet
Allows Full HD uncompressed signal transmission up to 100 meters

EPSON REVOLUTIONISES PROJECTOR MARKET WITH 3LCD TECHNOLOGY AND LEADS AS WORLD'S NO.1* PROJECTOR BRAND FOR 16 CONSECUTIVE YEARS!

* Based on independent research by Futuresource Consulting

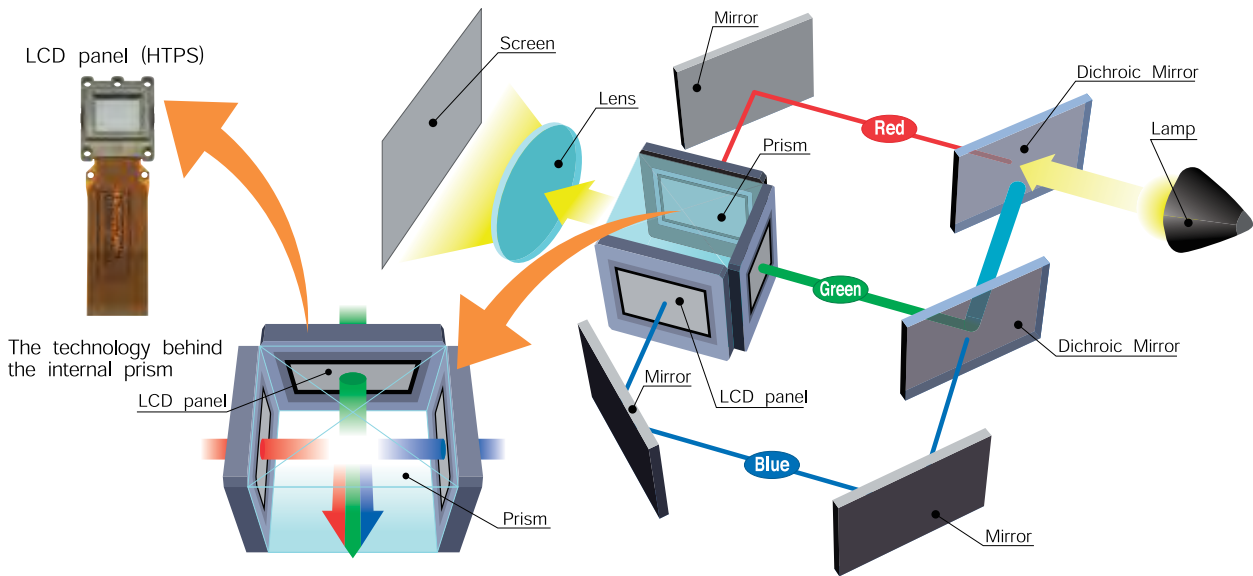
Advantages of 3LCD Projection System

Bright Images and Faithful Colour Reproduction


3LCD projectors offer all-time colour (Red, Green and Blue) projection thereby ensuring faithful full colour reproduction. This is suitable for projection of colour intensive images such as videos, photographs and colour charts.

Incredible Details

3LCD projectors are able to produce an unparalleled range of grayscale images, which contributes to delivering incredible colour images that are smooth and seamless.



3LCD projector : RGB are projected at the same time, which makes the single composite image easy on the eyes.



** HTPS (High Temperature Poly-Silicon) is an active matrix transmissive LCD. It is extremely small and produces high-quality images.

Gentle on the Eyes

3LCD projectors' images do not suffer from colour break-up (commonly known as the rainbow effect). The projections are easy on the eyes as you will not be affected by any distorted pattern.

3LCD projectors use 3 separate LCD panels to form a continuous image containing all colours (red, blue and green) ensuring smooth video playback, even for rapid-motion images.

Reliable Technology

With more than 70 million 3LCD chips shipped to date, the powerful and road-tested 3LCD projection technology is extremely reliable, and is trusted by many throughout to deliver sharp and true-to-life images.

SEE VIBRANT, REALISTIC COLOURS WITH HIGH COLOUR BRIGHTNESS.



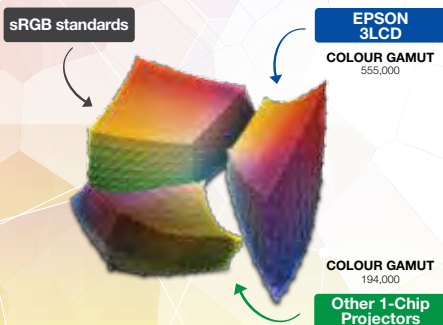
*Leading Asian business and education engineers vs. leading Pico DLP projectors, selected according to NPD data as of July 2012. Based on 100 responses conducted by NPD Research.

See colours like never before. Epson 3LCD projectors deliver brilliant colours that match its white brightness to give you balanced, realistic, and vibrant images. It's no wonder Epson projectors are the people's preferred choice.



Up to 3X Wider Colour Gamut

Colour gamut refers to the range of colours that can be reproduced by a display device – the wider the gamut, the more realistic it is. Epson 3LCD projectors project three times wider gamut that matches closely to the original standard of a display device (sRGB), as compared to 1-chip projectors.

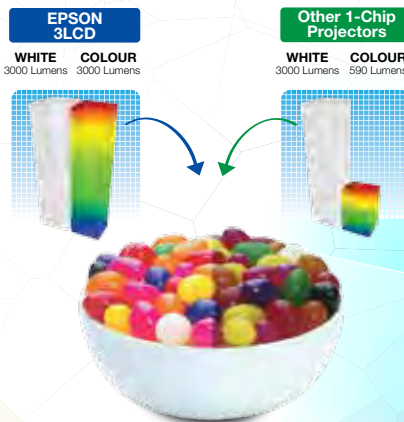


Comparing the yellow corners among the three gamuts, 1-chip projectors have a distinctly darker and smaller set of colours which are not as vibrant as Epson 3LCD projectors.



Up to 3X Brighter Colours

Epson 3LCD projectors deliver up to three times the colour brightness, effortlessly creating the same colour and white brightness, resulting in faithful images with superior colour balance.



No Rainbow Effect

With 1-chip projectors, the spinning motion of the sequential colour wheels tend to cause colours to break out into distinct red, green and blue. Called the rainbow effect, this may cause users to suffer headaches with prolonged viewing. Epson projectors do not give out this effect, giving users a comfortable experience.



PROTECT YOUR PROJECTOR. USE GENUINE LAMPS.



Don't compromise on safety – use Epson genuine lamps to avoid damaging your projector. Eliminate the risk of melting parts of your projector, as well as breaks that result in high-voltage shutdown. With a 0% failure rate even after 2,000 hours of usage – compared to 70% in non-genuine lamps – Epson genuine lamps are safer and more reliable. Choose the best possible viewing experience filled with long-lasting sharpness and colour in every projected image with Epson.

GENUINE EPSON LABEL

To ensure the best quality and safety when using your Epson Projector, look for the “Genuine EPSON Colour Shifting Label” on your projector lamp. Real quality and value, only with Epson genuine supplies.



DANGERS OF NON-GENUINE LAMPS



UNRELIABLE

Counterfeit lamps deteriorate and break much faster than genuine ones.



UNSAFE

Parts of your Epson projector such as the housing or wires may melt, disconnect, or become damaged when using non-genuine lamps.



POOR IMAGE QUALITY

Counterfeit lamps may result in inaccurate colour projection, lower brightness levels, as well as flickering images that spoil your viewing experience.

MODEL NUMBER	EB-2265U	EB-2255U	EB-2165W
Projection Technology	RGB liquid crystal shutter projection system (3LCD)		
Specifications of Main Parts			
LCD	Size	0.76" (D10, C ² Fine)	0.76" (D8, C ² Fine)
	Native Resolution	WUXGA (1920 x 1200)	WXGA (1280 x 800)
Projection Lens	Type	Optical Zoom (Manual) / Focus (Manual)	
	F-Number	1.5 - 2.0	
	Focal Length	23 - 38.4 mm	
	Zoom Ratio	1 - 1.6	1 - 1.61
Throw Ratio	Throw Ratio	1.38 - 2.28 (Wide to Tele)	
	Life (Normal / Eco) ¹	5,000 / 10,000 hours	
Screen Size (Projected Distance)			
Zoom: Wide	50" - 300" [1.46 - 8.95 m]		30" - 300" [0.86 - 8.95 m]
Zoom: Tele	50" - 300" [2.43 - 14.79 m]		30" - 300" [1.45 - 14.79 m]
Brightness²			
White Light Output (Normal / Eco)	5,500lm / 3,800lm	5,000lm / 3,800lm	5,500lm / 3,800lm
Colour Light Output	5,500lm	5,000lm	5,500lm
Contrast Ratio	15,000:1		
Internal Speaker(s)			
Sound Output	16W Monaural		
Geometric Correction			
Keystone	Vertical / Horizontal	±30° / ±30° (Zoom: Centre)	
Auto Keystone	Vertical / Horizontal	Yes / Yes	
Quick Corner		Yes	
Connectivity			
Analog Input	D-Sub 15Pin	2 (1 Blue, 1 Black)	
	Composite	1	
Digital Input	HDMI	2 (1 with MHL support)	
	HDBASET (RX)	RJ45 x 1	N/A
Output Terminal	D-Sub 15Pin	1 (Black)	
Audio Input	RCA (White/Red)	1	
	Stereo Mini Jack	2	
Audio Output	Stereo Mini Jack	1	
Others	USB Type A	1 (for USB Memory, Firmware Update, Copy OSD Settings)	
	USB Type B	1 (for USB Display, Mouse, K/B, Control, Firmware Update, Copy OSD Settings)	
Control I/O	RS-232C	D-Sub 9pin x 1	
Network	Wired LAN	RJ45 x 1	
	Wireless	Optional	
Wireless Specifications			
Supported Speed For Each Mode	IEEE 802.11b: 11 Mbps ³ , IEEE 802.11g: 54 Mbps ³ , IEEE 802.11n: 130 Mbps ³		
Supported Connection Mode	Infrastructure, Access Point		
Wireless LAN Security	Quick Mode: OPEN, WPA2-PSK Advanced Mode: OPEN, WPA2-PSK, WPA/WPA2-PSK, WPA2-EAP, WPA/WPA2-EAP Supported EAP Type: PEAP, PEAP-TLS, EAP-TLS, EAP-Fast, LEAP		
Wireless Specifications (Miracast)			
Supported Speed For Each Mode	IEEE 802.11g (2.4GHz): 54 Mbps, IEEE 802.11n (2.4GHz): 130 Mbps, IEEE 802.11a (5GHz): 54 Mbps, IEEE 802.11n (5GHz): 270 Mbps, IEEE 802.11ac (5GHz): 780 Mbps		
Supported Connection Mode	Wi-Fi Direct		
Wireless LAN Security	WPA2-PSK(AES)		
Operating Temperature			
Below 2,286m / 7,500ft	5 - 40 °C <41 - 104 °F>		
Above 2,286m / 7,500ft (w/ High Altitude Mode)	5 - 35 °C <41 - 95 °F>		
Operating Altitude			
	0 - 3,048 m (0 - 10,000 ft) (over 1,500m / 4,921ft : with high altitude mode)		
Direct Power On / Off			
	Yes		
Start-Up Period			
	About 8 seconds, Warm-up Period: 30 seconds		
Cool Down Period			
	Instant Off		
Air Filter	Type	High Efficiency Filter	
	Maintenance Cycle ⁴	5,000 hours (Power Consumption: Normal) 10,000 hours (Power Consumption: Eco)	
Power Supply Voltage			
	100 - 240 V AC ±10%, 50/60 Hz		
Power Consumption (220 - 240V)			
Lamp On (Normal / Eco)	425W / 323W	405W / 323W	425W / 323W
Networked Standby / Energy Saving	2.41W / 0.31W		
Dimension Excluding Feet (D X W X H)			
	291 x 377 x 110 mm		
Weight	Approx. 4.7kg		Approx. 4.6kg
Fan Noise (Normal / Eco)			
	39dB / 29dB		

¹ Lamp life will vary depending upon mode selected, environmental conditions and usage. Lamp brightness decreases over time.

² Colour brightness (colour light output) and white brightness (white light output) will vary depending on usage conditions. Colour light output measured in accordance with IDMS 15:4; white light output measured in accordance with ISO 21118.

³ Maximum speed and range is achievable when used with same enhanced mode technology. Actual data rates, features and performance may vary depending on your computer system, the environment and other factors.

⁴ When used in the general office environment (the amount of floating dust: 0.04 - 0.2 mg/m³). Based on the Epson's in-house test results.

Supplied Accessories

Remote Control
Battery for Remote Control (AA x 2)
Power Cable: 1.8m
Computer Cable: 1.8m

Optional Accessories

Spare Lamp: ELPLP95
Air Filter: ELPAP41
Wireless LAN Unit: ELPAP10
Soft Carrying Case: ELPKS68
HDBase T Transmitter: ELPHD01
(EB-2265U / EB-2165W)
Ceiling Mount: ELPMB23

EB-2265U / EB-2165W



EB-2255U



©2017 Epson India Pvt. Ltd. All Rights Reserved. Reproduction in part or in whole, without the written permission from Epson, is strictly prohibited.

EPSON and EXCEED YOUR VISION are registered trademarks of Seiko Epson Corporation.

All other product names and other company names used herein are for identification purposes only and are the trademarks or registered trademarks of their respective owners.

Epson disclaims any and all rights in those marks. Projected images shown herein are simulations. The actual product design and contents may vary. Specifications are subject to change without notice and may vary between countries. Please check with local Epson offices for more information.

Apple, iPad and iPhone are trademarks of Apple Inc., registered in the U.S. and other countries. App Store is a service mark of Apple Inc.

Android is a trademark of Google Inc.

Information correct as at January 2018

EPSON INDIA PVT. LTD.

12th Floor, The Millenia, Tower A, No.1,
Murphy Road, Ulsoor, Bangalore - 560 008.
Tel: 080-30515000 Fax: 080-30515005

Regional Offices:

Ahmedabad - 26407176/77, Chennai - 30277500/11, Cochin - 4012315,
Coimbatore - 98942 19200, Kolkata - 65009370/77, Mumbai - 28261515/17,
New Delhi - 46585444, Pune - 30286000, Secunderabad - 40359898

Dealer's Stamp



Epson Helpline:

For product info, service or to order a ribbon cartridge - 1800 425 0011
For service - 1860 3000 1600 (9AM - 6PM) (Mon - Sat)

www.epson.co.in

MODEL NUMBER	EB-2155W	EB-2065	EB-2055
Projection Technology	RGB liquid crystal shutter projection system (3LCD)		
Specifications of Main Parts			
LCD	Size	0.59" (D8, C ² Fine)	0.63" (D10, C ² Fine)
	Native Resolution	WXGA (1280 x 800)	XGA (1024 x 768)
Projection Lens	Type	Optical Zoom (Manual) / Focus (Manual)	
	F-Number	1.51 - 1.99	
	Focal Length	18.2 - 29.2 mm	
	Zoom Ratio	1 - 1.6	
Lightsource	Throw Ratio	1.38 - 2.24 (Wide to Tele)	
	Type	Lamp	
	Life (Normal / Eco) ¹	5,000 / 10,000 hours	
Screen Size (Projected Distance)			
Zoom: Wide	29" - 280" [0.85 - 8.45 m]	30" - 300" [0.83 - 8.54 m]	
Zoom: Tele	29" - 280" [1.40 - 13.71 m]	30" - 300" [1.36 - 13.86 m]	
Brightness²			
White Light Output (Normal / Eco)	5,000lm / 3,600lm	5,500lm / 3,800lm	5,000lm / 3,800lm
Colour Light Output	5,000lm	5,500lm	5,000lm
Contrast Ratio			
	15,000:1		
Internal Speaker(s)			
Sound Output	16W Monaural		
Geometric Correction			
Keystone	Vertical / Horizontal	±30° / ±30° (Zoom: Centre)	
Auto Keystone	Vertical / Horizontal	Yes / Yes	
Quick Corner		Yes	
Connectivity			
Analog Input	D-Sub 15Pin	2 (1 Blue, 1 Black)	
	Composite	1	
Digital Input	HDMI	2 (1 with MHL support)	
Output Terminal	D-Sub 15Pin	1 (Black)	
Audio Input	RCA (White/Red)	1	
	Stereo Mini Jack	2	
Audio Output	Stereo Mini Jack	1	
Others	USB Type A	1 (for USB Memory, Firmware Update, Copy OSD Settings)	
	USB Type B	1 (for USB Display, Mouse, K/B, Control, Firmware Update, Copy OSD Settings)	
Control I/O	RS-232C	D-Sub 9pin x 1	
Network	Wired LAN	RJ45 x 1	
	Wireless	Optional	
Wireless Specifications			
Supported Speed For Each Mode	IEEE 802.11b: 11 Mbps ³ , IEEE 802.11g: 54 Mbps ³ , IEEE 802.11n: 130 Mbps ³		
Supported Connection Mode	Infrastructure, Access Point		
Wireless LAN Security	Quick Mode: OPEN, WPA2-PSK Advanced Mode: OPEN, WPA2-PSK, WPA/WPA2-PSK, WPA2-EAP, WPA/WPA2-EAP Supported EAP Type: PEAP, PEAP-TLS, EAP-TLS, EAP-Fast, LEAP		
Operating Temperature			
Below 2,286m / 7,500ft	5 - 40 °C <41 - 104 °F>		
Above 2,286m / 7,500ft (w/ High Altitude Mode)	5 - 35 °C <41 - 95 °F>		
Operating Altitude			
	0 - 3,048 m (0 - 10,000 ft) (over 1,500m / 4,921ft : with high altitude mode)		
Direct Power On / Off			
	Yes		
Start-Up Period			
	About 8 seconds, Warm-up Period: 30 seconds		
Cool Down Period			
	Instant Off		
Air Filter	Type	High Efficiency Filter	
	Maintenance Cycle ⁴	5,000 hours (Power Consumption: Normal) 10,000 hours (Power Consumption: Eco)	
Power Supply Voltage			
	100 - 240 V AC ±10%, 50/60 Hz		
Power Consumption (220 - 240V)			
Lamp On (Normal / Eco)	405W / 323W	425W / 323W	405W / 323W
Networked Standby / Energy Saving	2.41W / 0.31W		
Dimension Excluding Feet (D X W X H)			
	219 x 377 x 101 mm		
Weight			
	Approx. 4.3kg	Approx. 4.4kg	Approx. 4.3kg
Fan Noise (Normal / Eco)			
	39dB / 29dB		

¹ Lamp life will vary depending upon mode selected, environmental conditions and usage. Lamp brightness decreases over time.

² Colour brightness (colour light output) and white brightness (white light output) will vary depending on usage conditions. Colour light output measured in accordance with IDMS 15:4; white light output measured in accordance with ISO 21118.

³ Maximum speed and range is achievable when used with same enhanced mode technology. Actual data rates, features and performance may vary depending on your computer system, the environment and other factors.

⁴ When used in the general office environment (the amount of floating dust: 0.04 - 0.2 mg/m³). Based on the Epson's in-house test results.

Supplied Accessories

Remote Control
Battery for Remote Control (AA x 2)
Power Cable: 1.8m
Computer Cable: 1.8m

Optional Accessories

Spare Lamp: ELPLP95
Air Filter: ELPAF41
Wireless LAN Unit: ELPAP10
Soft Carrying Case: ELPKS68
Ceiling Mount: ELPMB23

EB-2155W / EB-2065 / EB-2055



©2017 Epson India Pvt. Ltd. All Rights Reserved. Reproduction in part or in whole, without the written permission from Epson, is strictly prohibited.

EPSON and EXCEED YOUR VISION are registered trademarks of Seiko Epson Corporation.

All other product names and other company names used herein are for identification purposes only and are the trademarks or registered trademarks of their respective owners.

Epson disclaims any and all rights in those marks. Projected images shown herein are simulations. The actual product design and contents may vary. Specifications are subject to change without notice and may vary between countries. Please check with local Epson offices for more information.

Apple, iPad and iPhone are trademarks of Apple Inc., registered in the U.S. and other countries. App Store is a service mark of Apple Inc.

Android is a trademark of Google Inc.

Information correct as at January 2018

EPSON INDIA PVT. LTD.

12th Floor, The Millenia, Tower A, No.1,
Murphy Road, Ulsoor, Bangalore - 560 008.
Tel: 080-30515000 Fax: 080-30515005

Regional Offices:

Ahmedabad - 26407176/77, Chennai - 30277500/11, Cochin - 4012315,
Coimbatore - 98942 19200, Kolkata - 65009370/77, Mumbai - 28261515/17,
New Delhi - 46585444, Pune - 30286000, Secunderabad - 40359898



Epson Helpline:

For product info, service or to order a ribbon cartridge - 1800 425 0011
For service - 1860 3000 1600 (9AM - 6PM) (Mon - Sat)

www.epson.co.in

Dealer's Stamp

