

Inspiron 24-5400

Setup and Specifications



Notes, cautions, and warnings

 **NOTE:** A NOTE indicates important information that helps you make better use of your product.

 **CAUTION:** A CAUTION indicates either potential damage to hardware or loss of data and tells you how to avoid the problem.

 **WARNING:** A WARNING indicates a potential for property damage, personal injury, or death.


Chapter 1: Set up your computer.....	4
Chapter 2: Views of Inspiron 24-5400.....	7
Front.....	7
Retractable camera	8
Back.....	9
Back panel.....	9
Bottom.....	11
Tilt.....	12
Chapter 3: Retractable camera.....	15
Chapter 4: Specifications of Inspiron 24-5400.....	16
Stand.....	16
Dimensions and weight.....	18
Processor.....	18
Chipset.....	19
Operating system.....	19
Memory.....	19
Ports and connectors.....	20
Ethernet.....	21
Wireless module.....	21
Audio.....	21
Storage.....	22
Media-card reader.....	22
Camera.....	23
Display.....	23
Power adapter.....	24
GPU—Integrated.....	25
GPU—Discrete.....	25
Operating and storage environment.....	25
Chapter 5: Getting help and contacting Dell.....	26

Set up your computer

1. Set up the keyboard and mouse.

i **NOTE:** For setup instructions, see the documentation shipped with the keyboard and mouse.

2. Connect the power cable.



3. Press the power button.



4. Finish Windows setup.

Follow the on-screen instructions to complete the setup. When setting up, Dell recommends that you:

- Connect to a network for Windows updates.
NOTE: If connecting to a secured wireless network, enter the password for the wireless network access when prompted.
- If connected to the internet, sign-in with or create a Microsoft account. If not connected to the internet, create an offline account.
- On the **Support and Protection** screen, enter your contact details.

5. Locate and use Dell apps from the Windows Start menu—Recommended

Table 1. Locate Dell apps






Resources	Description
	My Dell Centralized location for key Dell applications, help articles, and other important information about your computer. It also notifies you about the warranty status, recommended accessories, and software updates if available.
	Dell Update Updates your computer with critical fixes and latest device drivers as they become available. For more information about using Dell Update, see the knowledge base article 000149088 at www.dell.com/support .

Table 1. Locate Dell apps (continued)

Resources	Description
	<p>Dell Digital Delivery</p> <p>Download software applications, which are purchased but not preinstalled on your computer. For more information about using Dell Digital Delivery, see the knowledge base article 000129837 at www.dell.com/support.</p>
	<p>SupportAssist</p> <p>SupportAssist proactively and predictively identifies hardware and software issues on your computer and automates the engagement process with Dell Technical support. It addresses performance and stabilization issues, prevents security threats, monitors, and detects hardware failures. For more information, see <i>SupportAssist for Home PCs User's Guide</i> at www.dell.com/serviceabilitytools. Click SupportAssist and then, click SupportAssist for Home PCs.</p> <p> NOTE: In SupportAssist, click the warranty expiry date to renew or upgrade your warranty.</p>

Views of Inspiron 24-5400

Front



1. Retractable-camera assembly

Enables you to videochat, capture photos, and record videos. This camera can be retracted to protect your privacy.

2. Left speaker

Provides audio output.

3. Digital-array microphones (2)


Provide digital sound input for audio recording, voice calls, and so on.

4. Right speaker

Provides audio output.

Retractable camera

Retractable camera for computers shipped with IR camera



1. Infrared emitter

Emits infrared light, which enables the infrared camera to sense and track motion.

2. Infrared camera

Enhances security when paired with Windows Hello face authentication.

3. Camera

Enables you to video chat, capture photos, and record videos.

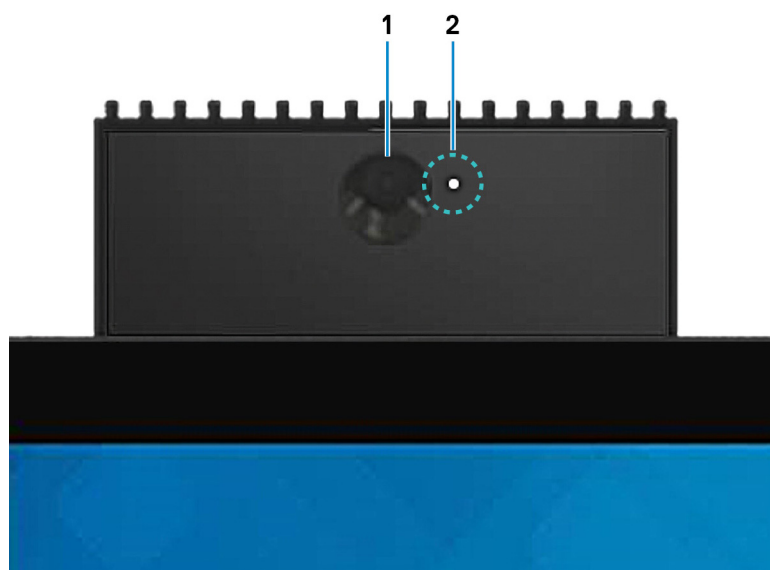
4. Infrared emitter

Emits infrared light, which enables the infrared camera to sense and track motion.

5. Camera-status light

Turns on when the camera is in use.

Retractable camera for computers shipped with HD camera



1. Camera

Enables you to video chat, capture photos, and record videos.

2. Camera-status light

Turns on when the camera is in use.

Back

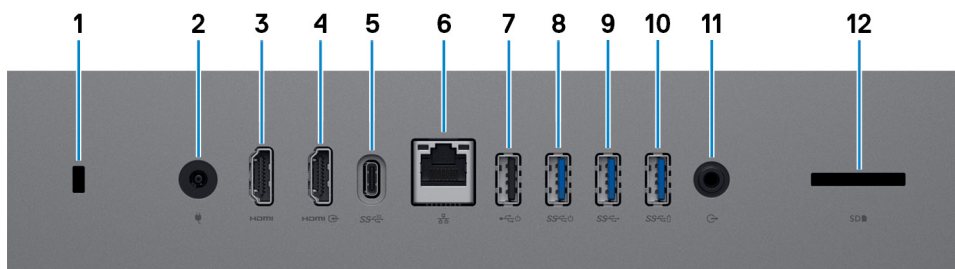


1. Back panel

Connect USB, audio, video, and other devices.

For more information on the rear ports, see [Back panel](#).

Back panel



1. Security-cable slot (for Kensington locks)

Connect a security cable to prevent unauthorized movement of your computer.

2. Power-adapter port

Connect a power adapter to provide power to your computer.

3. HDMI port

Connect to a TV, external display or another HDMI-in enabled device. Provides video and audio output.


4. HDMI-in port

Connect a gaming console, Blu-ray player, or other HDMI-out enabled device.

5. USB 3.1 Gen 2 Type-C port

Connect peripherals such as external storage devices and printers.

Provides data transfer speeds up to 10 Gbps. PowerShare enables you to charge connected USB devices.


 **NOTE:** Connected USB devices will not charge when the computer is turned off. Please set BIOS Deep Sleep control to disabled to start charging when the computer is powered off.

6. Network port

Connect an Ethernet (RJ45) cable from a router or a broadband modem for network or Internet access, with a transfer rate of 10/100/1000 Mbps.


7. USB 2.0 port with Power on/Wake-up support

Connect peripherals such as external storage devices and printers. Provides data transfer speeds up to 480 Mbps. Wake the computer from standby with the keyboard or mouse connected to this port.

 **NOTE:** Set the BIOS Deep Sleep control to disabled to enable Wake up when the computer is powered off.

8. USB 3.1 Gen 1 port with Power on/Wake-up support

Connect peripherals such as external storage devices and printers. Provides data transfer speeds up to 5 Gbps. Wake the computer from standby with the keyboard or mouse connected to this port.

 **NOTE:** Set the BIOS Deep Sleep control to disabled to enable Wake up when the computer is powered off.


9. USB 3.1 Gen 1 port

Connect devices such as external storage devices and printers. Provides data transfer speeds up to 5 Gbps.

10. USB 3.1 Gen 1 port with PowerShare

Connect peripherals such as external storage devices and printers.

Provides data transfer speeds up to 5 Gbps. PowerShare enables you to charge connected USB devices.

 **NOTE:** Connected USB devices will not charge when the computer is turned off. Please set BIOS Deep Sleep control to disabled to start charging when the computer is powered off.

11. Audio-out port

Connect audio-output devices such as speakers, amplifiers, and so on.

12. SD-card slot

Reads from and writes to the SD card, supporting the following cards:

- SD card
- SD High Capacity (SDHC) card
- SD Extended Capacity (SDXC) card
- micro Secure Digital (mSD)
- micro Secure Digital High Capacity (mSDHC)
- micro Secure Digital Extended Capacity (mSDXC)

Bottom



1. Power button

Press to turn on the computer if it is turned off, in sleep state, or in hibernate state.

When the computer is turned on, press the power button to put the computer into sleep state; press and hold the power button for 10 seconds to force shut-down the computer.

NOTE: You can customize the power-button behavior in Windows. For more information, see *Me and My Dell* at www.dell.com/support/manuals.

2. Display Built-in Self Test button

Press to test the display.

3. Service Tag label

The Service Tag is a unique alphanumeric identifier that enables Dell service technicians to identify the hardware components in your computer and access warranty information.

Tilt

Bipod stand



Arch stand



A-Frame stand



Retractable camera

Push the top of camera to extend or retract the camera. Extend the camera before use and retract the camera to protect your privacy when not in use.



Specifications of Inspiron 24-5400

Stand

Table 2. Stand

Description	Bipod stand	Arch stand	A-Frame stand
Height	131.40 mm (5.17 in.)	127.71 mm (5.02 in.)	135 mm (5.31 in.)
Width	477 mm (18.77 in.)	462 mm (18.18 in.)	531.8 mm (20.93 in.)
Depth	193.4 mm (7.61 in.)	182 mm (7.16 in.)	202.3 mm (7.96 in.)
Weight	0.38 kg (0.84 lb)	0.59 kg (1.30 lb)	0.62 kg (1.36 lb)

Bipod stand

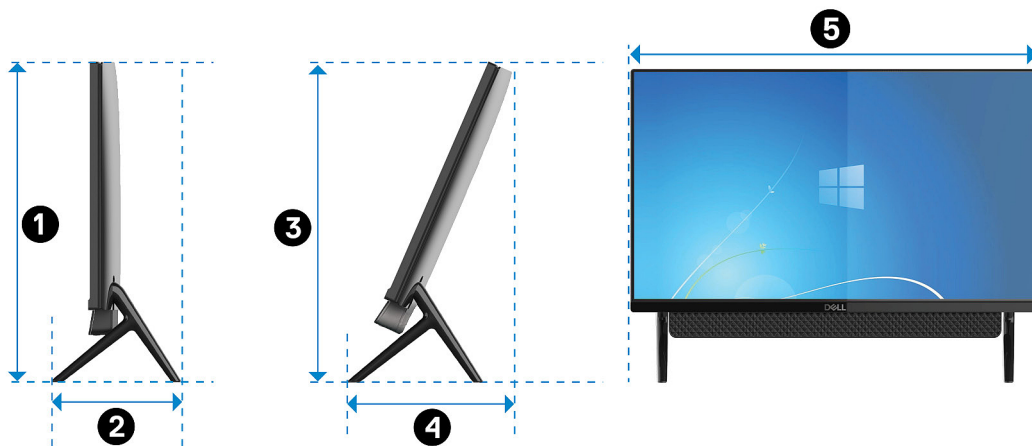


Table 3. Bipod stand dimensions

Description	Dimensions
①	412.80 mm (16.25 in.)
②	193.40 mm (7.61 in.)
③	395 mm (15.55 in.)
④	213.70 mm (8.41 in.)
⑤	539.65 mm (21.24 in.)

Arch stand

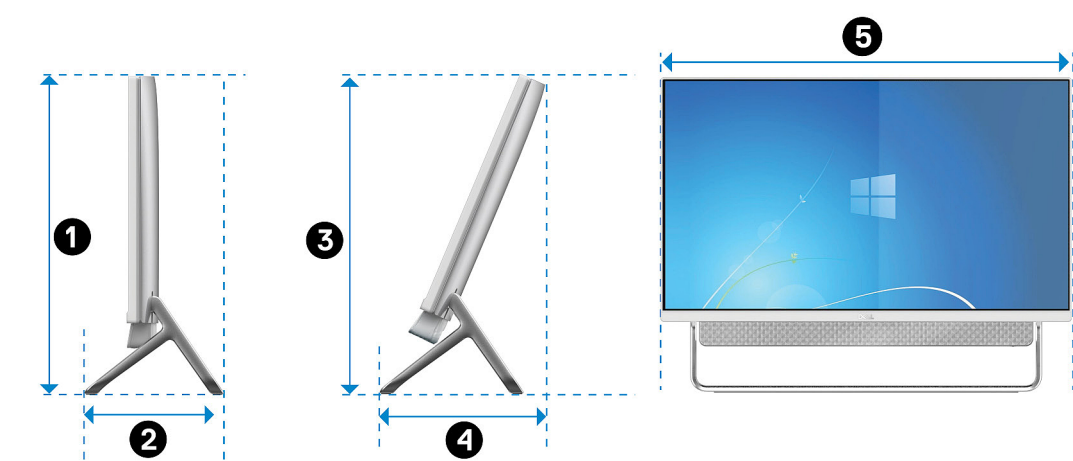


Table 4. Arch stand

Description	Dimensions
1	412.80 mm (16.25 in.)
2	182 mm (7.16 in.)
3	395 mm (15.55 in.)
4	217.95 mm (8.59 in.)
5	539.65 mm (21.24 in.)

A-Frame stand

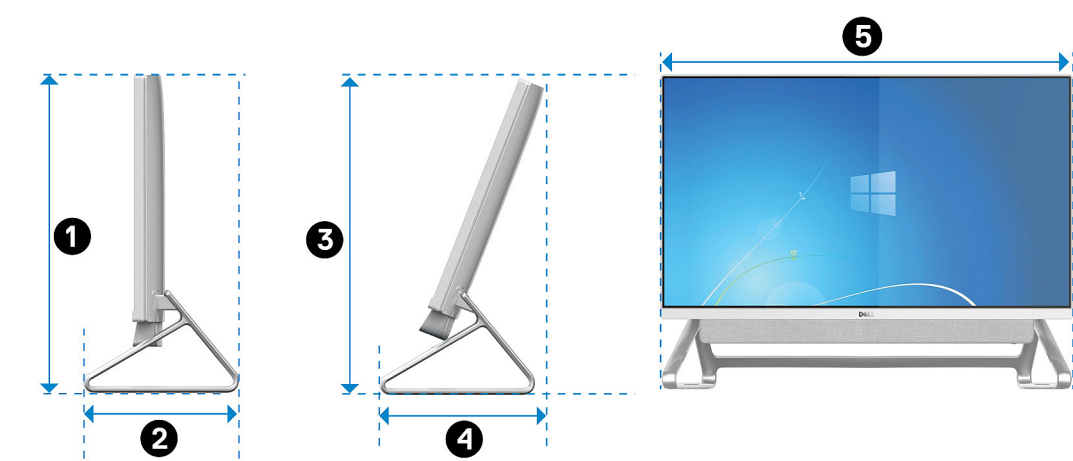


Table 5. A-Frame stand dimensions




Description	Dimensions
1	412.80 mm (16.25 in.)

Table 5. A-Frame stand dimensions (continued)

Description	Dimensions
②	202.30 mm (7.96 in.)
③	395 mm (15.55 in.)
④	215 mm (8.46 in.)
⑤	539.65 mm (21.24 in.)

Dimensions and weight

Table 6. Computer dimensions and weight (without stand)

Description		Values
Height		351.65 mm (13.85 in.) with Bipod, Arch and A-Frame stand  NOTE: The height of your computer varies depending on the stand installed.
Width		539.65 mm (21.24 in.) with Bipod, Arch and A-Frame stand  NOTE: The width of your computer varies depending on the stand installed.
Depth		41.80 mm (1.64 in.)
Weight:		
	Touchscreen	4.74 kg (10.44 lb)
	Non-touchscreen	5.02 kg (11.06 lb)
		 NOTE: The weight of your computer varies depending on the configuration ordered and the manufacturing variability.

Processor

The following table lists the details of the processors supported by your Inspiron 24-5400.

Table 7. Processor

Description	Option one	Option two	Option three
Processor type	11 th Generation Intel Core i3 (1115G4)	11 th Generation Intel Core i5 (1135G7)	11 th Generation Intel Core i7 (1165G7)
Processor wattage	15 W	15 W	15 W
Processor core count	2	4	4
Processor thread count	4	8	8
Processor speed	Up to 4.1 GHz	Up to 4.2 GHz	Up to 4.7 GHz

Table 7. Processor (continued)

Description	Option one	Option two	Option three
Processor cache	6 MB	8 MB	12 MB
Integrated graphics	Intel UHD Graphics	Intel Iris Xe Graphics	Intel Iris Xe Graphics

Chipset

The following table lists the details of the chipset supported by your Inspiron 24-5400.

Table 8. Chipset

Description	Values
Chipset	Integrated in the processor
Processor	11 th Generation Intel Core i3/i5/i7
DRAM bus width	64 bit
Flash EPROM	32 MB
PCIe bus	PCIe 3.0

Operating system

Your Inspiron 24-5400 supports the following operating systems:

- Windows 11 Home, 64-bit
- Windows 11 Pro, 64-bit
- Windows 11 Pro National Academic, 64-bit
- Windows 10 Home, 64-bit
- Windows 10 Pro, 64-bit

Memory

The following table lists the memory specifications of your Inspiron 24-5400.

Table 9. Memory specifications

Description	Values
Memory slots	Two SODIMM slots
Memory type	Dual-channel DDR4
Memory speed	2666 MHz
Maximum memory configuration	32 GB
Minimum memory configuration	4 GB
Memory size per slot	4 GB, 8 GB, 12 GB, 16 GB and 32 GB
Memory configurations supported	<ul style="list-style-type: none">• 4 GB, 1 x 4 GB, DDR4, 2666 MHz



Table 9. Memory specifications (continued)

Description	Values
	<ul style="list-style-type: none"> • 8 GB, 1 x 8 GB, DDR4, 2666 MHz • 8 GB, 2 x 4 GB, DDR4, 2666 MHz • 12 GB, 1 x 8 GB + 1 x 4 GB, DDR4, 2666 MHz • 16 GB, 1 x 16 GB, DDR4, 2666 MHz • 16 GB, 2 x 8 GB, DDR4, 2666 MHz • 32 GB, 1 x 32 GB, DDR4, 2666 MHz • 32 GB, 2 x 16 GB, DDR4, 2666 MHz

Ports and connectors

The following table lists the external and internal ports available on your Inspiron 24-5400.

Table 10. Ports and connectors

Description	Values
External:	
Network	One RJ-45 port
USB	<ul style="list-style-type: none"> • One USB 2.0 port with Power on/Wake-up support • One USB 3.1 Gen 1 port • One USB 3.1 port with Power on/Wake-up support • One USB 3.1 Gen 1 port with PowerShare • One USB 3.1 Gen 2 (Type-C) port
Audio	Audio-out port
Video	<ul style="list-style-type: none"> • One HDMI 1.4 port •  NOTE: The maximum resolution supported by the HDMI port is 1920 x 1080 at 60 Hz (24-bit). • One HDMI-in 1.4 port
Media-card reader	One SD-card slot
Power port	One 4.5 mm x 2.9 mm DC-in adapter port
Security	Kensington slot
Internal:	
PCIe expansion card slots	Not supported
M.2	<ul style="list-style-type: none"> • One M.2 slot for Wi-Fi and Bluetooth combo card • One PCIe M.2 2230/2242 slot for solid-state drive <p> NOTE: To learn more about the features of different types of M.2 cards, see the knowledge base article 000144170 at www.dell.com/support .</p>

Ethernet

The following table lists the wired Ethernet Local Area Network (LAN) specifications of your Inspiron 24-5400.

Table 11. Ethernet specifications

Description	Values
Model number	Realtek RTL8111HSD-CG PCIe Gigabit Ethernet controller (integrated on system board)
Transfer rate	10/100/1000 Mbps

Wireless module

The following table lists the Wireless Local Area Network (WLAN) modules supported on your Inspiron 24-5400.

Table 12. Wireless module specifications

Description	Option one	Option two
Model number	Intel 9462	Intel AX201
Transfer rate	Up to 433 Mbps	Up to 2400 Mbps
Frequency bands supported	Dual band 2.4 GHz/5 GHz	Dual band 2.4 GHz/5 GHz
Wireless standards	<ul style="list-style-type: none">• Wi-Fi 802.11a/b/g• Wi-Fi 4 (Wi-Fi 802.11n)• Wi-Fi 5 (Wi-Fi 802.11ac)	<ul style="list-style-type: none">• Wi-Fi 802.11a/b/g• Wi-Fi 4 (Wi-Fi 802.11n)• Wi-Fi 6 (Wi-Fi 802.11ax)
Encryption	<ul style="list-style-type: none">• 64-bit/128-bit WEP• AES-CCMP• TKIP	<ul style="list-style-type: none">• 64-bit/128-bit WEP• AES-CCMP• TKIP
Bluetooth	Bluetooth 5.0	Bluetooth 5.1

Audio

The following table lists the audio specifications of your Inspiron 24-5400.

Table 13. Audio specifications

Description	Values
Audio controller	Realtek ALC3289-CG
Stereo conversion	Supported
Internal audio interface	High definition audio interface
External audio interface	Universal Audio Jack/HDMI 1.4 port
Number of speakers	2
Internal-speaker amplifier	Supported
External volume controls	Not supported

Table 13. Audio specifications (continued)

Description		Values
Speaker output:		
	Average speaker output	5 W
	Peak speaker output	6 W
Subwoofer output		Not supported
Microphone		Digital-array microphones

Storage

This section lists the storage options on your Inspiron 24-5400.

Your computer supports one of the following configurations:

- One 2.5-inch hard-disk drive
- One M.2 2230 solid-state drive
- One 2.5-inch hard drive and one M.2 2230 solid-state drive

Table 14. Storage specifications

Storage type	Interface type	Capacity
One 2.5-inch hard-disk drive	SATA AHCI 6 Gbps	Up to 2 TB
One M.2 2230 solid-state drive	PCIe Gen3.0x4 NVMe, up to 32 Gbps	Up to 1 TB

Media-card reader

The following table lists the media cards supported by your Inspiron 24-5400.

Table 15. Media-card reader specifications

Description	Values
Media-card type	One SD-card slot
Media-cards supported	<ul style="list-style-type: none"> • SD card • SD High Capacity (SDHC) card • SD Extended Capacity (SDXC) card • micro Secure Digital (mSD) • micro Secure Digital High Capacity (mSDHC) • micro Secure Digital Extended Capacity (mSDXC)
NOTE: The maximum capacity supported by the media-card reader varies depending on the standard of the media card installed in your computer.	

Camera

The following table lists the camera specifications of your Inspiron 24-5400.

Table 16. Camera specifications

Description		Values
Number of cameras		One
Camera type		<ul style="list-style-type: none">• HD RGB camera• FHD RGB + infrared camera
Camera location		Front camera
Camera sensor type		CMOS sensor technology
Camera resolution:		
	Still image	<ul style="list-style-type: none">• 0.92 megapixels (HD camera)• 2.07 megapixels (FHD camera)
	Video	<ul style="list-style-type: none">• 1280 x 720 (HD) at 30 fps (HD RGB camera)• 1920 x 1080 (FHD) at 30 fps (FHD RGBIr camera)
Infrared camera resolution:		
	Still image	0.3 megapixel
	Video	640 x 480 (VGA) at 30 fps
Diagonal viewing angle:		
	Camera	<ul style="list-style-type: none">• 74.6 degrees (HD camera)• 77.5 degrees (FHD camera)
	Infrared camera	82.9 degrees

Display

The following table lists the display specifications of your Inspiron 24-5400.

Table 17. Display specifications

Description		Values
Display type		Full High Definition (FHD)
Display-panel technology		Wide Viewing Angle (WVA)
Display-panel dimensions (active area):		
	Height	296.46 mm (11.67 in.)
	Width	527.04 mm (20.74 in.)
	Diagonal	604.70 mm (23.80 in.)
Display-panel native resolution		1920 x 1080
Luminance (typical)		250 nits

Table 17. Display specifications (continued)

Description	Values
Megapixels	2.07
Color gamut	72% NTSC
Pixels Per Inch (PPI)	92
Contrast ratio (min)	700:1
Response time (max)	25 ms
Refresh rate	60 Hz
Horizontal view angle	+/- 85 degrees (minimum)
Vertical view angle	+/- 85 degrees (minimum)
Pixel pitch	0.2745 mm x 0.2745 mm
Power consumption (maximum)	15.24 W
Anti-glare vs glossy finish	Anti-glare
Touch options	Yes

Power adapter

The following table lists the power adapter specifications of your Inspiron 24-5400.

Table 18. Power adapter specifications

Description	Option one	Option two
Type	90 W	130 W
Connector dimensions:		
External diameter	4.5 mm	4.5 mm
Internal diameter	2.9 mm	2.9 mm
Input voltage	100 VAC-240 VAC	100 VAC-240 VAC
Input frequency	50 Hz-60 Hz	50 Hz-60 Hz
Input current (maximum)	1.50 A	2.50 A
Output current (continuous)	4.62 A	6.70 A
Rated output voltage	19.50 VDC	19.50 VDC
Temperature range:		
Operating	0°C to 40°C (32°F to 104°F)	0°C to 40°C (32°F to 104°F)
Storage	-40°C to 70°C (-40°F to 158°F)	-40°C to 70°C (-40°F to 158°F)

GPU—Integrated

The following table lists the specifications of the integrated Graphics Processing Unit (GPU) supported by your Inspiron 24-5400.

Table 19. GPU—Integrated

Controller	Memory size	Processor
Intel UHD Graphics	Shared system memory	11 th Generation Intel Core i3
Intel Iris Xe Graphics	Shared system memory	11 th Generation Intel Core i5/i7

GPU—Discrete

The following table lists the specifications of the discrete Graphics Processing Unit (GPU) supported by your Inspiron 24-5400.

Table 20. GPU—Discrete

Controller	Memory size	Memory type
NVIDIA GeForce MX 330	2 GB	GDDR5

Operating and storage environment

This table lists the operating and storage specifications of your Inspiron 24-5400.

Airborne contaminant level: G1 as defined by ISA-S71.04-1985

Table 21. Computer environment

Description	Operating	Storage
Temperature range	5°C to 35°C (32°F to 95°F)	–40°C to 65°C (–40°F to 149°F)
Relative humidity (maximum)	20% to 80% (non-condensing)	5% to 95% (non-condensing)
Vibration (maximum)*	0.26 GRMS	1.37 GRMS
Shock (maximum)	40 G†	105 G‡
Altitude range	3048	10668

* Measured using a random vibration spectrum that simulates user environment.



† Measured using a 2 ms half-sine pulse when the hard drive is in use.

Getting help and contacting Dell

Self-help resources


You can get information and help on Dell products and services using these self-help resources:


Table 22. Self-help resources

Self-help resources	Resource location
Information about Dell products and services	www.dell.com
My Dell app	
Tips	
Contact Support	In Windows search, type <code>Contact Support</code> , and press Enter.
Online help for operating system	www.dell.com/support/windows
Access top solutions, diagnostics, drivers and downloads, and learn more about your computer through videos, manuals and documents.	<p>Your Dell computer is uniquely identified by a Service Tag or Express Service Code. To view relevant support resources for your Dell computer, enter the Service Tag or Express Service Code at www.dell.com/support.</p> <p>For more information on how to find the Service Tag for your computer, see Locate the Service Tag on your computer.</p>
Dell knowledge base articles for a variety of computer concerns	<ol style="list-style-type: none"> 1. Go to www.dell.com/support. 2. On the menu bar at the top of the Support page, select Support > Knowledge Base. 3. In the Search field on the Knowledge Base page, type the keyword, topic, or model number, and then click or tap the search icon to view the related articles.

Contacting Dell

To contact Dell for sales, technical support, or customer service issues, see www.dell.com/contactdell.

 **NOTE:** Availability varies by country/region and product, and some services may not be available in your country/region.

 **NOTE:** If you do not have an active Internet connection, you can find contact information about your purchase invoice, packing slip, bill, or Dell product catalog.