

Latitude 7320

Setup and Specifications



Notes, cautions, and warnings

 **NOTE:** A NOTE indicates important information that helps you make better use of your product.

 **CAUTION:** A CAUTION indicates either potential damage to hardware or loss of data and tells you how to avoid the problem.

 **WARNING:** A WARNING indicates a potential for property damage, personal injury, or death.

Chapter 1: Set up your Latitude 7320.....	4
Chapter 2: Views of Latitude 7320.....	6
Right.....	6
Left.....	6
Top.....	7
Display.....	8
Bottom.....	9
Modes.....	9
Battery Charge and Status LED	12
Chapter 3: Specifications of Latitude 7320.....	13
Dimensions and weight.....	13
Processor.....	13
Chipset.....	14
Operating system.....	14
Memory.....	14
Internal slots.....	15
External ports.....	15
Wireless module.....	16
WWAN module.....	16
Audio.....	17
Storage.....	17
Media-card reader.....	18
Keyboard.....	18
Camera.....	18
Touchpad.....	19
Power adapter.....	20
Battery.....	20
Display.....	21
Fingerprint reader.....	22
GPU—Integrated.....	23
Operating and storage environment.....	23
Chapter 4: Keyboard shortcuts.....	24
Chapter 5: Getting help and contacting Dell.....	26

Set up your Latitude 7320

The images in this document may differ from your computer depending on the configuration you ordered.

1. Connect the power adapter and press the power button.



NOTE: The battery may go into power-saving mode during shipment to conserve charge on the battery. Ensure that the power adapter is connected to your computer when it is turned on for the first time.

2. Finish operating system setup.

For Ubuntu:

Follow the on-screen instructions to complete the setup. For more information about installing and configuring Ubuntu, see the knowledge base articles [SLN151664](#) and [SLN151748](#) at www.dell.com/support.

For Windows:

Follow the on-screen instructions to complete the setup. When setting up, Dell recommends that you:

- Connect to a network for Windows updates.
 - NOTE:** If connecting to a secured wireless network, enter the password for the wireless network access when prompted.
- If connected to the internet, sign-in with or create a Microsoft account. If not connected to the internet, create an offline account.
- On the **Support and Protection** screen, enter your contact details.

3. Locate and use Dell apps from the Windows Start menu—Recommended

Table 1. Locate Dell apps






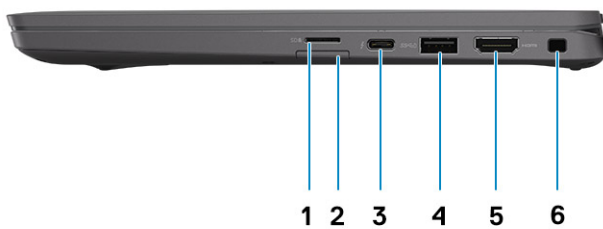
Resources	Description
	Dell Product Registration Register your computer with Dell.

Table 1. Locate Dell apps (continued)

Resources	Description
	<p>Dell Help & Support</p> <p>Access help and support for your computer.</p>
	<p>SupportAssist</p> <p>SupportAssist is the smart technology that keeps your computer running at its best by optimizing settings, detecting issues, removing viruses and notifies when you need to make system updates. SupportAssist proactively checks the health of your system's hardware and software. When an issue is detected, the necessary system state information is sent to Dell to begin troubleshooting. SupportAssist is preinstalled on most of the Dell devices running Windows operating system. For more information, see SupportAssist for Home PCs User's Guide on www.dell.com/serviceabilitytools.</p> <p>NOTE: In SupportAssist, click the warranty expiry date to renew or upgrade your warranty.</p>
	<p>Dell Update</p> <p>Updates your computer with critical fixes and latest device drivers as they become available. For more information about using Dell Update, see the knowledge base article 000149088 at www.dell.com/support.</p>
	<p>Dell Digital Delivery</p> <p>Download software applications, which are purchased but not pre-installed on your computer. For more information about using Dell Digital Delivery, see the knowledge base article 000129837 at www.dell.com/support.</p>

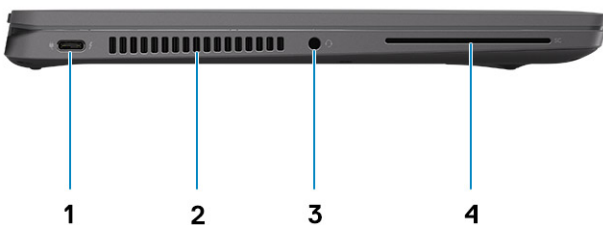
Views of Latitude 7320

Right



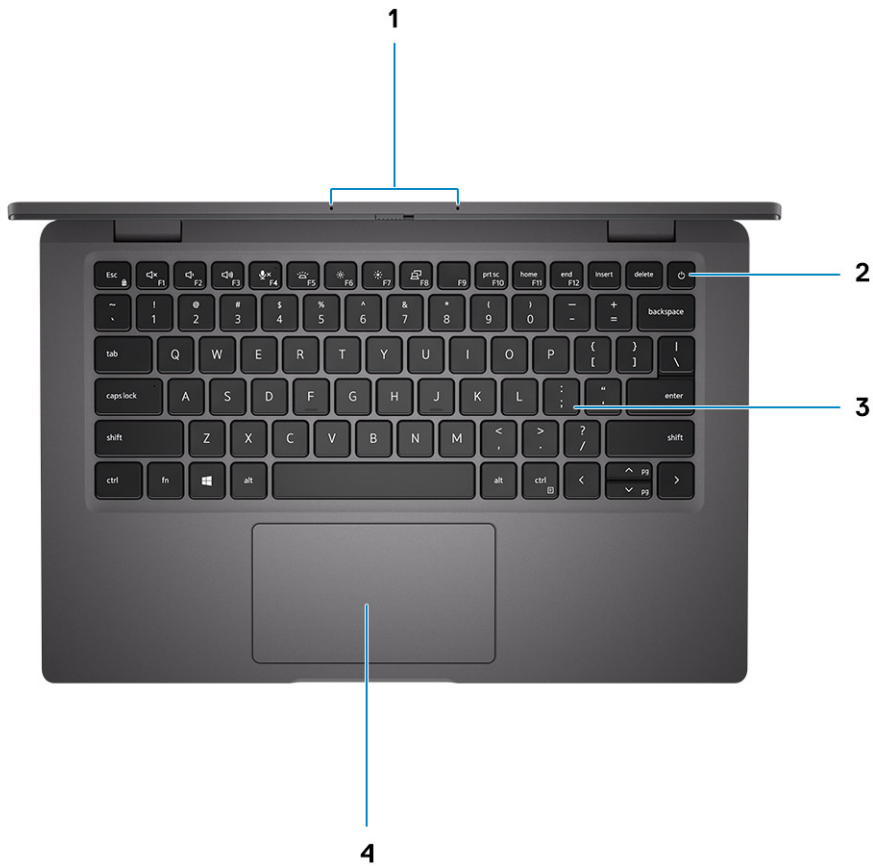
1. microSD-card slot
2. micro-SIM card slot (optional with WWAN configuration only)
3. Thunderbolt 4 port with DisplayPort Alt Mode/USB4/Power Delivery
4. USB 3.2 Gen 1 port with PowerShare
5. HDMI 2.0 port
6. Wedge-shaped lock slot

Left



1. Thunderbolt 4 port with DisplayPort Alt Mode/USB4/Power Delivery
2. Air vents
3. Headset (headphone and microphone combo) port
4. Smart card reader slot (optional)

Top



- 1. Microphone array
- 3. Keyboard

- 2. Power button (with optional Fingerprint reader)
- 4. Touchpad

Display



- | | |
|--|--------------------------|
| 1. Proximity sensor (optional) | 2. IR emitter (optional) |
| 3. RGB or IR Camera (optional) | 4. Camera shutter |
| 5. Camera status LED | 6. IR emitter (optional) |
| 7. Ambient Light Sensor (ALS) (optional) | 8. LCD panel |
| 9. LED indicator | |

Bottom



1. Speakers
2. Service tag label
3. Air vents

Modes

NOTE: The modes are applicable only to Latitude 7320 2-in-1 (an upsell option).

Laptop mode



Tablet mode



Stand mode



Tent mode



Battery Charge and Status LED

Table 2. Battery Charge and Status LED Indicator

Power Source	LED Behavior	System Power State	Battery Charge Level
AC Adapter	Off	S0 - S5	Fully Charged
AC Adapter	Solid White	S0 - S5	< Fully Charged
Battery	Off	S0 - S5	11-100%
Battery	Solid Amber (590+/-3 nm)	S0 - S5	< 10%


- S0 (ON) - System is turned on.
- S4 (Hibernate) - The system consumes the least power compared to all other sleep states. The system is almost at an OFF state, expect for a trickle power. The context data is written to hard drive.
- S5 (OFF) - The system is in a shutdown state.

Specifications of Latitude 7320

Dimensions and weight

The following table lists the height, width, depth, and weight of your Latitude 7320.

Table 3. Dimensions and weight

Description	Values
Height:	
Front height	<ul style="list-style-type: none"> • 16.96 mm (0.67 in.) - Carbon Fiber • 16.71 mm (0.65 in.) - Aluminium • 16.40 mm (0.65 in.) - 2-in-1
Rear height	<ul style="list-style-type: none"> • 18.36 mm (0.722 in.) - Carbon Fiber • 18.00 mm (0.708 in.) - Aluminium • 18.60 mm (0.732 in.) - 2-in-1
Width	<ul style="list-style-type: none"> • 306.50 mm (12.07 in.) - Carbon Fiber • 306.50 mm (12.07 in.) - Aluminium • 306.50 mm (12.07 in.) - 2-in-1
Depth	<ul style="list-style-type: none"> • 199.5 mm (7.85 in.) - Carbon Fiber • 199.5 mm (7.85 in.) - Aluminium • 199.5 mm (7.85 in.) - 2-in-1
Weight (maximum)	<ul style="list-style-type: none"> • 1.12 kg (2.48 lb) - Carbon Fiber • 1.29 kg (2.84 lb) - Aluminium • 1.39 kg (3.06 lb) - 2-in-1 <p> NOTE: The weight of your computer depends on the configuration ordered and manufacturing variability.</p>

Processor

The following table lists the details of the processors supported by your Latitude 7320.

Table 4. Processor

Description	Option one	Option two	Option three	Option four
Processor type	11 th Generation Intel Core i5-1135G7 Non-vPro	11 th Generation Intel Core i5-1145G7 vPro	11 th Generation Intel Core i7-1165G7 Non-vPro	11 th Generation Intel Core i7-1185G7 vPro
Processor wattage	<ul style="list-style-type: none"> • Maximum TDP: 28 W • cTDP: 13 W - 15 W 	<ul style="list-style-type: none"> • Maximum TDP: 28 W • cTDP: 13 W - 15 W 	<ul style="list-style-type: none"> • Maximum TDP: 28 W • cTDP: 13 W - 15 W 	<ul style="list-style-type: none"> • Maximum TDP: 28 W • cTDP: 13 W - 15 W
Processor core count	4	4	4	4

Table 4. Processor (continued)

Description	Option one	Option two	Option three	Option four
Processor thread count	8	8	8	8
Processor speed	2.40 GHz to 4.20 GHz	2.60 GHz to 4.40 GHz	2.80 GHz to 4.70 GHz	3.00 GHz to 4.80 GHz
Processor cache	8 MB	8 MB	12 MB	12 MB
Integrated graphics	Intel Iris X ^e Graphics	Intel Iris X ^e Graphics	Intel Iris X ^e Graphics	Intel Iris X ^e Graphics

Chipset

The following table lists the details of the chipset supported by your Latitude 7320.

Table 5. Chipset

Description	Values
Chipset	Tiger Lake U PCH
Processor	11 th Generation Intel Core i5/i7
DRAM bus width	64-bit
Flash EPROM	32 MB
PCIe bus	Up to Gen4

Operating system

Your Latitude 7320 supports the following operating systems:

- Windows 11 Home, 64-bit
- Windows 11 Pro, 64-bit
- Windows 11 Pro National Academic, 64-bit
- Windows 10 Home, 64-bit
- Windows 10 Pro, 64-bit
- Ubuntu 20.04 LTS, 64-bit

Memory

The following table lists the memory specifications of your Latitude 7320.

Table 6. Memory specifications


Description	Values
Memory slots	Integrated on the system board.  NOTE: You cannot upgrade the memory on your Latitude 7320
Memory type	Dual-channel LPDDR4x
Memory speed	4267 MHz


Table 6. Memory specifications (continued)

Description	Values
Maximum memory configuration	32 GB
Minimum memory configuration	8 GB
Memory size per slot	8 GB, 16 GB, 32 GB
Memory configurations supported	<ul style="list-style-type: none">• 8 GB• 16 GB• 32 GB

Internal slots

The following table lists the internal slots of your Latitude 7320.

Table 7. Internal slots

Description	Values
M.2	One M.2 2230/2280 Keyed M slot for solid-state drive  NOTE: To learn more about the features of different types of M.2 cards, see the knowledge base article 000144170 at www.dell.com/support .

External ports

The following table lists the external ports on your Latitude 7320.

Table 8. External ports

Description	Values
USB ports	<ul style="list-style-type: none">• One USB 3.2 Gen 1 port with PowerShare• Two Thunderbolt 4 ports with DisplayPort Alt Mode/USB4/Power Delivery
Audio port	Universal audio jack
Video port/ports	<ul style="list-style-type: none">• One HDMI 2.0 port• Two Thunderbolt 4 ports with DisplayPort Alt Mode/USB4/Power Delivery
Media-card reader	One microSD-card slot
Power-adaptor port	USB Type-C port with Power Delivery
Security-cable slot	One wedge-shaped lock slot

Wireless module

The following table lists the Wireless Local Area Network (WLAN) module supported on your Latitude 7320.

Table 9. Wireless module specifications

Description	Values
Model number	Intel AX201
Transfer rate	<ul style="list-style-type: none"> • 2.4 GHz 40M: Up to 574 Mbps • 5 GHz 80M: Up to 1.2 Gbps • 5 GHz 160M: Up to 2.4 Gbps
Frequency bands supported	2.4 GHz/5 GHz
Wireless standards	<ul style="list-style-type: none"> • WiFi 802.11a/b/g • Wi-Fi 4 (WiFi 802.11n) • Wi-Fi 5 (WiFi 802.11ac) • Wi-Fi 6 (802.11ax)
Encryption	<ul style="list-style-type: none"> • 64-bit and 128-bit WEP • TKIP • 128-bit AES-CCMP • 256-bit AES-GCMP
Bluetooth	Bluetooth 5.1

WWAN module

The following table lists the Wireless Wide Area Network (WWAN) module supported on your Latitude 7320.

WWAN module specifications

Description	Option one	Option two
Model number	<ul style="list-style-type: none"> • Qualcomm Snapdragon X20 Gigabit LTE CAT 16 (DW5821e; e-SIM enabled), WW excluding China, Turkey, US • Qualcomm Snapdragon X20 Gigabit LTE CAT 16 (DW5821e) WW • Qualcomm Snapdragon X20 Gigabit LTE CAT 16 (DW5821e) for AT&T, Verizon, and Sprint, US only 	<ul style="list-style-type: none"> • Qualcomm Snapdragon X20 LTE-A CAT 9 (DW5829e; e-SIM enabled) WW excluding China, Turkey, US • Qualcomm Snapdragon X20 LTE-A CAT 9 (DW5829e) WW • Qualcomm Snapdragon X20 LTE-A CAT 9 (DW5829e) for AT&T, Verizon, and Sprint, US only
Transfer rate	up to 1 Gbps DL/150 Mbps UL (Cat 16)	up to 450 Mbps DL/75 Mbps UL (Cat 9)
Frequency bands supported	<ul style="list-style-type: none"> • 1, 2, 3, 4, 5, 7, 8, 12, 13, 14, 17, 18, 19, 20, 25, 26, 28, 29, 30, 32, 38, 39, 40, 41, 42, 43, 46, 66 • HSPA+ (1, 2, 4, 5, 6, 8, 9, 19) 	<ul style="list-style-type: none"> • 1, 2, 3, 4, 5, 7, 8, 12, 13, 14, 17, 18, 19, 20, 25, 26, 28, 29, 30, 32, 38, 39, 40, 41, 66 • HSPA+ (1, 2, 4, 5, 6, 8)
Network standards	<ul style="list-style-type: none"> • LTE FDD/TDD • WCDMA/HSPA+ • GPS/GLONASS/Beidou/Galileo 	<ul style="list-style-type: none"> • LTE FDD/TDD • WCDMA/HSPA+ • GPS/GLONASS/Beidou/Galileo

Description	Option one	Option two
Antenna connector	<ul style="list-style-type: none"> • WWAN Main Antenna X 1 • WWAN Diversity Antenna X 1 • 4 x 4 MIMO Antenna x 2 	<ul style="list-style-type: none"> • WWAN Main Antenna X 1 • WWAN Diversity Antenna X 1
Temperature	<ul style="list-style-type: none"> • Normal operating temperature: -30°C to + 70°C • Extended Operating temperature: -40°C to +85°C 	<ul style="list-style-type: none"> • Normal operating temperature: -30°C to + 70°C • Extended Operating temperature: -40°C to +85°C

Audio

The following table lists the audio specifications of your Latitude 7320.

Table 10. Audio specifications

Description	Values	
Audio controller	Realtek ALC3281-CG	
Stereo conversion	Supported	
Internal audio interface	High-definition audio	
External audio interface	Universal audio jack	
Number of speakers	Two	
Internal-speaker amplifier	Supported (audio codec integrated)	
External volume controls	Keyboard shortcut controls	
Speaker output:		
	Average speaker output	2 W
	Peak speaker output	2.5 W
Subwoofer output	Not supported	
Microphone	Dual-array microphones	

Storage

Your computer supports the following configuration: The primary drive of your computer varies with the storage configuration.

- M.2 2230, PCIe x4 NVMe, Class 35 solid-state drive
- M.2 2280, PCIe x4 NVMe, Class 40 solid-state drive
- M.2 2280, PCIe x4 NVMe, Class 40 Self encrypting solid-state drive

Table 11. Storage specifications

Form factor	Interface type	Capacity
M.2 2230, Class 35 solid-state drive	Gen 3 PCIe x4 NVMe	Up to 512 GB
M.2 2280, Class 40 solid-state drive	Gen 3 PCIe x4 NVMe	Up to 1 TB
M.2 2280, Class 40 Self encrypting solid-state drive	Gen 3 PCIe x4 NVMe	Up to 512 GB

Media-card reader

The following table lists the media cards supported by your Latitude 7320.

Table 12. Media-card reader specifications

Description	Values
Media-card type	One micro-SD card slot
Media-cards supported	<ul style="list-style-type: none"> • Micro Secure Digital (mSD) • Micro Secure Digital High Capacity (mSDHC) • Micro Secure Digital Extended Capacity (mSDXC)
<p>NOTE: The maximum capacity supported by the media-card reader varies depending on the standard of the media card installed in your computer.</p>	

Keyboard

The following table lists the keyboard specifications of your Latitude 7320.

Table 13. Keyboard specifications

Description	Values
Keyboard type	<ul style="list-style-type: none"> • Standard non-backlit keyboard • Standard backlit keyboard
Keyboard layout	QWERTY/KANJI
Number of keys	<ul style="list-style-type: none"> • United States and Canada: 79 keys • United Kingdom: 80 keys • Japan: 83 keys
Keyboard size	X=18.05 mm key pitch Y=18.05 mm key pitch
Keyboard shortcuts	<p>Some keys on your keyboard have two symbols on them. These keys can be used to type alternate characters or to perform secondary functions. To type the alternate character, press Shift and the desired key. To perform secondary functions, press Fn and the desired key.</p> <p>NOTE: You can define the primary behavior of the function keys (F1–F12) changing Function Key Behavior in BIOS setup program.</p>

Camera

The following table lists the camera specifications of your Latitude 7320.

Table 14. Camera specifications

Description	Option 1	Option 2	Option 3	Option 4	Option 5
Number of cameras	One	One	One	One	One

Table 14. Camera specifications (continued)

Description	Option 1	Option 2	Option 3	Option 4	Option 5
Type	Integrated 2.7 mm HD RGB Webcam	Integrated 2.7 mm HD RGB/IR Webcam with Proximity Sensor and optional ALS	Integrated 6 mm HD RGB Webcam	Integrated 6 mm HD RGB/IR Webcam with Proximity Sensor and optional ALS	Integrated 6 mm FHD RGB/IR Webcam with Proximity Sensor and optional ALS
Location	Front	Front	Front	Front	Front
Sensor type	CMOS sensor technology	CMOS sensor technology	CMOS sensor technology	CMOS sensor technology	CMOS sensor technology
Resolution (RGB):					
Still Image	0.92	0.92	0.92	0.92	2
Video	1280 x 720 at 30 fps	1280 x 720 at 30 fps	1280 x 720 at 30 fps	1280 x 720 at 30 fps	1920 x 1080 at 30 fps
Diagonal viewing angle	74.9°	75.8°	78.6°	87°	87.6°
Resolution (IR):					
Still Image	NA	0.23	NA	0.23	0.23
Video	NA	640 x 360 at 15 fps	NA	640 x 360 at 15 fps	640 x 360 at 15 fps
Diagonal viewing angle	NA	75.8°	NA	87°	87.6°

Touchpad

The following table lists the touchpad specifications of your Latitude 7320.

Table 15. Touchpad specifications

Description	Option 1	Option 2
Touchpad resolution:		
Horizontal	3054	1223
Vertical	1790	683
Touchpad dimensions:		
Horizontal	105 mm (4.13 in.)	105 mm (4.13 in.)
Vertical	60 mm (2.36 in.)	60 mm (2.36 in.)
Touchpad gestures	For more information about touchpad gestures available on Windows 10, see the Microsoft knowledge base article 4027871 at support.microsoft.com .	For more information about touchpad gestures available on Windows 10, see the Microsoft knowledge base article 4027871 at support.microsoft.com .

Power adapter

The following table lists the power adapter specifications of your Latitude 7320.

Table 16. Power adapter specifications

Description	Option one	Option two
Type	65 W AC adapter, USB-C	90 W AC adapter, USB-C
Input voltage	100 VAC–240 VAC	100 VAC–240 VAC
Input frequency	50 Hz–60 Hz	50 Hz–60 Hz
Input current (maximum)	1.70 A	1.50 A
Output current (continuous)	<ul style="list-style-type: none"> ● 5 V/3 A (Continuous) ● 9 V/3 A (Continuous) ● 15 V/3 A (Continuous) ● 20 V/3.25 A (Continuous) 	<ul style="list-style-type: none"> ● 5 V/3 A (Continuous) ● 9 V/3 A (Continuous) ● 15 V/3 A (Continuous) ● 20 V/4.5 A (Continuous)
Rated output voltage	<ul style="list-style-type: none"> ● 5 VDC ● 9 VDC ● 15 VDC ● 20 VDC 	<ul style="list-style-type: none"> ● 5 VDC ● 9 VDC ● 15 VDC ● 20 VDC
Temperature range:		
Operating	0°C to 40°C (32°F to 104°F)	0°C to 40°C (32°F to 104°F)
Storage	-40°C to 70°C (-40°F to 158°F)	-40°C to 70°C (-40°F to 158°F)
Dimensions		
Width (mm/inch)	112 mm (4.41 in.)	130 mm (5.1 in.)
Depth (mm/inch)	51 mm (2.01 in.)	66 mm (2.6 in.)
Height (mm/inch)	28 mm (1.1 in.)	22 mm (0.8 in.)
Weight (kg/lb)	201 g (0.44 lb)	291 g (0.64 lb)


Battery

The following table lists the battery specifications of your Latitude 7320.

Table 17. Battery specifications

Description	Option one	Option two
Battery type	3-cell, 42 WHr, optional with ExpressCharge or Long Life Cycle	4-cell, 63 WHr, optional with ExpressCharge or Long Life Cycle
Battery voltage	11.40 VDC	15.2 VDC
Battery weight (maximum)	0.21 kg (0.47 lb)	0.26 kg (0.58 lb)
Battery dimensions:		
Height	5.7 mm (0.224 in.)	5.7 mm (0.224 in.)
Width	92.8 mm (3.654 in.)	92.8 mm (3.654 in.)

Table 17. Battery specifications (continued)

Description		Option one	Option two
	Depth	238 mm (9.37 in.)	238 mm (9.37 in.)
Temperature range:			
	Operating	<ul style="list-style-type: none"> Charging: 0°C to 45°C (32°F to 113°F) Discharging: 0°C to 65°C (32°F to 149°F) 	<ul style="list-style-type: none"> Charging: 0°C to 45°C (32°F to 113°F) Discharging: 0°C to 65°C (32°F to 149°F)
	Storage	-20°C to 60°C (4°F to 140°F)	-20°C to 60°C (4°F to 140°F)
Battery operating time		Varies depending on operating conditions and can significantly reduce under certain power-intensive conditions.	Varies depending on operating conditions and can significantly reduce under certain power-intensive conditions.
Battery charging time (approximate) ⓘ NOTE: Control the charging time, duration, start and end time, and so on using the Dell Power Manager application. For more information on the Dell Power Manager see, <i>Me and My Dell</i> on www.dell.com .		<ul style="list-style-type: none"> ExpressCharge Boost (0% up to 35%): 20 minutes ExpressCharge: 2 hours Standard charge: 3 hours ⓘ NOTE: Control the charging time, duration, start and end time, and so on using the Dell Power Manager application. For more information on the Dell Power Manager see, <i>Me and My Dell</i> on www.dell.com/	<ul style="list-style-type: none"> ExpressCharge Boost (0% up to 35%): 20 minutes ExpressCharge: 2 hours Standard charge: 3 hours ⓘ NOTE: Control the charging time, duration, start and end time, and so on using the Dell Power Manager application. For more information on the Dell Power Manager see, <i>Me and My Dell</i> on www.dell.com/
Coin-cell battery		No	No
 CAUTION: Operating and storage temperature ranges may differ among components, so operating or storing the device outside these ranges may impact the performance of specific components.			

Display

The following table lists the display specifications of your Latitude 7320.

Table 18. Display specifications

Description	Values				
	13.3-inch. Full High Definition (FHD)	13.3-inch. Full High Definition (FHD)	13.3-inch. Full High Definition (FHD)	13.3-inch. Full High Definition (FHD)	13.3-inch. Full High Definition (FHD) for 2-in-1
Type	13.3-inch. Full High Definition (FHD)	13.3-inch. Full High Definition (FHD)	13.3-inch. Full High Definition (FHD)	13.3-inch. Full High Definition (FHD)	13.3-inch. Full High Definition (FHD) for 2-in-1
Panel technology	Wide Viewing Angle (WVA)	<ul style="list-style-type: none"> WVA Super Low Power Low Blue Light 	WVA	<ul style="list-style-type: none"> WVA Privacy 	WVA
Luminance (typical)	250 nits	400 nits	300 nits	300 nits	300 nits
Dimensions (Active Area):					
Height	165.24 mm (6.51 in.)	165.24 mm (6.51 in.)	165.24 mm (6.51 in.)	165.24 mm (6.51 in.)	165.24 mm (6.51 in.)

Table 18. Display specifications (continued)

Description	Values				
Width	293.76 mm (11.57 in.)	293.76 mm (11.57 in.)	293.76 mm (11.57 in.)	293.76 mm (11.57 in.)	293.76 mm (11.57 in.)
Diagonal	337.08 mm (13.27 in.)	337.08 mm (13.27 in.)	337.08 mm (13.27 in.)	337.08 mm (13.27 in.)	337.08 mm (13.27 in.)
Native Resolution	1920 x 1080	1920 x 1080	1920 x 1080	1920 x 1080	1920 x 1080
Megapixels	2.07	2.07	2.07	2.07	2.07
Pixels per Inch (PPI)	166	166	166	166	166
Contrast Ratio (typ)	800:1	1000:1	500:1	600:1	1000:1
Response Time (max)	35 ms	35 ms	35 ms	35 ms	35 ms
Refresh Rate	60 Hz	60 Hz	60 Hz	60 Hz	60 Hz
Horizontal View Angle	80°	80°	80°	80°	80°
Vertical View Angle	80°	80°	80°	80°	80°
Pixel Pitch	0.153 x 0.153	0.153 x 0.153	0.153 x 0.153	0.153 x 0.153	0.153 x 0.153
Power Consumption (maximum)	3.5 W	2.52 W	4.1 W	3.45 W	1.99 W
Anti-glare vs glossy finish	Anti-glare	Anti-glare	Anti-glare	Anti-Glare	Anti-Reflection/ Anti-Smudge coating
Touch options	No	No	Yes	Yes	Yes
Stylus support	No	No	No	No	Yes (optional Wacom pen)

Fingerprint reader

The following table lists the fingerprint reader specifications of your Latitude 7320.


 **NOTE:** The fingerprint reader is located on the power button.

Table 19. Fingerprint reader specifications

Description	Values
Sensor technology	Capacitive
Sensor resolution	500 dpi
Sensor pixel size	108 x 88

GPU—Integrated

The following table lists the specifications of the integrated Graphics Processing Unit (GPU) supported by your Latitude 7320.

Table 20. GPU—Integrated


Controller	External display support	Memory size	Processor
Intel Iris X ^e Graphics	<ul style="list-style-type: none"> One HDMI 2.0 port Two Thunderbolt 4 ports with DisplayPort Alt Mode 	Shared system memory	11 th Generation Intel Core i5/i7

Operating and storage environment

This table lists the operating and storage specifications of your Latitude 7320.

Airborne contaminant level: G1 as defined by ISA-S71.04-1985

Table 21. Computer environment

Description	Operating	Storage
Temperature range	0°C to 35°C (32°F to 95°F)	-40°C to 65°C (-40°F to 149°F)
Relative humidity (maximum)	10% to 80% (non-condensing)	0% to 95% (non-condensing)
Vibration (maximum)*	0.26 GRMS	1.37 GRMS
Shock (maximum)	105 G†	40 G†
Altitude range	-15.2 m to 3048 m (-50 ft to 10,000 ft)	-15.2 m to 10668 m (-50 ft to 35,000 ft)
 CAUTION: Operating and storage temperature ranges may differ among components, so operating or storing the device outside these ranges may impact the performance of specific components.		

* Measured using a random vibration spectrum that simulates user environment.

† Measured using a 2 ms half-sine pulse when the hard drive is in use.

Keyboard shortcuts

NOTE: Keyboard characters may differ depending on the keyboard language configuration. Keys used for shortcuts remain the same across all language configurations.

Some keys on your keyboard have two symbols on them. These keys can be used to type alternate characters or to perform secondary functions. The symbol shown on the lower part of the key refers to the character that is typed out when the key is pressed. If you press shift and the key, the symbol shown on the upper part of the key is typed out. For example, if you press **2**, **2** is typed out; if you press **Shift + 2**, **@** is typed out.

The keys F1-F12 at the top row of the keyboard are function keys for multi-media control, as indicated by the icon at the bottom of the key. Press the function key to invoke the task represented by the icon. For example, pressing F1 mutes the audio (refer to the table below).

However, if the function keys F1-F12 are needed for specific software applications, multi-media functionality can be disabled by pressing **Fn + Esc**. Subsequently, multi-media control can be invoked by pressing **Fn** and the respective function key. For example, mute audio by pressing **Fn + F1**.

NOTE: You can also define the primary behavior of the function keys (F1–F12) by changing **Function Key Behavior** in BIOS setup program.

Table 22. List of keyboard shortcuts

Function key	Redefined key (for multimedia control)	Behavior
F1	Fn + F1	Mute audio
F2	Fn + F2	Decrease volume
F3	Fn + F3	Increase volume
F4	Fn + F4	Mic Mute
F5	Fn + F5	Keyboard backlight NOTE: Not applicable for non-backlight keyboard.
F6	Fn + F6	Decrease screen brightness
F7	Fn + F7	Increase screen brightness
F8	Fn + F8	Switch to external display
F10	Fn + F10	Print Screen
F11	Fn + F11	Home
F12	Fn + F12	End

The **Fn** key is also used with selected keys on the keyboard to invoke other secondary functions.

Table 23. Secondary behavior

Function key	Behavior
Fn + Ctrl	Open application menu
Fn + Esc	Toggle Fn-key lock

Table 23. Secondary behavior (continued)



Function key	Behavior
Fn + Home	Home
Fn + End	End

Getting help and contacting Dell

Self-help resources


You can get information and help on Dell products and services using these self-help resources:


Table 24. Self-help resources

Self-help resources	Resource location
Information about Dell products and services	www.dell.com
My Dell app	
Tips	
Contact Support	In Windows search, type <code>Contact Support</code> , and press Enter.
Online help for operating system	www.dell.com/support/windows
Access top solutions, diagnostics, drivers and downloads, and learn more about your computer through videos, manuals and documents.	Your Dell computer is uniquely identified by a Service Tag or Express Service Code. To view relevant support resources for your Dell computer, enter the Service Tag or Express Service Code at www.dell.com/support . For more information on how to find the Service Tag for your computer, see Locate the Service Tag on your computer .
Dell knowledge base articles for a variety of computer concerns	<ol style="list-style-type: none"> 1. Go to www.dell.com/support. 2. On the menu bar at the top of the Support page, select Support > Knowledge Base. 3. In the Search field on the Knowledge Base page, type the keyword, topic, or model number, and then click or tap the search icon to view the related articles.

Contacting Dell

To contact Dell for sales, technical support, or customer service issues, see www.dell.com/contactdell.

 **NOTE:** Availability varies by country/region and product, and some services may not be available in your country/region.

 **NOTE:** If you do not have an active Internet connection, you can find contact information about your purchase invoice, packing slip, bill, or Dell product catalog.