

# DH-PFS3211-8GT-120

## 11-Port Unmanaged Desktop Switch with 8-Port PoE



\* The parameters and datasheets below can only be applied to V2.0 (version 2.0)

- Intelligent PoE
- 8-pin assignment PoE power supply
- Long distance PoE
- PoE watchdog
- BT 90W
- All-giga ports
- Wide working temperature



### System Overview

DH-PFS3211-8GT-120 is an unmanaged Hardened PoE Switch with 8 × 10/100/1000 Mbps PoE Ports. It provides 8 × 10/100/1000 Mbps Ethernet ports, 2 × 1000 Mbps uplink SFPs and 1 × 10/100/1000 Mbps Ethernet uplink ports. The product is equipped with two types of transmission modes (Extend Mode On/Extend Mode Off). The red port supports the IEEE802.3bt and the Hi-PoE standards. The maximum power consumption is 120W. It also supports PoE watchdog to avoid manually maintenance and device restart, which can realize the intelligent management and reduce the cost.

### Functions

#### Intelligent PoE

Provides control over power consumption and offers real-time monitoring to ensure power supplies receive priority with important ports and to prevent malfunctions caused by changes in power consumption. Supports ultra wide power supplies and is able to adapt to IPC power fluctuations.

#### BT 90W

The red ports support IEEE802.3af, IEEE802.3at, IEEE802.3bt and Hi-PoE standards, with a maximum output power consumption rate of 90W per port. Suitable for powering high-power devices.

#### PoE Watchdog

Adopts the innovative PoE Watchdog. PoE Watchdog can be switched on by dialing or turning on the WEB page switch. It enables the switch to automatically detect port status and restart failed ports to recover connection in case of IPC connection exception. This enables intelligent operation and maintenance management in its truest sense, effectively reducing manual maintenance costs.

### Long Distance PoE

By dialing or enabling long-range transmission on the WEB interface, the transmission distance of a PoE port can be up to 250 m, meeting the requirements of wired transmission (bandwidth reduced to 10 Mbps).

### 8-pin Assignment PoE Power Supply

Supports 8-pin simultaneous power supply (1/2/4/5 positive, 3/6/7/8 negative). Signal lines and idle lines supply power at the same time. Compatibility with IPC is enhanced. Cable loss is reduced. Loading capacity is increased.

### Scene

The device is applicable for use in different scenarios, including home, office, server farm, and small mall.

## Specification

### Hardware Feature

Ethernet Port	Port 1-8: 8 × RJ-45 10/100/1000 Mbps (PoE) Port 9-10: 2 × SFP 1000 Mbps (uplink) Port 11: 1 × RJ-45 10/100/1000 Mbps (uplink)
PoE Power Consumption	Port 1-2 ≤ 90W, Port 3-8 ≤ 30W, Total ≤ 120W
Power Consumption	Idling: 5 W Full load: 120 W
Standard	IEEE802.3/IEEE802.3u/IEEE802.3X/IEEE 802.3az/IEEE 802.3ab

### PoE

PoE Protocol	IEEE 802.3af/ IEEE 802.3at/ Hi-PoE/IEEE 802.3bt
Power Supply Pin	1,2,4,5 (V+),3,6,7,8 (V-)
Long Distance	250 m long distance PoE transmission
PoE Power Management	Yes
PoE Watchdog	Yes

### Performance

Switching Capacity	33 Gbps
Packet Forwarding Rate	16.37 Mpps
Packet Buffer Memory	1.75 Mbit
Flow Control	Enable by default
Working Temperature	-30 °C to +65 °C (-22°F to +149°F)
Application Humidity	5%~95% (RH)

### General

Power Input	48 V - 57 V DC
Lighting Protection	Common mode 4 kV Differential mode 2 kV
ESD Protection	Air discharge 8 kV Contact discharge 6 kV
Wall-mount Installation	Yes
Anti-theft Lock Hole	Yes
Weight	0.67 kg (1.48 lb)
Dimension	150mm × 100mm × 42mm (5.91" × 3.94" × 1.65")

## Transmission Performance:

Switch power supply voltage 53V.  
CAT5E/CAT6. Max. DC resistance < 10 Ω/100 m

Cable(m)	Load Capacity(W)	Bandwidth(Mbps)
----------	------------------	-----------------

### IEEE802.3bt 90 W

100	71.3	1000
150	62	10
200	51	10
250	40	10

### Hi-PoE 60 W

100	53	1000
150	50	10
200	47	10
250	37	10

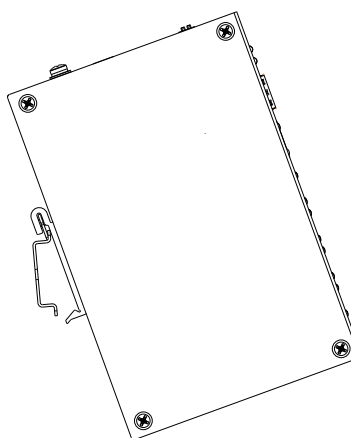
### IEEE802.3at 30 W

100	25.5	1000
150	25.5	10
200	25.5	10
250	25.5	10

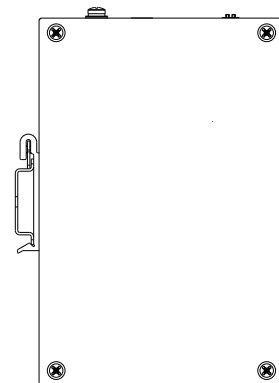
Note: Data from this table was collected by Dahua test lab and is for reference only .  
The actual transmission distance may vary due to power consumption of connected devices or the cable type and status.

## Installation

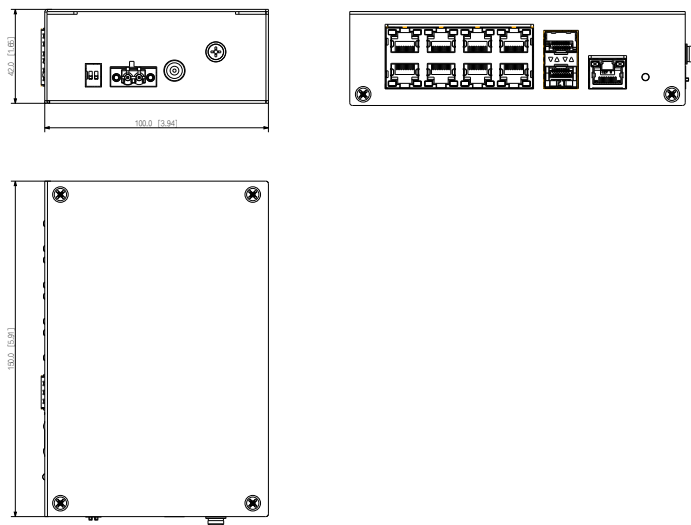
步骤1



步骤2



## Dimensions (mm[inch])



## Ordering Information

SFP module	GSFP-1310T-20-SMF	1.25G 1310/1550nm, 20km, LC, Single-mode
	GSFP-1310R-20-SMF	1.25G 1550/1310nm, 20km, LC, Single-mode
	GSFP-1310-20-SMF	1.25G 1310nm, 20km, LC, Single-mode
	GSFP-850-MMF	1.25G 850nm, 550m, LC, Multi-mode