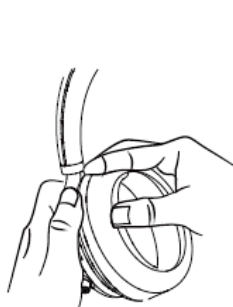


Product Type

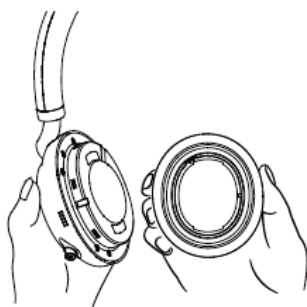
Product Type	Part Number	Model Name
Products	1208658	BH76 Plus Teams Black USB-A
Products	1208659	BH76 Plus UC USB-A
Products	1208660	BH76 Plus Teams Black USB-C
Products	1208661	BH76 with Charging Stand UC Light Gray USB-C
Accessory	3311017	Black Ear Cushion for BH76 Plus (1 Pair)

How to Replace Ear Cushion

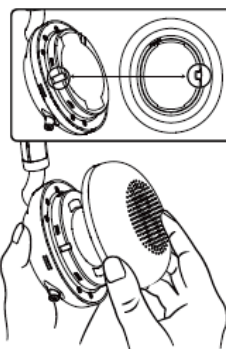
• Over-ear to On-ear



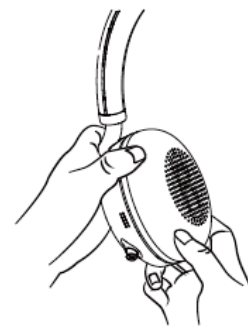
Use your fingers to disassemble the headset and over-ear cushion



Remove the over-ear cushion from the headset



Align the on-ear cushion with the headset




Press the headset and on-ear cushion tightly

BHC76 (Optional) Datasheet

Multifunctional wireless charging stand

The multifunctional wireless charging stand BHC76 can not only charge the BH72/BH76 [Bluetooth headset](#), but also works for any mobile that supports Qi and personal devices such as TWS. The charging stand can also act as a headset stand when the headset is not charging. Place your headset on the stand and you can get a neat desktop experience.



Specifications	Introduction
Main Features	<ul style="list-style-type: none">• Power input: AC Adapter: AC100-240V DC 12V/2A• Wireless Output: 15W Max• Charging Frequency: 110K-205KHZ• Standby Power: < 0.3 W• Wireless Distance: 5~8 mm• Coils: 2• Wireless Efficiency: 70% max• Ripple & Noise: < 50mV• Protection Function: OVP/OCP/OTP• State Remind: LED• Temperature Protection: 60°C• Compatibility: All wireless charging receiver terminal facilities that comply with Qi Standard.• Regulatory & Compliance: Design conforms to the Qi standard/EnergyStar/C-Tick Manufacturing conform to RoHS/REACH
Physical Features	<ul style="list-style-type: none">• Product Weight: 0.297 kg• Dimensions: 150.9 x 80 x 227.7 mm

Related Topic: [Wireless Charging Stand Guide](#)

Buyer Guide

Common User’s Workspace